



**REPORT ON THE
GENERAL ELECTIONS
1990**

**VOLUME II
DETAILED RESULT OF ELECTION**

**ELECTION COMMISSION OF PAKISTAN
ISLAMABAD**



**ABBREVIATIONS USED FOR THE NAMES OF
POLITICAL PARTIES
MUSLIMS**

(1)	Awami National Party	ANP
(2)	Awami Tehreek (Paleejo Group)	AT(PG)
(3)	Baluchistan National Movement	BNM
(4)	Haq Parast Group	HPG
(5)	Hazara Front	HF
(6)	Islami Jamhoori Ittehad	IJI
(7)	Jamhoori Wattan Party	JWP
(8)	Jamaat Ahl-e-Sunnat	JAS
(9)	Jamiat Ahl-e-Hadis	JAH
(10)	Jamiat-ul-Ulema-e-Islam (Fazalur Rehman Group)	JUI (F)
(11)	Jamiat-ul-Ulema-e-Pakistan (Niazi Group)	JUP (Niazi)
(12)	Jamiat-ul-Ulema-e-Pakistan (Noorani Group)	JUP (Noorani)
(13)	National Democratic Party	NDP
(14)	Pakhtoon Khawa Milli Awami Party	PKMAP
(15)	Pakistan Awami Tehreek	PAT
(16)	Pakistan Democratic Party	PDP
(17)	Pakistan Mazdoor Kissan Party (Fatehyab Group)	PMKP (F.G.)
(18)	Pakistan Muslim League (Qaiyum Group)	PML (Q)
(19)	Pakistan Muslim League (Sh. Liaquat Group)	PML (L)
(20)	Pakistan National Party	PNP
(21)	Pakistan Saraiki Party	PSP
(22)	Peoples Democratic Alliance	PDA
(23)	Progressive Peoples Party Pakistan	Pr.PP
(24)	Punjabi Pukhtoon Ittehad (Mir Hazar Khan)	PPI (MHK)
(25)	Punjabi Pukhtoon Ittehad (Sarwar Awan Group)	PPI (SAG)
(26)	Qaumi Inqalabi Party	QIP
(27)	Saraiki Qaumi Ittehad	SQI
(28)	Sind National Alliance (Hamid Jatoi Group)	SNA (HJ)
(29)	Sind National Alliance (Hamida Khuro Group)	SNA (HK)
(30)	Sindh National Front	SNF
(31)	Independents	(Ind)

NON-MUSLIMS

(1)	All Pakistan Christian Movement	APCM
(2)	Azad Masihi League	AML
(3)	Masihi Awami Party	MAP
(4)	Pakistan Aqiliati Ittehad	PAI
(5)	Pakistan Aqiliati Rabitta Party	PARP
(6)	Pakistan Christian Association	PCA
(7)	Pakistan Christian Congress	PCC
(8)	Pakistan Christian National Party (Joseph Francis group)	PCNP(J)
(9)	Pakistan Christian National Party (Samson Manoha group)	PCNP(S)
(10)	Pakistan Hindu Party	PHP
(11)	Pakistan Masihi League (Hayat group)	PML(H)
(12)	Pakistan Masihi Party	PMP
(13)	Pakistan Minority Inqilabi Group	PMIG
(14)	Pakistan Masihi Ittehad	PMI
(15)	Pakistan United Christian Front	PUCF

**ELECTION COMMISSION OF PAKISTAN
ISLAMABAD**

Sl. No.	Contents	Page No.
1	2	3

NATIONAL ASSEMBLY OF PAKISTAN

1.	(a) Detailed result of election to the National Assembly of Pakistan relating to:—	
	(i) North-West Frontier Province	3—14
	(ii) Federally Administered Tribal Areas	15—19
	(iii) Federal Capital	21—23
	(iv) Punjab	25—65
	(v) Sindh	67—87
	(vi) Baluchistan	89—95
	(b) Names of elected candidates nominated by the Political Parties	97—139
	(c) Number of candidates nominated, seats won and votes polled with percentage of votes polled by each Political Party	141—152
	✓ (d) Detailed result of election to the seats reserved for minority communities	153—161

PROVINCIAL ASSEMBLY, PUNJAB

2.	(a) Detailed result of election to the Provincial Assembly Punjab ..	163—264
	(b) Names of elected candidates nominated by the Political Parties	265—285
	(c) Number of candidates nominated, seats won and votes polled with percentage of votes polled by each Political Party	287—289
	✓ (d) Detailed result of election to the seats reserved for minority communities	291—301

PROVINCIAL ASSEMBLY, SINDH

3.	(a) Detailed result of election to the Provincial Assembly, Sindh ...	303—356
	(b) Names of elected candidates nominated by the Political Parties	357—377

- (c) Number of candidates nominated, seats won and votes polled with percentage of votes polled by each political party 379—381
- ✓(d) Detailed result of election to the seats reserved for minority communities 383—393

PROVINCIAL ASSEMBLY, N-W.F.P.

4. (a) Detailed result of election to the Provincial Assembly, N-W.F.P 395—431
- (b) Names of elected candidates nominated by the Political Parties 433—453
- (c) Number of candidates nominated, seats won and votes polled with percentage of votes polled by each Political Party 455—457
- ✓(d) Detailed result of election to the seats reserved for minority communities 459—465

PROVINCIAL ASSEMBLY, BALUCHISTAN

5. (a) Detailed result of election to the Provincial Assembly, Baluchistan 467—486
- (b) Names of elected candidates nominated by the Political Parties 487—519
- (c) Number of candidates nominated, seats won and votes polled with percentage of votes polled by each Political Party 521—523
- ✓(d) Detailed result of election to the seats reserved for minority communities 525—531

BYE-ELECTIONS

6. Detailed result of bye-election to the constituencies of the—
- (1) National Assembly of Pakistan 533—537
- (2) Provincial Assembly, Punjab 541—544
- (3) Provincial Assembly, Sindh 544—545
- (4) Provincial Assembly, N-W.F.P 545—546
- (5) Provincial Assembly, Baluchistan 546

**PROVINCE-WISE DETAILED RESULT OF
ELECTION TO THE NATIONAL ASSEMBLY**

10

11
12
13
14
15

16
17
18
19
20

21
22
23
24
25

26
27
28
29
30

31
32
33
34
35

36
37
38
39
40

41
42
43
44
45

46
47
48
49
50

51
52
53
54
55

**DETAILED RESULT OF ELECTION TO THE
NATIONAL ASSEMBLY FROM NWFEP**

CONSTITUENCY-WISE DETAILED RESULT

Name of contesting candidates and their party affiliation. (The name of the elected candidate appears at serial number 1).	No. of valid votes polled including postal ballot papers	Percentage of votes polled by returned candidate to		Further detail				
		Total valid votes	Registered votes	1	2	3	4	5
1	2	3	4	5	6	7	8	9

NORTH WEST FRONTIER PROVINCE

NA-I Peshawar-I

1. Mr. Ghulam Ahmed Bilor	(ANP)	51,233	53.76%	22.40%	Valid votes = 95,307
2. Ms. Benazeer Bhutto	(PDA)	38,951			polled including postal ballot papers
3. Mr. Ghulam Jaffar	(Ind)	1,507			
4. Mr. Muhammad Yusuf Qureshi	(Ind)	1,190			Invalid votes = 1,209
5. Mr. Benazeer	(Ind)	1,067			polled
6. Mr. Qamar Abbas	(Ind)	397			
7. Mr. Khalid Mehmood Durrani	(PAT)	373			Total votes = 96,516
8. Mr. Abdul Majid	(Ind)	290			polled
9. Qazi Shah Jehan	(NDP)	204			Registered votes = 2,28,734
10. Syed Javed Hassan Shah	(Ind)	95			Tendered votes = 19
		95,307			Percentage of votes polled to registered votes = 42.20%

NA-2 Peshawar-II

1.	Arbab Muhammad Jehangir Khan (ANP)	31,222	48.36%	19.52%	Valid votes polled including postal ballot papers = 64,557
2.	Mr. Aftab Ahmad Khan Sherpao (PDA)	19,137			
3.	Mr. Mursaleen Khan (JUI (F))	13,307			Invalid votes polled = 737
4.	Mr. Muhammad Hassan Khan (Ind)	891			
		<u>64,557</u>			<u>Total votes polled = 65,294</u>
					Registered votes = 1,59,946
					Tendered votes = 8
					Percentage of votes polled to registered votes = 40.82%

NA-3 Peshawar-cum-Nowshera

1.	Arbab Mohammad Zahir (ANP)	38,730	47.38%	17.75%	Valid votes polled including postal ballot papers = 81,746
2.	Mr. Abdul Latif (PDA)	19,977			
3.	Maulana Mohammad Usman (JUI (F))	11,770			Invalid votes polled = 1,103
4.	Pirzada Nabi Amin (Ind)	11,269			<u>Total votes polled = 82,849</u>
		<u>81,746</u>			Registered votes = 2,18,206
					Tendered votes = ---
					Percentage of votes polled to registered votes = 37.97%

NA-4 Nowshera

1.	Mr. Muhammad Ajmal Khan Khattak (ANP)	38,389	46.98%	19.32%	Valid votes polled including postal ballot papers = 81,711
2.	Mr. Pervaiz Khan Khattak (PDA)	25,722			
3.	Maulana Sher Ali Shah (JUI (F))	13,961			Invalid votes polled = 1,042
4.	Mr. Muhammad Amin Khattak (Ind)	3,639			<u>Total votes polled = 82,753</u>
		<u>81,711</u>			Registered votes = 1,98,702
					Tendered votes = ---
					Percentage of votes polled to registered votes = 41.65%

NA-5 Charsadda

1. Molvi Hassan Jan	JUI (F)	66,452	54.64%	19.58%	Valid votes polled including postal ballot papers = 1,21,616
2. Mr. Abdul Wali Khan	(ANP)	52,929			Invalid votes polled = 2,351
3. Mr. Fawadul Haq (Retd)	(Ind)	2,235			Total votes polled = 1,23,967
		<u>1,21,616</u>			Registered votes = 3,39,344
					Tendered votes = 8
					Percentage of votes polled to registered votes = 36.53%

NA-6 Mardan-I

1. Mr. Muhammad Azam Khan	(ANP)	35,880	41.37%	15.76%	Valid votes polled including postal ballot papers = 86,731
2. Mr. Khanzada Khan	(PDA)	28,616			Invalid votes polled = 772
3. Mr. Ghulam Rabbani	JUI (F)	22,235			Total votes polled = 87,503
		<u>86,731</u>			Registered votes = 2,27,704
					Tendered votes = 1
					Percentage of votes polled to registered votes = 38.43%

NA-7 Mardan-II

1. Khan Mir Afzal Khan	(IJI)	37,452	44.50%	15.33%	Valid votes polled including postal ballot papers = 84,154
2. Mr. Rahim Dad Khan	(PDA)	24,813			Invalid votes polled = 706
3. Haji Muhammad Ahmad Sahib	JUI (F)	17,872			Total votes polled = 84,860
4. Mr. Muhammad Shah Jehan Khan	(PKMAP)	1,575			Registered votes = 2,44,354
5. Mr. Abdul Akbar Khan	(Ind)	1,174			Tendered votes = -
6. Mr. Ziarat Khan Muhmand	PMKP (FG)	647			Percentage of votes polled to registered votes = 34.73%
7. Mr. Kar Khan	(Ind)	621			
		<u>84,154</u>			

1	2	3	4	5
---	---	---	---	---

NA-8 Swabi

1. Mr. Rehmanullah	(ANP)	51,909	45.37%	17.21%	Valid votes polled including postal ballot papers = 1,14,425
2. Mr. Saleem Khan	(PDA)	28,750			Invalid votes polled = 1,259
3. Qazi Maulana Fazlullah	JUI (F)	28,015			<u>Total votes polled = 1,15,684</u>
4. Mr. Yaqoob Khan	(Ind)	5,751			Registered votes = 3,01,602
		<u>1,14,425</u>			Tendered votes = —
					Percentage of votes polled to registered votes = 38.36%

NA-9 Kohat

1. Syed Iftikhar Hussain Gillani	(PDA)	27,848	31.57%	8.73%	Valid votes polled including postal ballot papers = 88,219
2. Molvi Naimatullah	(IJI)	26,493			Invalid votes polled = 937
3. Mr. Javed Ibrahim Paracha	JUI (F)	25,143			<u>Total votes polled = 89,156</u>
4. Syed Ghalib Shah	(Ind)	8,117			Registered votes = 3,18,861
5. Mr. Gul Shahzad Khattak	(Ind)	618			Tendered votes = —
		<u>88,219</u>			Percentage of votes polled to registered votes = 27.96%

NA-10 Karak

1. Alhaj Muhammad Aslam Khan Khattak	(Ind)	27,866	49.82%	17.07%	Valid votes polled including postal ballot papers = 55,935
2. Maulana Shaheed Ahmad	(IJI)	14,684			Invalid votes polled = 399
3. Mr. Afra Siab Khattak	(QIP)	9,643			<u>Total votes polled = 56,334</u>
4. Hafiz Abn-e-Amin	JUI (F)	3,180			Registered votes = 1,63,217
5. Sher Nawaz Khattak	(Ind)	285			Tendered votes = 12
6. Mst. Bakhat Bibi	(Ind)	277			Percentage of votes polled to registered votes = 34.51%
		<u>55,935</u>			

NA-11 Abbottabad-I

1. Sardar Mehtab Ahmed Khan	(IJI)	64,541	65.87%	26.63%	Valid votes polled including postal ballot papers = 97,980
2. Mr. Amanullah Khan Jadoon	(Ind)	31,754			Invalid votes polled = 1,491
3. Mr. Mohammad Salim Khan	(Ind)	1,321			
4. Mr. Nawab Khan Jadoon	(Ind)	364			
		<hr/>			<hr/>
		97,980			Total votes polled = 99,471
					Registered votes = 2,42,384
					Tendered votes = —
					Percentage of votes polled to registered votes = 41.04%

NA-12 Abbottabad-II

1. Haji Javed Iqbal Abbasi	(KJI)	43,764	50.93%	17.70%	Valid votes polled including postal ballot papers = 85,922
2. Sardar Gul Khatab	(Ind)	29,247			Invalid votes polled = 1,358
3. Sardar Inayat-ur-Rehman	(PDA)	5,576			Total votes polled = 87,280
4. Mr. Muhammad Saleem Khan	(Ind)	5,284			Registered votes = 2,47,316
5. Sardar Hukam Dad	(Ind)	1,373			Tendered votes = —
6. Lt. Col (Rtd.) Abdul Razaq	(H.F)	678			Percentage of votes polled to registered votes = 35.29%
		<hr/>			<hr/>
		85,922			

NA-13 Abbottabad-III

1. Mr. Gohar Ayub Khan	(IJI)	52,923	55.06%	23.19%	Valid votes polled including postal ballot papers = 96,114
2. Mr. Omar Asghar Khan	(PDA)	30,970			Invalid votes polled = 1,435
3. Raja Muhammad Tahir Ayub	(PAT)	6,339			Total votes polled = 97,549
4. Mr. Muhammad Naseem	(Ind)	3,643			Registered votes = 2,28,243
5. Malik Abdul Sattar	JUI (F)	1,260			Tendered votes = —
6. Mr. Muhammad Rafique Mashwani	(Ind)	979			Percentage of votes polled to registered votes = 42.74%
		<hr/>			<hr/>
		96,114			

5

4

3

2

1

NA-14 Mansehra-I

1.	Sardar Mohammad Yousaf	(Ind)	34,787	38.65%	15.06%	Valid votes polled including postal ballot papers = 90,004
2.	Syed Muzammil Shah	(IJI)	31,457			Invalid votes polled = 1,620
3.	Syed Ghulam Nabi Shah	JUI (F)	13,120			<u>Total votes polled = 91,624</u>
4.	Mr. Mohammad Hanif Khan	(Ind)	9,443			Registered votes = 2,31,021
5.	Mr. Sajid Mumtaz Khan	(PDA)	726			Tendered votes = 16
6.	Syed Ikhlaz Shah	(Ind)	471			Percentage of votes polled to registered votes = 39.66%
			<u>90,004</u>			

NA-15 Mansehra-II

1.	Navabzada Salahud Din Saeed Khan	(IJI)	19,109	32.98%	8.94%	Valid votes polled including postal ballot papers = 57,944
2.	Syed Qasam Shah	(Ind)	16,115			Invalid votes polled = 996
3.	Mr. Zar Gul	(Ind)	11,528			<u>Total votes polled = 58,940</u>
4.	Maulana Abdur Razzaq Aziz	JUI (F)	6,733			Registered votes = 2,13,725
5.	Qazi Shamsul Haq	(PAT)	1,652			Tendered votes = 1
6.	Mr. Badrul Islam	(Ind)	905			Percentage of votes polled to registered votes = 27.58%
7.	Mr. Ali Muhammad	(Ind)	838			
8.	Mr. Muhammad Aslam	(Ind)	519			
9.	Malak Muhammad Yunis	(Ind)	298			
10.	Mr. Iftikhar Hussain	(Ind)	181			
11.	Mr. Ghulam Sumdani Khan	(PDP)	66			
			<u>57,944</u>			

NA-16 Mansehra-III

1. Mr. Alam Zeb Khan
2. Khan Mohammad Ayub Khan
3. Mr. Malik Jan
4. Mr. Abdul Qayum
5. Mr. Sher Ali Khan (Retired)

JUI (F)	13,556	37.71%	16.84%	Valid votes polled including postal ballot papers =	35,944
(Ind)	10,684			Invalid votes polled =	754
(Ind)	8,160			<u>Total votes polled =</u>	<u>36,698</u>
(Ind)	2,797			Registered votes =	80,492
(Ind)	747			Tendered votes =	--
	<u>35,944</u>			Percentage of votes polled to registered votes =	45.59%

NA-17 Kohistan

1. Molvi Mohammad Amin
2. Malik Said Ahmed
3. Mr. Aurang Zeb
4. Maulana Abdul Baqi
5. Mr. Gul Dad Khan
6. Mr. Mohammad Siraj
7. Haji Ali Dad

JUI (F)	7,752	30.74%	5.29%	Valid votes polled including postal ballot papers =	25,222
(Ind)	4,607			Invalid votes polled =	411
(Ind)	4,581			<u>Total votes polled =</u>	<u>25,633</u>
(JI)	4,134			Registered votes =	1,46,623
(Ind)	3,106			Tendered votes =	--
(QIP)	690			Percentage of votes polled to registered votes =	17.48%
(Ind)	352				
	<u>25,222</u>				

NA-18 D.J. Khan

1. Mr. Fazal Karim Khan Kundi
2. Moulana Fazalur Rehman
3. Haji Mohammad Ramzan
4. Qazi Abdul Latif
5. Mr. Mohammad Khalik Raza Zakori
6. Mr. Asmatullah Khan Mastikhel
7. Haji Nisar Ahmed
8. Mr. Liaqat Ali Khan Kundi

(PDA)	64,533	41.16%	17.10%	Valid votes polled including postal ballot papers =	1,56,796
JUI (F)	52,890			Invalid votes polled =	1,872
(Ind)	15,679			<u>Total votes polled =</u>	<u>1,58,668</u>
(JI)	13,619			Registered votes =	3,77,482
(PAT)	6,047			Tendered votes =	--
JUP(Noorani)	2,282			Percentage of votes polled to registered votes =	42.03%
(Ind)	926				
(Ind)	820				
	<u>1,56,796</u>				

1	2	3	4	5
NA-19 Bannu-I				
1. Moulvi Ali Akbar	JUI (F)	28,471	49.29%	Valid votes polled including postal ballot papers = 57,765
2. Mr. Riaz Khan	(PDA)	12,519		
3. Moulvi Abdul Rauf	(LJI)	11,317	14.44%	Invalid votes polled = 426
4. Mr. Mohammad Shafiq	(QIP)	2,598		<u>Total votes polled = 58,191</u>
5. Mr. Sher Mohammad Khan	(Ind)	1,445		
6. Mr. Mohammad Parvez	(PAT)	689		Registered votes = 1,97,105
7. Mr. Abdus Samad Khan	(Ind)	647		Tendered votes = —
8. Mr. Naeem Khan	(Ind)	79		Percentage of votes polled to registered votes = 29.52%
NA-20 Bannu-II				
1. Mr. Nasir Mohammad Khan	(LJI)	38,877	51.20%	Valid votes polled including postal ballot papers = 75,937
2. Mr. Ahmad Jan	JUI (F)	34,322		
3. Mr. Mohammad Farid Khan	(Ind)	1,838	18.04%	Invalid votes polled = 1,031
4. Mr. Abdus Samad	(Ind)	806		<u>Total votes polled = 76,968</u>
5. Mr. Khalid Latif	(Ind)	94		Registered votes = 2,15,528
		<u>75,937</u>		Tendered votes = —
				Percentage of votes polled to registered votes = 35.71%
NA-21 Swat-I				
1. Haji Khaliq Dad Khan	(LJI)	24,891	34.02%	Valid votes polled including postal ballot papers = 73,161
2. Mr. Ubaidur Rahman	JUI (F)	17,480		
3. Shahzada Amani Room	(PDA)	15,341	11.56%	Invalid votes polled = 1,247
4. Mian Gul Aurangzeb	(Ind)	12,894		<u>Total votes polled = 74,408</u>
5. Mr. Taj Mohammad Khan	(Ind)	1,487		Registered votes = 2,15,316
6. Mr. Mehboor-ur-Rehman	(Ind)	1,068		Tendered votes = —
		<u>73,161</u>		Percentage of votes polled to registered votes = 34.56%

NA-22 Swat-II

1. Mr. Abdul Matin Khan	(Ind)	19,084	28.35%	7.75%	Valid votes polled including postal ballot papers = 67,325
2. Haji Fazl-e-Raziq	(JI)	18,901			Invalid votes polled = 1,447
3. Moulana Abdul Rehman	JUI (F)	11,755			<u>Total votes polled = 68,772</u>
4. Mr. Sattaruddin	(PDA)	11,315			Registered votes = 2,46,193
5. Mr. Sher Bahadar	(Ind)	6,270			Tendered votes = —
		<u>67,325</u>			Percentage of votes polled to registered votes = 27.93%

NA-23 Swat-III

1. Mr. Mohammad Afzal Khan	(PDA)	32,515	37.15%	12.41%	Valid votes polled including postal ballot papers = 87,535
2. Mr. Shujjat Ali Khan	(JI)	28,080			Invalid votes polled = 1,873
3. Molvi Abdur Rehman	JUI (F)	14,664			<u>Total votes polled = 89,408</u>
4. Mr. Mohammad Ayoub Khan	(ANP)	7,759			Registered votes = 2,61,935
5. Mr. Mohammad Mukhtar	(PKMAP)	1,387			Tendered votes = —
6. Mr. Sultan Yousaf	(Ind)	1,314			Percentage of votes polled to registered votes = 34.13%
7. Mr. Mehboob-ur-Rehman	(Ind)	1,282			
8. Sayed Allaudin	(Ind)	534			
		<u>87,535</u>			

NA-24 Chitral

1. Shahzada Moheyuddin	(JI)	35,269	55.13%	30.25%	Valid votes polled including postal ballot papers = 63,971
2. Mr. Piar Ali Allana	(PDA)	20,628			Invalid votes polled = 1,483
3. Mr. Ubaidullah	JUI (F)	6,282			<u>Total votes polled = 65,454</u>
4. Sardar Aman Khan	(Ind)	1,608			Registered votes = 1,16,608
5. Mr. Mohammad Jehangir Khan Jiggar (Retired)	(Ind)	184			Tendered votes = —
		<u>63,971</u>			Percentage of votes polled to registered votes = 56.13%

NA-25 Dir

1.	Mr. Najmud Din	(PDA)	28,533	42.42%	9.89%	Valid votes polled including postal ballot papers = 67,266
2.	Sahibzada Fathullah	(LJI)	27,147			Invalid votes polled = 1,499
3.	Qazi Abdus Salam	JUI (F)	5,851			<u>Total votes polled = 68,765</u>
4.	Mr. Mohammad Ayub Khan	(Ind)	5,735			Registered votes = 2,88,550
			<u>67,266</u>			Tendered votes = —
						Percentage of votes polled to registered votes = 23.83%

NA-26 Malakand Protected Area-cum-Dir

1.	Mr. Ahmad Hassan	(PDA)	31,331	34.57%	11.91%	Valid votes polled including postal ballot papers = 90,640
2.	Moulana Gauhar Rehman	(LJI)	29,888			Invalid votes polled = 1,269
3.	Mr. Abdur Rehman Khan	(Ind)	13,436			<u>Total votes polled = 91,909</u>
4.	Sahibzada Khalid	JUI (F)	10,280			Registered votes = 2,63,075
5.	Haji Mohammad Khan	(Ind)	5,705			Tendered votes = 2
			<u>90,640</u>			Percentage of votes polled to registered votes = 34.94%

**DETAILED RESULT OF ELECTION TO THE
NATIONAL ASSEMBLY FROM THE
FEDERALLY ADMINISTERED TRIBAL AREAS
(FATA)**

Name of contesting candidates and their party affiliation. (The name of the elected candidate appears at serial number 1).	No. of valid votes polled including postal ballot papers	Percentage of votes polled by returned candidate to		Further detail
		Total valid votes	Registered votes	
1	2	3	4	5

THE FEDERALLY ADMINISTERED TRIBAL AREAS (FATA)

NA-27 Tribal Area-I

1. Mr. Baroz (Ind) Uncontested

NA-28 Tribal Area-II

1. Syed Yousuf Hussain	(Ind)	607	48.72%	41.89%	Valid votes polled including postal ballot papers = 1,246
2. Mr. Abdul Manan	(Ind)	550			
3. Mr. Juma Gul Parachamkani	(Ind)	37			
4. Akhuzada Mohammad Saeed Parachamkani	(Ind)	16			Invalid votes polled = 18
5. Kh. Mohammad Khan Masozai	(Ind)	12			
6. Mr. Mohammad Hayat Khan Parachamkani	(Ind)	11			Total votes polled = 1,264
7. Mr. Khaista Jan Manatwal	(Ind)	5			Registered votes = 1,449
8. Mr. Barang Parachamkani	(Ind)	4			Tendered votes = —
9. Mr. Baz Gul Mengal	(Ind)	2			Percentage of votes polled to registered votes = 87.23%
10. Mr. Hussain Jan	(Ind)	1			
11. Mr. Zawar Hussain	(Ind)	1			
		<u>1,246</u>			

NA-29 Tribal Area-III

1. Mr. Spin Gul	(Ind)	956	21.21%	11.13%	Valid votes polled including postal ballot papers = 4,507
2. Mr. Noor Sayed Mian	(Ind)	955			
3. Haji Khial Shah	(Ind)	946			
4. Akhuzada Fazal Hamid	(Ind)	633			Invalid votes polled = 136
5. Alhaj Ghazi Said Jamal	(Ind)	619			Total votes polled = 4,643
6. Lt. Col. (Retd) Amanullah Khan	(Ind)	189			Registered votes = 8,592
7. Mr. Alim Hassan	(Ind)	102			Tendered votes = —
8. Sub. Major (Retd) Eid Akbar	(Ind)	58			
9. Mr. Inayatullah	(Ind)	<u>4,507</u>			Percentage of votes polled to registered votes = 54.04%

	1	2	3	4	5
NA-30 Tribal Area-IV					
1. Mr. Mohammad Ajmal	(Ind)	494	48.91%	33.70%	Valid votes polled including postal ballot papers = 1,010
2. Mr. Qadar Khan	(Ind)	281			Invalid votes polled = 14
3. Mir Hawaz	(Ind)	209			
4. Mr. Jan Mahmood	(Ind)	11			<u>Total votes polled = 1,024</u>
5. Mr. Mohammad Sharif	(Ind)	6			Registered votes = 1,466
6. Mr. Maamoor Khan	(Ind)	4			Tendered votes = 4
7. Mr. Fateh Khan	(Ind)	2			
8. Pir Sahib Khan	(Ind)	1			Percentage of votes polled to registered votes = 69.85%
9. Mr. Noor Baqi Jan	(Ind)	1			
10. Mr. Sherin Akbar	(Ind)	1			
11. Mr. Shair Khan	(Ind)	—			
12. Shaikh Abdullah	(Ind)	—			
		<u>1,010</u>			
NA-31 Tribal Area-V					
1. Haji Sakhi Jan	(Ind)	536	55.09%	46.41%	Valid votes polled including postal ballot papers = 973
2. Mr. Ghiasuddin	(Ind)	396			Invalid votes polled = 17
3. Mr. Sultan Mohammad	(Ind)	16			<u>Total votes polled = 990</u>
4. Mr. Aziz-ul-Hassan	(Ind)	8			Registered votes = 1,155
5. Mr. Shahzad Khan	(Ind)	5			Tendered votes = —
6. Mr. Aziz Khan	(Ind)	4			Percentage of votes polled to registered votes = 85.71%
7. Mr. Noor Ali	(Ind)	3			
8. Haji Shah Mahmood	(Ind)	3			
9. Mr. Abdul Qayum	(Ind)	2			
		<u>973</u>			

- NA-32 Tribal Area-VI**
- Haji Lal Karim.
 - Mian Shah Jehan.
 - Molvi Mohammad Sharif.
 - Mr. Mohammad Din.
 - Mr. Mohammad Ibrahim Khan
 - Malik Mehboob Jan.
 - Mr. Mohammad Akbar.
 - Dr. Abdul Hakim.
 - Haji Gul Zada.
 - Malik Ali Khan.
 - Mr. Alif Mohammad
 - Malik Khaista Gul.

(Ind)	842	25.98%	11.47%	Valid votes polled including postal ballot papers =	3,247
(Ind)	639			Invalid votes polled =	146
(Ind)	413			<u>Total votes polled</u> =	<u>3,393</u>
(Ind)	266			Registered votes =	7,338
(Ind)	227			Tendered votes =	—
(Ind)	152			Percentage of votes polled to registered votes =	46.24%
(Ind)	116				
(Ind)	103				
(Ind)	91				
(Ind)	62				
(Ind)	19				
	<u>3,247</u>				

- NA-33 Tribal Area-VII**
- Mr. Mohammad Ayub Khan.
 - Malik Nadir Khan.
 - Mr. Ali Akbar.
 - Mr. Khialae Khan.
 - Mr. Muhammad Hashim.
 - Mir Aslam.
 - Haji Zali Khan.
 - Mr. Babu Khan.
 - Mr. Mohammad Ishaq.
 - Mr. Mohammad Akbar.
 - Mr. Qamar Din.
 - Haji Shahji Gul.
 - Haji Shah Zamir.
 - Mr. Dost Mohammad.
 - Mr. Mehmood Khan.
 - Mr. Nadir Shah.
 - Haji Hussain Gul.
 - Haji Abdul Latif.

(Ind)	2,090	69.24%	50.14%	Valid votes polled including postal ballot papers =	3,004
(Ind)	794			Invalid votes polled =	91
(Ind)	48			<u>Total votes polled</u> =	<u>3,095</u>
(Ind)	18			Registered votes =	4,148
(Ind)	13			Tendered votes =	—
(Ind)	11			Percentage of votes polled to registered votes =	74.61%
(Ind)	8				
(Ind)	7				
(Ind)	7				
(Ind)	5				
(Ind)	5				
(Ind)	4				
(Ind)	4				
(Ind)	2				
(Ind)	1				
(Ind)	1				
(Ind)	—				
(Ind)	—				
(Ind)	—				
	<u>3,004</u>				

- NA-34 Tribal Area-VIII**
- Malik Aslam Khan

(Ind) Uncontested

**DETAILED RESULT OF ELECTION TO THE
NATIONAL ASSEMBLY FROM
THE FEDERAL CAPITAL**

1	2	3	4	5	
					Percentage of votes polled by returned candidate to
Name of contesting candidates and their party affiliation. (The name of the elected candidate appears at serial number 1).	No. of valid votes polled including postal ballot papers	Total valid votes		Registered votes	Further detail
		Total valid votes	Registered votes		

THE FEDERAL CAPITAL

NA-35 Federal Capital

1. Haji Mohammad Nawaz Khokhar.	(LJI)	56,795	52.84%	29.90%	Valid votes polled including postal ballot papers = 1,07,476
2. Raja Pervaiz Khan.	(PDA)	43,467			
3. Raja Abdul Qayyum.	(PAT)	3,199			Invalid votes polled = 1,374
4. Mr. Siddique Butt.	(Ind)	1,315			
5. Sub. (Rtd.) Abdullah Shah (Retired)	(Ind)	779			Total votes polled = 1,08,850
6. Rana G.M.K. Pasha.	PML (Q)	560			
7. Syed Ali Nawaz Shah Gardezi.	(PDP)	486			Registered votes = 1,89,972
8. Mr. Muhammad Bashir Mumtaz.	JUI (F)	415			
9. Ch. Muhammad Jamil.	(Ind)	144			Tendered votes = ---
10. Mr. Muhammad Safdar Awan	(Ind)	108			
11. Mr. Muhammad Shahzad Khan.	(Ind)	104			Percentage of votes polled to registered votes = 57.30%
12. Mr. Jehangir Akhtar.	(Ind)	68			
13. Syed Razi Jaffar Zaidi	(Ind)	36			
		<u>1,07,476</u>			

**DETAILED RESULT OF ELECTION TO THE
NATIONAL ASSEMBLY FROM
THE PUNJAB PROVINCE**

Name of contesting candidates and their party affiliation. (The name of the elected candidate appears at serial number 1).	1	2	3	4	5

THE PUNJAB PROVINCE

NA-36 Rawalpindi-I

1. Mr. Shahid Khaqan Abbasi	(LJI)	80,305	59.55%	30.71%	Valid votes polled including postal ballot papers = 1,34,842
2. Raja Mohammad Anwar.	(PDA)	54,011			Invalid votes polled = 1,398
3. Captain (Retd.) Raja Muhammad Riaz Khan	(Ind)	526			Total votes polled = 1,36,240
		<u>1,34,842</u>			Registered votes = 2,61,470
					Tendered votes = 2
					Percentage of votes polled to registered votes = 52.11%

NA-37 Rawalpindi-II

1. Raja Muhammad Zaheer Khan.	(LJI)	75,784	53.73%	28.85%	Valid votes polled including postal ballot papers = 1,41,034
2. Mr. Abdul Aziz Bhatti.	(PDA)	54,753			Invalid votes polled = 1,299
3. Mr. Muhammad Umer.	(PAT)	8,978			Total votes polled = 1,42,333
4. Raja Abdul Saboor.	JUP(Noorani)	1,192			Registered votes = 2,62,641
5. Mr. Muhammad Hussain Chohan.	(Ind)	327			Tendered votes = 5
		<u>1,41,034</u>			Percentage of votes polled to registered votes = 54.19%

NA-38 Rawalpindi-III

1. Sh. Rashid Ahmed.	(LJI)	78,107	55.82%	27.54%	Valid votes polled including postal ballot papers = 1,39,935
2. Ch. Mushtaq Hussain.	(PDA)	54,701			Invalid votes polled = 1,213
3. Mr. Sohail Asghar Malik.	(Ind)	2,332			Total votes polled = 1,41,148
4. Sh. Tariq Ellahi.	(PAT)	1,711			Registered votes = 2,83,569
5. Sh. Allah Ditta Sethi.	PML (Q)	1,390			Tendered votes = 11
6. Syed Riaz Hussain Shah.	(Ind)	1,052			Percentage of votes polled to registered votes = 49.78%
7. Sh. Siddique Ahmad.	(Ind)	250			
8. Mr. Nasrullah Khan.	(Ind)	203			
9. Haji Muhammad Saleem Shahid.	(ANP)	189			
		<u>1,39,935</u>			

NA-39 Rawalpindi-IV

1. Mr. Muhammad Ejaz-ul-Haq.
2. Raja Shahid Zafar.
3. Syed Riaz Hussain Shah.
4. Mr. Mushtaq Hussain Mughal.

(LJ)	87,829	58.45%	31.21%	Valid votes polled including postal ballot papers = 1,50,254
(PDA)	57,130			
(Ind)	3,582			Invalid votes polled = 1,088
(Ind)	1,713			Total votes polled = 1,51,342
	<u>1,50,254</u>			Registered votes = 2,81,383
				Tendered votes = --
				Percentage of votes polled to registered votes = 53.79%

NA-40 Rawalpindi-V

1. Ch. Nisar Ali Khan
2. Mr. Ghulam Sarwar Khan.

(LJ)	78,530	55.48%	34.32%	Valid votes polled including postal ballot papers = 1,41,551
(PDA)	63,021			
	<u>1,41,551</u>			Invalid votes polled = 1,662
				Total votes polled = 1,43,213

				Registered votes = 2,28,821
				Tendered votes = 3
				Percentage of votes polled to registered votes = 62.59%

NA-41 Attock-I

1. Sh. Aftab Ahmed.
2. Malik Muhammad Aslam Khan
3. Mr. Amjad Khan.
4. Mr. Iqtadar Ali Khan.
5. Mr. Maqbool Elahi Siddiqui.

(LJ)	71,134	57.62%	29.10%	Valid votes polled including postal ballot papers = 1,23,443
(PDA)	47,920			
(PAT)	2,798			Invalid votes polled = 1,142
(Ind)	880			Total votes polled = 1,24,585
(Ind)	716			Registered votes = 2,44,480
	<u>1,23,443</u>			Tendered votes = 7
				Percentage of votes polled to registered votes = 50.96%

NA-42 Attock-II

1. Malik Allah Yar Khan.
2. Mr. Amir Mohammad Khan.
3. Malik Lal Khan.
4. Mr. Mehboob Subhani Qureshi.
5. Thekedar Muhammad Aslam.

(IJI) 68,458
(PDA) 55,174
(Ind) 32,188
(PAT) 3,121
JUP(Noorani) 928

1,59,869

42.82%

23.87%

Valid votes polled including = 1,59,869
postal ballot papers
Invalid votes polled = 2,370

Total votes polled = 1,62,239
Registered votes = 2,86,816
Tendered votes = ---
Percentage of votes polled = 56.57%
to registered votes

NA-43 Chakwal-I

1. Lt. Gen. (Retd.) Malik Abdul Majid
2. Sardar Muhammad Ashraf Khan.
3. Mr. Muhammad Khan.
4. Mr. Mohammad Sultan.
5. Haji Nauroz Khan.
6. Malik Tajammal Hussain.

(IJI) 79,873
(PDA) 60,902
(PAT) 6,115
(Ind) 880
(Ind) 740
(Ind) 596

1,49,106

53.57%

29.67%

Valid votes polled including = 1,49,106
postal ballot papers
Invalid votes polled = 1,261

Total votes polled = 1,50,367
Registered votes = 2,69,221
Tendered votes = ---
Percentage of votes polled = 55.85%
to registered votes

NA-44 Chakwal-II

1. Sardar Mansoor Hayat Khan.
2. Sardar Ghulam Abbas Khan.
3. Mr. Javed Akhtar alias
Javed Iqbal.
4. Malik Fatch Khan.

(IJI) 79,239
(PDA) 69,593
JUI(F) 1,282
(Ind) 517

1,50,631

52.60%

30.09%

Valid votes polled including = 1,50,631
postal ballot papers
Invalid votes polled = 1,354

Total votes polled = 1,51,985
Registered votes = 2,63,375
Tendered votes = ---
Percentage of votes polled = 57.1%
to registered votes

	1	2	3	4	5
NA-45 Jhelum-I					
1.	Ch. Muhammad Altaf Hussain	(PDA)	47.49%	27.71%	Valid votes polled including postal ballot papers = 1,23,820
2.	Raja Muhammad Afzal Khan.	(JI)			Invalid votes polled = 1,112
3.	Mr. Ishrat Hussain Mirza.	(PAT)			Total votes polled = 1,24,932
4.	Pir Syed Shabbir Ali Shah	(Ind)			Registered votes = 2,12,198
					Tendered votes = —
					Percentage of votes polled to registered votes = 58.88%
NA-46 Jhelum-II					
1.	Nawabzada Iqbal Mehdi	(JI)	49.74%	26.45%	Valid votes polled including postal ballot papers = 1,14,961
2.	Dr. Ghulam Hussain	(PDA)			Invalid votes polled = 1,481
3.	Dr. Muhammad Hussain	(PAT)			Total votes polled = 1,16,442
					Registered votes = 2,16,140
					Tendered votes = —
					Percentage of votes polled to registered votes = 53.87%
NA-47 Sargodha-I					
1.	Mr. Ehsan-ul-Haq Piracha	(PDA)	50.38%	23.18%	Valid votes polled including postal ballot papers = 1,09,856
2.	Mian Naseer Ahmed	(JI)			Invalid votes polled = 1,222
3.	Mr. Khalil-ur-Rehman Tahir	(Ind)			Total votes polled = 1,11,078
4.	Mr. Inam-ul-Haq Piracha	(PAT)			Registered votes = 2,38,757
5.	Malik Hamid Zaman Bharth	(Ind)			Tendered votes = —
6.	Syeda Nasira Naqvi	(Ind)			Percentage of votes polled to registered votes = 46.52%
7.	Mr. Anwar-ul-Haq Piracha	(Ind)			
					Total votes = 1,09,856

NA-48 Sargodha-II

1.	Mian Muhammad Nawaz Sharif	(LJI)	69,141	59.48%	27.34%	Valid votes polled including postal ballot papers = 1,16,246
2.	Mr. Liaqat Hayat	(PDA)	45,274			
3.	Mr. Nisar Ahmad (Retired)	(Ind)	1,075			
4.	Mr. Mamur Ahmad Bhatti	(Ind)	480			Invalid votes polled = 1,055
5.	Mr. Ata Ullah Bajwa	(Ind)	276			
			<u>1,16,246</u>			<u>Total votes polled = 1,17,301</u>
						<u>Registered votes = 2,52,849</u>
						Percentage of votes polled to registered votes = 46.39%

NA-49 Sargodha-III

1.	Haji Muhammad Javed Iqbal Cheema.	(LJI)	59,576	47.93%	24.06%	Valid votes polled including postal ballot papers = 1,24,297
2.	Syed Ehsan Qadir Shah	(PDA)	55,131			
3.	Syed Sabir Hussain Shah Hamdani	(PAT)	5,404			
4.	Dr. Arzjid Chughtai	(Ind)	2,888			Invalid votes polled = 927
5.	Mr. Muhammad Iqbal (Retired)	(Ind)	701			
6.	Ch. Hashmat Mehmood Hussain	(Ind)	212			
7.	Mr. Anwar Kamal Pasha	(Ind)	202			
8.	Malik Muhammad Aslam (Retired)	(Ind)	183			
			<u>1,24,297</u>			<u>Total votes polled = 1,25,224</u>
						<u>Registered votes = 2,47,633</u>
						<u>Tendered votes = 7</u>
						Percentage of votes polled to registered votes = 50.57%

NA-50 Sargodha-IV

1.	Ch. Anwar Ali Cheema	(LJI)	77,073	59.07%	30.15%	Valid votes polled including postal ballot papers = 1,30,476
2.	Riaz Amir alias Abdul Haq	(PDA)	51,581			
3.	Syed Nusrat Ali Shah	(Ind)	1,000			Invalid votes polled = 1,224
4.	Haji Muhammad Ashraf	(Ind)	822			
			<u>1,30,476</u>			<u>Total votes polled = 1,31,700</u>
						<u>Registered votes = 2,55,673</u>
						<u>Tendered votes = 1</u>
						Percentage of votes polled to registered votes = 51.51%

	1	2	3	4	5
NA-51 Sargodha-cum-Khushab					
1. Malik Muhammad Naeem Khan	(LJI)	84,908	57.87%	28.15%	Valid votes polled including postal ballot papers = 1,46,712
2. Malik Muhammad Bashir Awan	(Ind)	61,804			Invalid votes polled = 2,467
		<u>1,46,712</u>			Total votes polled = 1,49,179
					Registered votes = 3,01,592
					Tendered votes = —
					Percentage of votes polled to registered votes = 49.46%
NA-52 Khushab					
1. Malik Khuda Bakhsh Khan Tiwana	(LJI)	61,854	48.24%	24.91%	Valid votes polled including postal ballot papers = 1,28,212
2. Sardar Shujah Muhammad Khan	(PDA)	51,269			Invalid votes polled = 1,486
3. Allama Muhammad Salman Salfi.	(Ind)	15,089			Total votes polled = 1,29,698
		<u>1,28,212</u>			Registered votes = 2,48,271
					Tendered votes = 12
					Percentage of votes polled to registered votes = 52.24%
NA-53 Mianwali-I					
1. Maulana Abdul Sattar Khan Niazi.	(LJI)	55,848	55.69%	24.10%	Valid votes polled including postal ballot papers = 1,00,277
2. Dr. Sher Afgan Khan Niazi	(PDA)	31,659			Invalid votes polled = 1,380
3. Mr. Muhammad Moazam-ud-Din Kazmi.	(Ind)	8,377			Total votes polled = 1,01,657
4. Major (Retd) Khaliq Dad Khan.	(Ind)	2,615			Registered votes = 2,31,736
5. Mr. Gul Hamid Khan Rokhri (Retired)	(Ind)	1,151			Tendered votes = 4
6. Mr. Asghar Aziz Khan Rokhari.	(Ind)	627			Percentage of votes polled to registered votes = 43.87%
		<u>1,00,277</u>			

NA-54 Mianwali-II

1. Haji Gul Hamid Khan Rokhari
2. Dr. Sher Afgan Khan Niazi
3. Mr. Dost Muhammad Bhachar
4. Mr. Asghar Aziz Khan Rokhari.
5. Mr. Muhammad Yousaf Khan
6. Sardar Rafiq Khan
7. Malik Ghulam Muhammad Kundi.

(LJI)	69,501	64.79%	31.05%	Valid votes polled including postal ballot papers = 1,07,270
(PDA)	34,633			
(Ind)	1,329			Invalid votes polled = 1,473
(Ind)	855			<u>Total votes polled = 1,08,743</u>
(Ind)	373			Registered votes = 2,23,830
(Ind)	332			Tendered votes = —
(Ind)	247			Percentage of votes polled to registered votes = 48.58%
	<u>1,07,270</u>			

NA-55 Bhakkar-I

1. Mr. Aziz Ahmad Khan
2. Mr. Bashir Ahmad Khan
3. Mr. Abdur Rehman Khan, Advocate

(LJI)	66,846	64.27%	33.43%	Valid votes polled including postal ballot papers = 1,04,001
(Ind)	35,289			
(PDA)	1,866			Invalid votes polled = 1,753
	<u>1,04,001</u>			<u>Total votes polled = 1,05,754</u>
				Registered votes = 1,99,931
				Tendered votes = —
				Percentage of votes polled to registered votes = 52.90%

NA-56 Bhakkar-II

1. Mr. Muhammad Zafarullah Khan
Dhandla.
2. Mr. Rasheed Akbar Khan Nawani.
3. Malik Nazir Ahmad Utra
4. Syed Masood Ahmad Hussain

(LJI)	52,893	47.75%	28.51%	Valid votes polled including postal ballot papers = 1,10,780
(Ind)	38,695			
(PDA)	17,468			Invalid votes polled = 1,241
(PAT)	1,724			<u>Total votes polled = 1,12,021</u>
	<u>1,10,780</u>			Registered votes = 1,85,498
				Tendered votes = 16
				Percentage of votes polled to registered votes = 60.39%

1	2	3	4	5
NA-57 Faisalabad-I				
1. Sardar Dildar Ahmad Cheema	(LJI)	54.18%	29.68%	Valid votes polled including postal ballot papers = 1,38,796
2. Mr. Umar Draz Khan	(PDA)			Invalid votes polled = 1,268
3. Rana Muhammad Aslam	(Ind)			Total votes polled = 1,40,064
4. Dr. Muhammad Shafiq Chaudhry.	(Ind)			Registered votes = 2,53,383
5. Mr. Abu Bakar Hamza	(Ind)			Tendered votes = —
6. Sardar Iqbal Ahmad Cheema	(Ind)			Percentage of votes polled to registered votes = 55.28%
7. Ch. Muhammad Amin	(Ind)			
				<hr/>
				1,38,796

NA-58 Faisalabad-II				
1. Rai Muhammad Aslam Khan	(PDA)	42.68%	17.06%	Valid votes polled including postal ballot papers = 1,00,404
2. Mr. Arif Hussain	(LJI)			Invalid votes polled = 1,055
3. Rai Salah-ud-Din	(Ind)			Total votes polled = 1,01,459
4. Babu Khan Tabish	(Ind)			Registered votes = 2,51,144
				<hr/>
				1,00,404
				<hr/>
				Tendered votes = —
				Percentage of votes polled to registered votes = 40.40%

NA-59 Faisalabad-III				
1. Alhaj Mian Nasir Ali Khan	(LJI)	44.96%	19.26%	Valid votes polled including postal ballot papers = 1,03,695
2. Khan Shahadat Ali Khan	(PDA)			Invalid votes polled = 767
3. Mr. Allah Yar	JUP(Noorani)			Total votes polled = 1,04,462
4. Rai Sakhawat Ali Khan	(Ind)			Registered votes = 2,42,089
5. Mirza Muhammad Ahmad	(Ind)			Tendered votes = —
6. Mr. Umar Akbar Jatoi	(Ind)			Percentage of votes polled to registered votes = 43.15%
7. Mian Shabbir Hassan Khan	(Ind)			
				<hr/>
				1,03,695

NA-60 Faisalabad-IV

1. Mr. Muhammad Abdullah Ghazi
2. Mr. Abdul Saboor
3. Mr. Mehdi Khan
4. Ch. Nasir-ur-Din Haider
5. Sufi Abdul Latif Anwar Bajjar.

(JI)	56,307	49.60%	24.71%	Valid votes polled including postal ballot papers = 1,13,518
(PDA)	30,275			Invalid votes polled = 822
(Ind)	24,381			<u>Total votes polled = 1,14,340</u>
(Ind)	2,169			Registered votes = 2,27,874
JUP(Noorani)	386			Tendered votes = —
	<u>1,13,518</u>			Percentage of votes polled = 50.18%

NA-61 Faisalabad-V

1. Ch. Muhammad Nazeer Ahmad
2. Ch. Muhammad Ilyas Ahmad
3. Mr. Shahid Nazeer

(JI)	72,351	53.54%	29.33%	Valid votes polled including postal ballot papers = 1,35,122
(PDA)	61,967			Invalid votes polled = 967
(Ind)	804			<u>Total votes polled = 1,36,089</u>
	<u>1,35,122</u>			Registered votes = 2,46,689
				Tendered votes = —
				Percentage of votes polled to registered votes = 55.17%

NA-62 Faisalabad-VI

1. Mr. Muhammad Khan Junejo
2. Mr. Ghulam Mustafa Bajawa
3. Ch. Muhammad Saleem Bajawa.
4. Mr. Muhammad Shabbir Cheema
5. Mr. Ehsan-ul-Haq
6. Mr. Shahid Nazir
7. Mr. Muhammad Rafiq-uz-Zaman Ghauri.
8. Ch. Muhammad Nazir Ahmad

(JI)	57,208	57.08%	28.66%	Valid votes polled including postal ballot papers = 1,00,222
(PDA)	34,925			Invalid votes polled = 685
(Ind)	3,224			<u>Total votes polled = 1,00,907</u>
(PAT)	2,423			Registered votes = 1,99,633
JUP(Noorani)	1,423			Tendered votes = 5
(Ind)	500			Percentage of votes polled to registered votes = 50.55%
(Ind)	439			
(Ind)	80			
	<u>1,00,222</u>			

		2	3	4	5
NA-63 Faisalabad-VII					
1.	Haji Muhammad Akram Ansari	(IJI)	60,983		Valid votes polled including postal ballot papers = 1,15,661
2.	Mr. Ahmad Saeed Awan	(PDA)	50,008	28.75%	Invalid votes polled = 942
3.	Mr. Moqbool Hussain Aziz	(PAT)	2,009		<u>Total votes polled = 1,16,603</u>
4.	Sh. Muhammad Latif Bholla (Retired)	(Ind)	1,835		Registered votes = 2,12,137
5.	Qari Muhammad Ghulam Rasool	JUP(Noorani)	426		Tendered votes = 16
6.	Mr. Abdul Latif	(Ind)	241		Percentage of votes polled to registered votes = 54.97%
7.	Mian Gulzar Ahmad Ansari	(Ind)	159		Valid votes polled including postal ballot papers = 1,19,644
			<u>1,15,661</u>		Invalid votes polled = 517

NA-64 Faisalabad-VIII					
1.	Mian Zahid Sarfraz	(IJI)	62,536		Total votes polled = 1,20,161
2.	Mr. Fazal Hussain Rahi	(PDA)	52,165	52.27%	Registered votes = 2,16,892
3.	Sahibzada Haji Muhammad Fazal Karim.	(JAS)	1,992		Tendered votes = —
4.	Sh. Muhammad Rashid	(PAT)	1,681		Percentage of votes polled to registered votes = 55.40%
5.	Qari Muhammad Saeed Chishti	JUP(Noorani)	1,025		Valid votes polled including postal ballot papers = 1,34,645
6.	Kh. Miraj Din	(Ind)	194		Invalid votes polled = 814
7.	Pir Meer Aziz Ullah Haqqani.	(Ind)	51		<u>Total votes polled = 1,35,459</u>
			<u>1,19,644</u>		Registered votes = 2,47,712
					Tendered votes = —
					Percentage of votes polled to registered votes = 54.68%

NA-65 Faisalabad-IX					
1.	Ch. Sher Ali	(IJI)	67,086		Valid votes polled including postal ballot papers = 1,34,645
2.	Mehr Abdul Rahid	(PDA)	63,396	49.82%	Invalid votes polled = 814
3.	Mr. Muhammad Naeem Ullah	(PAT)	3,091		<u>Total votes polled = 1,35,459</u>
4.	Mr. Muhammad Aslam	(Ind)	360		Registered votes = 2,47,712
5.	Mr. Muhammad Azam Butt	(Ind)	352		Tendered votes = —
6.	Alhaj Mian Zulfiqar Ali Shahid.	JUI(F)	189		Percentage of votes polled to registered votes = 54.68%
7.	Mr. Matloob Hussain	(Ind)	100		Valid votes polled including postal ballot papers = 1,34,645
8.	Mehr Abdul Rauf	(Ind)	71		Invalid votes polled = 814
			<u>1,34,645</u>		<u>Total votes polled = 1,35,459</u>

NA-66 Jhang-I

1.	Mr. Amir Hussain Syed	(PDA)	40,124	37.78%	17.12%	Valid votes polled including postal ballot papers = 1,06,218
2.	Riaz Ahmad Lali	(LJI)	39,850			Invalid votes polled = 1,117
3.	Sardarzada Zafar Abbas	(Ind)	18,377			<u>Total votes polled = 1,07,335</u>
4.	Mr. Ghulam Abbas Lali	(PAT)	5,382			Registered votes = 2,34,419
5.	Mirza Muhammad Sharif	(Ind)	1,338			Tendered votes = 9
6.	Mr. Khurshed Aslam	(Ind)	1,147			Percentage of votes polled to registered votes = 45.79%
			<u>1,06,218</u>			

NA-67 Jhang-II

1.	Maulana Haji Muhammad Rehmat Ullah.	(LJI)	57,263	49.16%	23.20%	Valid votes polled including postal ballot papers = 1,16,491
2.	Syed Assad Hayat Shah	(PDA)	47,378			Invalid votes polled = 1,222
3.	Mr. Noor Akbar Khan Sipra	(Ind)	11,850			<u>Total votes polled = 1,17,713</u>
			<u>1,16,491</u>			Registered votes = 2,46,822
						Percentage of votes polled to registered votes = 47.69%

NA-68 Jhang-III

1.	Qari Isarul Qasmi	(LJI)	62,486	52.63%	25.51%	Valid votes polled including postal ballot papers = 1,18,727
2.	Nawab Amanullah Khan Sial.	(PDA)	33,031			Invalid votes polled = 1,441
3.	Syed Sardar Ahmad	(PAT)	18,603			<u>Total votes polled = 1,20,168</u>
4.	Sh. Hakim Ali	(Ind)	2,175			Registered votes = 2,44,979
5.	Mr. Riaz Majjeed	(Ind)	1,148			Tendered votes = 30
6.	Maulana Muhammad Anwar Cheema.	JUP(Noorani)	669			Percentage of votes polled to registered votes = 49.05%
7.	Sh. Muhammad Akram	(Ind)	277			
8.	Haji Abid Hussain	(Ind)	175			
9.	Sh. Muhammad Iqbal	(Ind)	163			
			<u>1,18,727</u>			

NA-69 Jhang-IV

1. Makhdoom Syed Faisal Saleh Hayat Shah.
2. Syeda Abida Hussain
3. Sahibzada Muhammad Salah-ud-Din Ghazi.
4. Mian Muhammad Afzaal Chela (Retired)

Valid votes polled including postal ballot papers	=	1,22,200
Invalid votes polled	=	1,442
<u>Total votes polled</u>	=	<u>1,23,642</u>
Registered votes	=	2,48,545
Tendered votes	=	1
Percentage of votes polled to registered votes	=	49.75%

NA-70 Jhang-V

1. Sahibzada Muhammad Nazir Sultan
2. Mehr Akhtar Abbas Bharwana.
3. Mr. Safdar Ali Khan.

Valid votes polled including postal ballot papers	=	1,18,731
Invalid votes polled	=	1,343
<u>Total votes polled</u>	=	<u>1,20,074</u>
Registered votes	=	2,35,887
Tendered votes	=	—
Percentage of votes polled to registered votes	=	50.90%

NA-71 Toba Tek Singh-I

1. Ch. Asad-ur-Rehman
2. Mr. Javed Ahmed Khan
3. Mr. Khalid Kareem
4. Pirzada Noor Zaman Shah
5. Mr. Shafqat Ali
6. Rai Zia Ullah Khan
7. Mr. Abad Ali
8. Ch. Muhammad Yousaf Javed
9. Sardar Altaf Hussain
10. Makhdoom Javed Hussain

Valid votes polled including postal ballot papers	=	1,27,275
Invalid votes polled	=	1,204
<u>Total votes polled</u>	=	<u>1,28,479</u>
Registered votes	=	2,44,529
Tendered votes	=	—
Percentage of votes polled to registered votes	=	52.54%

NA-72 Toba Tek Singh-II

1. Mr. Muhammad Ejaz-ul-Haq
2. Qazi Ghias-ud-Din Janbaz
3. Mr. Muhammad Ishfaq
4. Mr. Ghulam Hussain
5. Mr. Muhammad Ali Raza
6. Begum Bismilla Ghias
7. Ch. Abdul Hamid Aamer Kahloon.

(LJ)	76,372
(PDA)	44,752
(Ind)	1,054
(Ind)	217
(Ind)	102
(Ind)	91
(Ind)	22
	<u>1,22,610.</u>

62.29%

Valid votes polled including postal ballot papers	= 1,22,610
Invalid votes polled	= 873
<u>Total votes polled</u>	<u>= 1,23,483</u>
Registered votes	= 2,20,902
Tendered votes	= ---
Percentage of votes polled to registered votes	= 55.90%

NA-73 Toba Tek Singh-III

1. Mr. Hamza
2. Haji Muhammad Ishaq
3. Mr. Abdul Hamid Aamir

(LJ)	69,499
(PDA)	50,194
(Ind)	329
	<u>1,20,022</u>

57.91%

Valid votes polled including postal ballot papers	= 1,20,022
Invalid votes polled	= 765
<u>Total votes polled</u>	<u>= 1,20,787</u>
Registered votes	= 2,18,226
Tendered votes	= 5
Percentage of votes polled to registered votes	= 55.35%

NA-74 Gujranwala-I

1. Ch. Hamid Nasir Chatha
2. Col. (Retd) Ghulam Sarwar Cheema.
3. Sahibzada Habib Ali
4. Ch. Muhammad Iqbal Arain
5. Mr. Nasrullah Khan

(LJ)	89,326
(PDA)	54,096
(Ind)	2,628
(Ind)	925
(Ind)	542
	<u>1,47,516</u>

33.57%

Valid votes polled including postal ballot papers	= 1,47,516
Invalid votes polled	= 1,051
<u>Total votes polled</u>	<u>= 1,48,567</u>
Registered votes	= 2,66,122
Tendered votes	= 2
Percentage of votes polled to registered votes	= 55.83%

	1	2	3	4	5
NA-75 Gujranwala-II					
1.	Mr. Afzal Hussain Tarar	(Ind)	49,406	38.21%	Valid votes polled including postal ballot papers = 1,29,296
2.	Syed Muhammad Arif Hussain.	(LJ)	47,101	17.67%	Invalid votes polled = 1,141
3.	Malik Muhammad Wazir Awan	(PDA)	23,109		Total votes polled = 1,30,437
4.	Mr. Raza Ali Khan	(Ind)	7,744		Registered votes = 2,79,536
5.	Rai Muhammad Shafi	JUP (Noorani)	1,936		Percentage of votes polled to registered votes = 46.66%
			<u>1,29,296</u>		
NA-76 Gujranwala-III					
1.	Mr. Ghulam Dastgir Khan	(LJ)	67,697	51.76%	Valid votes polled including postal ballot papers = 1,30,801
2.	Alhaj Arnan Ullah	(PDA)	57,897	26.31%	Invalid votes polled = 1,524
3.	Mr. Muhammad Haroon Rashid.	(PAT)	2,295		Total votes polled = 1,32,325
4.	Mr. Abdul Hakim Dar	(Ind)	807		Registered votes = 2,57,316
5.	Hafiz Muhammad Hamid Akhtar	JUP (Noorani)	520		Tendered votes = 5
6.	Khalifa Muhammad Aslam	(Ind)	397		Percentage of votes polled to registered votes = 51.43%
7.	Ch. Muhammad Aslam Bhatti	(Ind)	354		
8.	Mr. Ehsan Ullah	(Ind)	223		
9.	Sh. Bashir Ahmed	(Ind)	177		
10.	Meer Muhammad Tayyab	(Ind)	166		
11.	Mr. Muhammad Tariq Salim	(Ind)	132		
12.	Ch. Khalid Mehmood	(Ind)	89		
13.	Malik Muhammad Tasawar	(Ind)	47		
			<u>1,30,801</u>		
NA-77 Gujranwala-IV					
1.	Ch. Muhammad Asghar	(LJ)	59,225	47.87%	Valid votes polled including postal ballot papers = 1,23,708
2.	Kh. Muhammad Aslam Lone	(PDA)	50,328	24.79%	Invalid votes polled = 1,278
3.	Ch. Zahid Pervaiz	(Ind)	13,412		Total votes polled = 1,24,986
4.	Ch. Muhammad Saleem Buttler	(Ind)	226		Registered votes = 2,38,929
5.	Kh. Muhammad Aziz Lone	(Ind)	209		Tendered votes = —
6.	Kh. Muhammad Ikram Lone	(Ind)	138		Percentage of votes polled to registered votes = 52.31%
7.	Alhaj Nisar Ahmed Bajwa	(Ind)	95		
8.	Kh. Muhammad Babar Lone	(Ind)	75		
			<u>1,23,708</u>		

NA-78 Gujranwala-V

1. Rana Nazir Ahmad Khan
2. Ch. Muhammad Abdullah Virk

(LJI)	65,836	52.68%	28.59%	Valid votes polled including postal ballot papers = 1,24,975
(PDA)	59,139			Invalid votes polled = 1,072
	<u>1,24,975</u>			<u>Total votes polled = 1,26,047</u>
				Registered votes = 2,30,260
				Tendered votes = 8
				Percentage of votes polled to registered votes = 54.74%

NA-79 Gujranwala-VI

1. Mr. Muhammad Ashraf Warriach
2. Ch. Ijaz Ahmad
3. Rana Iftikhar Ahmed Khan
4. Ch. Javed Rashid Theem
5. Mr. Muhammad Sarwar
6. Mufti Muhammad Hussain
7. Sayed Maqbool Ahmed
8. Ch. Muhammad Suleman Gujjar

(PDA)	65,262	49.89%	26.41%	Valid votes polled including postal ballot papers = 1,30,808
(LJI)	62,051			Invalid votes polled = 1,102
(PAT)	1,486			<u>Total votes polled = 1,31,910</u>
(Ind)	828			Registered votes = 2,47,122
(Ind)	431			Tendered votes = —
(Ind)	321			Percentage of votes polled to registered votes = 53.38%
(Ind)	285			
(Ind)	144			
	<u>1,30,808</u>			

NA-80 Gujrat-I

1. Ch. Tajamal Hussain
2. Nawabzada Ghazanfar Ali Gul
3. Mr. Ghazanfar Ali
4. Syed Ashiq Hussain Shah

(LJI)	94,688	57.30%	30.88%	Valid votes polled including postal ballot papers = 1,65,247
(PDA)	63,797			Invalid votes polled = 1,467
(Ind)	5,026			<u>Total votes polled = 1,66,714</u>
JUP(Noorani)	1,736			Registered votes = 3,06,583
	<u>1,65,247</u>			Tendered votes = —
				Percentage of votes polled to registered votes = 54.88%

	1	2	3	4	5
NA-81 Gujrat-II					
1. Ch. Shujat Hussain	(LJI)	80,861	48.87%	27.92%	Valid votes polled including postal ballot papers = 1,65,448
2. Ch. Ahmad Mukhtar	(PDA)	74,621			Invalid votes polled = 1,823
3. Mr. Khadam Hussain Qaisar	(PAT)	3,326			Total votes polled = 1,67,271
4. Mr. Mukhtar Anwar	(Ind)	2,029			Registered votes = 2,89,657
5. Mr. Gulzar Ahmad	(Ind)	2,027			Tendered votes = 63
6. Mr. Abid Hussain Sindhu	PPI(SAG)	1,051			Percentage of votes polled to registered votes = 57.75%
7. Mr. Shahzad Anwar	PML(Q)	705			
8. Peer Muhammad Afzal Qadri	JUP (Noorani)	329			
9. Ch. Sadiq Hussain	(Ind)	200			
10. Mr. Khizar Hayat	(Ind)	140			
11. Mr. Muhammad Arif Mahmood	(Ind)	97			
12. Miss Irshaad Chaudhry	(Ind)	62			
		<u>1,65,448</u>			

NA-82 Gujrat-III					
1. Syed Manzoor Hussain Shah	(LJI)	80,621	49.27%	25.91%	Valid votes polled including postal ballot papers = 1,63,618
2. Haji Muhammad Asghar	(PDA)	65,252			Invalid votes polled = 1,979
3. Ch. Muhammad Akram	(PAT)	9,145			Total votes polled = 1,65,597
4. Ch. Muhammad Zaman (Retired)	(Ind)	3,887			Registered votes = 3,11,183
5. Ch. Muhammad Aslam	(Ind)	2,031			Tendered votes = ---
6. Mr. Shabbir Ahmad	JUP(Noorani)	1,696			Percentage of votes polled to registered votes = 53.22%
7. Mr. Naeem Aslam	(Ind)	692			
8. Lt.Col. (Retd.) Muhammad Akhtar Rizwani	(Ind)	158			
9. Mr. Muhammad Zulfiqar Hussain Sahi	(Ind)	136			
		<u>1,63,618</u>			

NA-83 Gujrat-IV

1. Mr. Nasir Iqbal
2. Mr. Zafar Ullah Tarar
3. Mr. Javaid Akbar
4. Mr. Muhammad Ahsan
5. Mr. Feroz.
6. Mr. Ejaz Ahmad
7. Mr. Gulzar Mehmood
8. Syed Muhammad Mehfooz Shah.

(LJI) 62,788
 (PDA) 52,881
 JUP(Noorani) 7,206
 (PAT) 4,390
 (Ind) 2,891
 (Ind) 864
 (Ind) 736
 (Ind) 114

47.61%

21.49%

Valid votes polled including = 1,31,870
 postal ballot papers
 Invalid votes polled = 1,248
 Total votes polled = 1,33,118
 Registered votes = 2,92,240
 Tendered votes = 3
 Percentage of votes polled to registered votes = 45.55%

NA-84 Gujrat-V

1. Ch. Muhammad Nawaz
2. Mr. Umar Hayat Lalika
3. Mr. Nazir Muhammad Gondal
4. Mr. Salim Mukhtar
5. Mr. Muhammad Aslam
6. Ch. Muhammad Iqbal

(PDA) 41,086
 (LJI) 28,884
 (Ind) 18,283
 (Ind) 4,386
 (Ind) 1,266
 (Ind) 981

43.30%

16.38%

Valid votes polled including = 94,886
 postal ballot papers
 Invalid votes polled = 1,011
 Total votes polled = 95,897
 Registered votes = 2,50,797
 Tendered votes = ---
 Percentage of votes polled to registered votes = 38.24%

NA-85 Sialkot-I

1. Mian Muhammad Shafi
2. Mian Masud Ahmad
3. Mr. Arif Amin
4. Lt. Col (Retd) Muhammad Akhtar Butt.
5. Brig. (Retd) Muhammad Anwar

(LJI) 59,515
 (PDA) 38,333
 (PAT) 7,188
 (Ind) 835
 (Ind) 143

56.14%

28.64%

Valid votes polled including = 1,06,014
 postal ballot papers
 Invalid votes polled = 1,051
 Total votes polled = 1,07,065
 Registered votes = 2,07,795
 Tendered votes = ---
 Percentage of votes polled to registered votes = 51.52%

1,06,014

	1	2	3	4	5
NA-86 Sialkot-II					
1.	Mr. Amir Hussain (LJI)	67,731	49.56%	27.30%	Valid votes polled including postal ballot papers = 1,36,656
2.	Mian Muhammad Rashid Akhtar (PDA)	58,596			Invalid votes polled = 1,161
3.	Ch. Muhammad Siddique (PAT)	8,163			Total votes polled = 1,37,817
4.	Mr. Faiz Ahmad (Ind)	2,166			Registered votes = 2,48,067
		<u>1,36,656</u>			Tendered votes = 2
					Percentage of votes polled to registered votes = 55.56%
NA-87 Sialkot-III					
1.	Mr. Nazir Ahmad Khan (LJI)	81,137	58.03%	32.65%	Valid votes polled including postal ballot papers = 1,39,810
2.	Mr. Javaid Mehmood Ghuman. (PDA)	50,320			Invalid votes polled = 971
3.	Mr. Muhammad Akram Khan (PAT)	7,088			
4.	Ch. Zulfiqar Ahmad (Ind)	1,265			Total votes polled = 1,40,781
		<u>1,39,810</u>			Registered votes = 2,48,485
					Tendered votes = —
					Percentage of votes polled to registered votes = 56.66%
NA-88 Sialkot-IV					
1.	Ch. Abdul Sattar (LJI)	72,764	59.03%	34.97%	Valid votes polled including postal ballot papers = 1,23,268
2.	Mr. Muhammad Ahmad (PDA)	47,602			Invalid votes polled = 1,086
3.	Mr. Muhammad Jahan Khan Bajawa. (PAT)	1,471			Total votes polled = 1,24,354
4.	Alhaj Sh. Allah Ditta Sethi. PML(Q)	1,431			Registered votes = 2,08,052
		<u>1,23,268</u>			Tendered votes = —
					Percentage of votes polled to registered votes = 59.77%

postal ballot papers		
Invalid votes polled	=	1,122
Total votes polled	=	1,11,408
Registered votes	=	2,19,284
Tendered votes	=	---
Percentage of votes polled to registered votes	=	50.81%

Valid votes polled including postal ballot papers	=	1,00,620
Invalid votes polled	=	1,332
Total votes polled	=	1,01,952
Registered votes	=	2,09,800
Tendered votes	=	2
Percentage of votes polled to registered votes	=	48.59%

(LJI)	67,966	61.63%	30.99%
(PDA)	39,995		
PML(Q)	2,325		
	<u>1,10,286</u>		

NA-90 Sialkot-VI

1.	Mr. Ghulam Mustafa	(LJI)	60,982	60.61%	29.07%
2.	Ch. Shafayat Ahmad Khan	(PDA)	34,253		
3.	Mr. Ibne Saeed	(Ind)	2,908		
4.	Mr. Abdul Qayyum Khan Bostani	(PAT)	1,566		
5.	Mr. Muhammad Suleman Malik	PML(Q)	569		
6.	Mr. Muhammad Sadiq Bhatti	(Ind)	342		
			<u>1,00,620</u>		

NA-91 Sialkot-VII

1.	Mr. Muhammad Ishfaq Taj	(LJI)			
----	-------------------------	-------	--	--	--

NA-92 Lahore-I

1.	Mr. Humayun Akhtar Khan	(LJI)	57,866	53.55%	25.28%
2.	Mr. Rafiq Ahmad Sheikh	(PDA)	44,384		
3.	Mr. Riyasat Ali	(PAT)	2,644		
4.	Pir Muhammad Ashraf	PML(Q)	1,541		
5.	Mr. Muhammad Yaqoob Naz	(Ind)	597		
6.	Mr. Muhammad Hussain Ansari	JUP (Noorani)	430		
7.	Mian Ahsan Rashid	(Ind)	166		
8.	Mr. Dilawar Khan (Retired)	(Ind)	105		
9.	Mr. Muhammad Arif Dar	(Ind)	102		
10.	Malik Taj Din	(Ind)	92		
11.	Pir Mir Aziz Ullah Hakani	(Ind)	82		
12.	Mr. Muhammad Sarfraz Malik (Retired)	(Ind)	44		
			<u>1,08,053</u>		

(LJI) During the general election, proceedings terminated due to the death of a contesting candidate. Proceedings for fresh election held and election in this Constituency ended in uncontested return.

Valid votes polled including postal ballot papers	=	1,08,053
Invalid votes polled	=	781
Total votes polled	=	1,08,834
Registered votes	=	2,28,915
Tendered votes	=	9
Percentage of votes polled to registered votes	=	47.54%

	1	2	3	4	5
NA-93 Lahore-II					
1.	Mr. Aitzaz Ahsan	(PDA)	65,624	52.01%	24.39%
2.	Mr. Ihsan-ul-Haq	(LJI)	52,697		
3.	Ch. Muhammad Hanif	(PAT)	6,803		
4.	Syed Muhammad Nasir	(Ind)	391		
5.	Syed Naseem-ul-Hasnain	(Ind)	224		
6.	Agha Ali Bashir	(Ind)	158		
7.	Rana Javed Majid	(Ind)	87		
8.	Mr. Naseer-ud-Din Mirza	(Ind)	73		
9.	Mian Abdul Waheed	(Ind)	56		
10.	Mian Ijaz Ahmad Momenjee	(Ind)	37		
11.	Mr. Siraj Din Saqib	(Ind)	34		
			<u>1,26,184</u>		
					Valid votes polled including postal ballot papers = 1,26,184
					Invalid votes polled = 663
					<u>Total votes polled = 1,26,847</u>
					Registered votes = 2,69,037
					Tendered votes = 11
					Percentage of votes polled to registered votes = 47.15%
NA-94 Lahore-III					
1.	Mian Umar Hayat	(LJI)	53,352	48.67%	25.39%
2.	Mr. Salman Taseer	(PDA)	51,953		
3.	Rana Javed Majeed	(PAT)	3,457		
4.	Mr. Zafar Masood Khilji	(Ind)	727		
5.	Shahida Jabeen	(Ind)	142		
			<u>1,09,631</u>		
					Valid votes polled including postal ballot papers = 1,09,631
					Invalid votes polled = 661
					<u>Total votes polled = 1,10,292</u>
					Registered votes = 2,10,131
					Tendered votes = 39
					Percentage of votes polled to registered votes = 52.49%
NA-95 Lahore-IV					
1.	Mian Nawaz Sharif	(LJI)	59,944	58.39%	28.12%
2.	Air Marshal (Retd) M. Asghar Khan	(PDA)	39,585		
3.	Mr. Fazal Mehmood	(PAT)	1,497		
4.	Mr. Muhammad Wazir	(Ind)	947		
5.	Mr. Muhammad Riaz	(Ind)	229		
6.	Kh. Izhar-ud-Din	(PDP)	185		
7.	Mian Abdul Waheed	(Ind)	177		
8.	Mr. M. Ayub Bhutta	(Ind)	46		
9.	Mr. M. Ishaq Baig	(Ind)	32		
10.	Mr. Khalid Mahmood alias Amber Shahzada	(Ind)	28		
			<u>1,02,670</u>		
					Valid votes polled including postal ballot papers = 1,02,670
					Invalid votes polled = 652
					<u>Total votes polled = 1,03,322</u>
					Registered votes = 2,13,178
					Tendered votes = ---
					Percentage of votes polled to registered votes = 48.47%

NA-96 Lahore-V		55.59%	26.85%
1.	Mian Muhammad Shahbaz Sharif	54,506	Valid votes polled including = 98,050
2.	Mr. Jehangir Badar	41,902	postal ballot papers
3.	Mr. Abdul Sattar Ghazi	(JUP) (Noorani) 368	Invalid votes polled = 545
4.	Maulana Saif-ud-Din Saif	JUI(F) 317	<u>Total votes polled = 98,595</u>
5.	Agha Muhammad Saleh	(Ind) 301	Registered votes = 2,03,020
6.	Mr. Khalid Hussain Butt	(Ind) 179	Tendered votes = 13
7.	Syed Ejaz Hussain Shah	(Ind) 176	Percentage of votes polled to registered votes = 48.56%
8.	Hafiz Salman Butt	(Ind) 152	
9.	Mr. Abdul Hameed Khan	(Ind) 91	
10.	Malik Muhammad Akhtar (Retired)	(Ind) 58	
		<u>98,050</u>	

NA-97 Lahore-VI		54.30%	25.79%
1.	Mr. Liasqat Balouch	68,943	Valid votes polled including = 1,26,965
2.	Mr. Ahmad Tariq Raheem Khawaja	51,058	postal ballot papers
3.	Mr. Mansoor-ur-Rehman Khan Afraidi	(PAT) 4,278	Invalid votes polled = 819
4.	Mr. Ahmad Ali Kasuri Maulana	(Ind) 1,353	<u>Total votes polled = 1,27,784</u>
5.	Mr. Muhammad Zawar Bahadar Qari	JUP(Noorani) 464	Registered votes = 2,57,330
6.	Mr. Mazhar Ali Khan Sardar	(Ind) 402	Tendered votes = 14
7.	Mr. Saleem Karamat	(Ind) 144	Percentage of votes polled to registered votes = 47.80%
8.	Mr. Faisal Naseer Khan Major (Retd).	(Ind) 122	
9.	Mr. Muhammad Ashfaq Chaudhry	(Ind) 107	
10.	Mr. Muhammad Abdullah Chaudhry	(Ind) 94	
		<u>1,26,965</u>	

NA-98 Lahore-VII		52.80%	22.76%
1.	Mian Muhammad Usman	60,220	Valid votes polled including = 1,14,063
2.	Sh. Muhammad Rashid	48,686	postal ballot papers
3.	Maulana Ahmad Ali Kasuri	(PAT) 4,022	Invalid votes polled = 682
4.	Mr. Nisar Ahmad Syed	(Ind) 364	<u>Total votes polled = 1,14,745</u>
5.	Mr. Ijaz Ahmad Chaudhry	(Ind) 360	Registered votes = 2,64,616
6.	Mr. Aamer Shahzad	(Ind) 281	Tendered votes = 14
7.	Mr. Ghulam Raza	(Ind) 130	Percentage of votes polled to registered votes = 43.36%
		<u>1,14,063</u>	

1

2

3

4

5

NA-99 Lahore-VIII

1.	Mr. Wazir Ali Bhatti	(LJ)	42,549	53.66%	25.98%	Valid votes polled including postal ballot papers = 79,296
2.	Mr. Muhammad Arshad	(PDA)	32,962			
3.	Mr. Iftikhar Ali Kliche	(PAT)	2,066			Invalid votes polled = 499
4.	Malik Abdul Majid	(Ind)	526			<u>Total votes polled = 79,795</u>
5.	Mr. Muhammad Ramzan	(Ind)	473			Registered votes = 1,63,780
6.	Mirza Zahid Hussain	(Ind)	369			Tendered votes = ---
7.	Ch. Muhammad Ibrahim	(Ind)	125			Percentage of votes polled to registered votes = 48.72%
8.	Mehtar Zulfiqar Ali Babu	(Ind)	116			
9.	Mr. Muhammad Abdul Ghafoor Alwari	(Ind)	110			
			<u>79,296</u>			

NA-100 Lahore-IX

1.	Mr. Muhammad Ashiq Ali Dyyal	(LJ)	46,842	54.73%	29.64%	Valid votes polled including postal ballot papers = 85,588
2.	Mr. Meraj Khalid	(PDA)	34,289			
3.	Mr. Abdul Qayyum Pahat	(PAT)	2,088			Invalid votes polled = 873
4.	Mr. Muhammad Yaqoob Mohrha	(Ind)	1,895			<u>Total votes polled = 86,461</u>
5.	Mr. Muhammad Akram	(Ind)	389			Registered votes = 1,58,054
6.	Mr. Amanat Ali Malik	(Ind)	85			Tendered votes = ---
			<u>85,588</u>			Percentage of votes polled to registered votes = 54.70%

NA-101 Sheikhpura-I

1.	Rana Tanveer Hussain	(LJ)	60,175	48.69%	22.75%	Valid votes polled including postal ballot papers = 1,23,593
2.	Mr. Nisar Ahmad Punnun	(PDA)	56,429			
3.	Mr. Bilal Javed Yusuf	(Ind)	3,356			Invalid votes polled = 1,097
4.	Mr. Wali Muhammad Talib	(PAT)	2,499			<u>Total votes polled = 1,24,690</u>
5.	Mr. Nisar Ahmad Dhillon	(Ind)	379			Registered votes = 2,64,497
6.	Sh. Muhammad Jameel	(Ind)	251			Tendered votes = ---
7.	Mr. Muhammad Akbar	(Ind)	193			Percentage of votes polled to registered votes = 47.14%
8.	Mr. Muhammad Gulifam Ashraf	(Ind)	171			
9.	Ch. Muhammad Anwar	(Ind)	140			
			<u>1,23,593</u>			

NA-108 Kasur-III

1. Rana Muhammad Hayat Khan
2. Sardar Talib Hassan Naki
3. Rao Shafat Khan
4. Rana Fiaz Ahmad Khan
5. Mr. Muhammad Ashraf Zia
6. Sardar Pervaiz Hassan

(Ind) 51,189
(LJI) 41,564
(PDA) 14,251
(Ind) 507
(Ind) 409
(Ind) 372

1,08,282

47.27%

23.33%

Valid votes polled including = 1,08,282
postal ballot papers
Invalid votes polled = 1,078

Total votes polled = 1,09,360
Registered votes = 2,19,386
Tendered votes = 1
Percentage of votes polled = 49.85%
to registered votes

NA-109 Kasur-IV

1. Maulana Mueen-ud-Din Lakhvi
2. Sardar Muhammad Ashiq
3. Allama Syed Shabbir Ahmad Hashmi
4. Ch. Muhammad Taki

(LJI) 56,859
(PDA) 45,866
JUP(Noorani) 3,618
(Ind) 2,154

1,08,487

52.41%

24.06%

Valid votes polled including = 1,08,487
postal ballot papers
Invalid votes polled = 1,096

Total votes polled = 1,09,583
Registered votes = 2,36,326
Tendered votes = ---
Percentage of votes polled = 46.37%
to registered votes

NA-110 Okara-I

1. Mian Muhammad Zaman
2. Rao Sikandar Iqbal
3. Mr. Ghulam Rasool
4. Mr. M. Fazil-ur-Rehman
5. Mr. Shabbir Ahmad Rao
6. Ch. Mehmood Ahmad
7. Rao Khalil Akhtar
8. Mian Muhammad Rafique
9. Mr. Muhammad Shafi
10. Ch. Muhammad Boota
11. Mr. Shahnawaz Ahmad Ullakh

(LJI) 54,096
(PDA) 45,184
(Ind) 1,758
JUP (Noorani) 671
(PAT) 473
(Ind) 439
(Ind) 408
(Ind) 334
(Ind) 167
(Ind) 165
(Ind) 97

1,03,792

52.12%

26.75%

Valid votes polled including = 1,03,792
postal ballot papers
Invalid votes polled = 1,206

Total votes polled = 1,04,998
Registered votes = 2,02,201
Tendered votes = 8
Percentage of votes polled = 51.93%
to registered votes

NA-102 Sheikhpura-II

1. Ch. Nazir Ahmad Virk
2. Mr. Munawar Hussain Manji
3. Malik Mushtaq Ahmad Awan
4. Malik Akber Ali
5. Mr. Muhammad Mushtaq Ahmad Virk
6. Mr. Fazal Ahmad Virk
7. Mr. Asad Ali Khan
8. Mr. Muhammad Khan Manji
9. Mr. Muhammad Rashid
10. Malik Ishtiaq Ahmad

(LJI) 39,430
(PAT) 38,377
(PDA) 34,505
(Ind) 3,407
(Ind) 1,381
(Ind) 589
(Ind) 547
(Ind) 414
(Ind) 378
(Ind) 363

1,19,391

33.03%

15.20%

Valid votes polled including = 1,19,391
postal ballot papers
Invalid votes polled = 1,265

Total votes polled = 1,20,656
Registered votes = 2,59,417
Tendered votes = 13
Percentage of votes polled = 46.51%
to registered votes

NA-103 Sheikhpura-III

1. Mr. Muhammad Birjees Tahir
2. Mr. Muhammad Arif Awan
3. Mian Shamim Haider
4. Mian Ghulam Rasool
5. Haji Nazir Ahmad

(LJI) 49,701
(PDA) 32,570
(Ind) 16,631
(PAT) 2,070
(Ind) 337

1,01,309

49.06%

23.21%

Valid votes polled including = 1,01,309
postal ballot papers
Invalid votes polled = 737

Total votes polled = 1,02,046
Registered votes = 2,14,098
Tendered votes = ---
Percentage of votes polled = 47.66%
to registered votes

NA-104 Sheikhpura-IV

1. Haji Naeem Hussain Chatha
2. Ch. Tawakkal Ullah Virk
3. Malik Ahmad Saeed
4. Rao Abdul Qavi Khan
5. Mian Shamim Haider

(LJI) 59,036
(PDA) 44,803
(PAT) 7,891
(Ind) 5,940
(Ind) 1,958

1,19,628

49.35%

21.11%

Valid votes polled including = 1,19,628
postal ballot papers
Invalid votes polled = 1,223

Total votes polled = 1,20,851
Registered votes = 2,79,718
Tendered votes = ---
Percentage of votes polled = 43.20%
to registered votes

NA-105 Sheikhpura-V

1.	Rai Mansab Ali Khan	(LJI)	43,708	49.10%	19.60%	Valid votes polled including postal ballot papers = 89,021
2.	Rai Rashid Ahmad Khan	(PDA)	37,098			Invalid votes polled = 1,111
3.	Sardar Muhammad Anwaar Ahmad Khan	(PAT)	5,159			Total votes polled = 90,132
4.	Rai Asghar Ali Khan	JUP(Noorani)	2,665			Registered votes = 2,23,033
5.	Rai Bashir Ahmad Khan Bhatti	(Ind)	391			Tendered votes = 4
			<u>89,021</u>			Percentage of votes polled to registered votes = 40.41%

NA-106 Kasur-I

1.	Sardar Asif Ahmad Ali	(Ind)	46,590	43.20%	19.64%	Valid votes polled including postal ballot papers = 1,07,857
2.	Mr. Riaz Ahmad	(Ind)	29,032			Invalid votes polled = 1,353
3.	Kh. Muhammad Azhar Khan	JUP(Noorani)	17,798			Total votes polled = 1,09,210
4.	Sahibzada Khizar Hayat Khan	(LJI)	7,783			Registered votes = 2,37,216
5.	Mr. Javed Abdullah Khan	(Ind)	2,981			Tendered votes = --
6.	Mr. Muhammad Shafique Akram	(Ind)	1,752			Percentage of votes polled to registered votes = 46.04%
7.	Ch. Muhammad Anwar Dholan	(Ind)	1,226			
8.	Mr. Muhammad Yousaf Farooqi	(Ind)	695			
			<u>1,07,857</u>			

NA-107 Kasur-II

1.	Rao Khizar Hayat Khan	(LJI)	43,657	48.84%	24.40%	Valid votes polled including postal ballot papers = 89,395
2.	Ch. Hakim Ali	(PDA)	35,883			Invalid votes polled = 1,115
3.	Mr. Ahmad Raza Khan Kasuri	(Ind)	7,695			Total votes polled = 90,510
4.	Ch. Muhammad Altaf Khan	(Ind)	650			Registered votes = 1,78,957
5.	Mr. Muhammad Abdul Ghafoor Alwari	(Ind)	443			Tendered votes = 12
6.	Mr. Mazhar Hayat Khan	(Ind)	414			Percentage of votes polled to registered votes = 50.58%
7.	Syeda Niloufar Mahdi	(Ind)	246			
8.	Major (Retd). Ch. Rehmat Khan	(Ind)	237			
9.	Sardar Sher Alam Khan	(PDP)	170			
			<u>89,395</u>			

NA-111 Okara-II

1.	Syed Sajjad Haider	(LJI)	50,728	48.64%	22.07%	Valid votes polled including postal ballot papers = 1,04,291
2.	Rai Muhammad Aslam Khan	(PDA)	48,895			Invalid votes polled = 1,243
3.	Syed Ahmad Hassan Shah	(Ind)	2,160			Total votes polled = 1,05,534
4.	Mr. Sardar Muhammad	(Ind)	1,823			Registered votes = 2,29,822
5.	Ch. Mehmood Ahmad (Retired)	(Ind)	685			Tendered votes = --
			<u>1,04,291</u>			Percentage of votes polled to registered votes = 45.92%

NA-112 Okara-III

1.	Mian Manzoor Ahmad Khan	(LJI)	66,753	60.39%	28.18%	Valid votes polled including postal ballot papers = 1,10,528
2.	Syed Abbas Raza Rizvi	(PDA)	39,998			Invalid votes polled = 1,025
3.	Col. Syed Mukhtiar Hussain Shah	(PAT)	2,690			Total votes polled = 1,11,553
4.	Syed Nasir Ali Shah Gilani	(Ind)	1,087			Registered votes = 2,36,912
			<u>1,10,528</u>			Tendered votes = --
						Percentage of votes polled to registered votes = 47.09%

NA-113 Okara-IV

1.	Mian Muhammad Yaseen Khan Watto	(LJI)	71,129	59.03%	30.07%	Valid votes polled including postal ballot papers = 1,20,502
2.	Mian Atta Muhammad Khan Maneka	(PDA)	46,473			Invalid votes polled = 997
3.	Mian Muhammad Zubair Bhatti	(PAT)	2,900			Total votes polled = 1,21,499
			<u>1,20,502</u>			Registered votes = 2,36,524
						Tendered votes = --
						Percentage of votes polled to registered votes = 51.37%

NA-114 Multan-I

1.	Syed Yousaf Raza Gilani	(PDA)	60,076	50.83%	24.15%	Valid votes polled including postal ballot papers = 1,18,190
2.	Makhdoom Syed Hamid Raza	(JI)	54,781			Invalid votes polled = 1,247
3.	Mr. Muhammad Iqbal Azhari	JUP(Noorani)	1,662			Total votes polled = 1,19,437
4.	Jam Ahmad Nawaz	(Ind)	1,219			Registered votes = 2,48,782
5.	Syed Gohar Ali Shamsi	(SQI)	452			Tendered votes = 1
			<u>1,18,190</u>			Percentage of votes polled to registered votes = 48.01%

NA-115 Multan-II

1.	Syed Hamid Saeed Kazmi	JUP(Noorani)	62,637	58.44%	23.60%	Valid votes polled including postal ballot papers = 1,07,184
2.	Mr. Riaz Hussain Qureshi	(PDA)	42,288			Invalid votes polled = 549
3.	Maulana Muhammad Sharif Khan Changwani	(Ind)	1,459			Total votes polled = 1,07,733
4.	Syed Zaman Mehdi Jafferi	(SQI)	478			Registered votes = 2,65,467
5.	Sh. Muhammad Abdul Rehman	(Ind)	194			Tendered votes = —
6.	Mrs. Irshad Zahara alias Begum Irshad Rana	(Ind)	77			Percentage of votes polled to registered votes = 40.58%
7.	Malik Wazir Ahmad Ghazi	(Ind)	51			
			<u>1,07,184</u>			

NA-116 Multan-III

1.	Mr. Tanwir-ul-Hassan Shah Gillani	(JI)	50,066	52.93%	21.50%	Valid votes polled including postal ballot papers = 94,590
2.	Malik Mukhtar Ahmad Awan	(PDA)	39,852			Invalid votes polled = 756
3.	Molana Shah Ahmad Noorani Siddiqui	JUP(Noorani)	4,195			Total votes polled = 95,346
4.	Syed Zaman Mahdi Jaffari	(SQI)	477			Registered votes = 2,32,829
			<u>94,590</u>			Tendered votes = 10
						Percentage of votes polled to registered votes = 40.95%

	1	2	3	4	5
NA-117 Multan-IV					
1.	Haji Hayatullah Khan	(LJI)	64,567	51.15%	Valid votes polled including postal ballot papers = 1,26,235
2.	Rana Mumtaz Ahmad Noon	(PDA)	56,382	25.83%	Invalid votes polled = 1,169
3.	Mr. Mahmood-ul-Hassan Abbasi	JUI(F)	4,639		
4.	Sardar Muhammad Khan Joyia	(Ind)	647		
			<u>1,26,235</u>		<u>Total votes polled = 1,27,404</u>
					Registered votes = 2,49,974
					Tendered votes = 3
					Percentage of votes polled to registered votes = 50.97%
NA-118 Multan-V					
1.	Mr. Muhammad Siddique Khan Kanjoo	(LJI)	60,954	52.27%	Valid votes polled including postal ballot papers = 1,16,606
2.	Mirza Muhammad Nasir Baig	(PDA)	40,558	24.43%	Invalid votes polled = 1,400
3.	Syed Nasr-ud-Din Shah	JUP(Noorani)	14,076		<u>Total votes polled = 1,18,006</u>
4.	Mr. Taj Muhammad Khan Langha	(PSP)	766		Registered votes = 2,49,493
5.	Syed Nasir Ali Rizvi (Retired)	(Ind)	252		Tendered votes = —
			<u>1,16,606</u>		Percentage of votes polled to registered votes = 47.30%
NA-119 Multan-VI					
1.	Syed Javaid Ali Shah	(LJI)	66,900	55.31%	Valid votes polled including postal ballot papers = 1,20,964
2.	Rana Shaukat Hayyat	(PDA)	52,084	26.45%	Invalid votes polled = 1,145
3.	Rana Muhammad Islam-ud-Din	(Ind)	1,330		<u>Total votes polled = 1,22,109</u>
4.	Syed Hamid Saeed Kaziny	JUP(Noorani)	548		Registered votes = 2,52,968
5.	Mr. Abdul Ghafoor Haqani (Retired)	JUI(F)	102		Tendered votes = —
			<u>1,20,964</u>		Percentage of votes polled to registered votes = 48.27%

NA-120 Multan-cum-Khanewal

1. Makhdoom Muhammad Javed Hashmi (LJI)
2. Mr. Khalid Iqbal Randhawa (PDA)
3. Mr. Akhtar Hussain Gill JUP(Noorani) 770

Valid votes polled including postal ballot papers = 1,23,676
 Invalid votes polled = 1,026
Total votes polled = 1,24,702

29.23%

56.62%

1,23,676

Registered votes = 2,39,568
 Tendered votes = 5
 Percentage of votes polled to registered votes = 52.05%

NA-121 Khanewal-I

1. Syed Fakhar Imam (LJI)
2. Haji Muhammad Iqbal Hiraj (PDA)
3. Haji Khurshheed Abbas Gerdezi (Ind)
4. Mr. Anees-ur-Rehman Khan JUP(Noorani) 420
5. Syed Muhammad Mukhtar Hussain (Retired) 255
6. Mr. Muhammad Iqbal 225

Valid votes polled including postal ballot papers = 1,16,215
 Invalid votes polled = 1,420
Total votes polled = 1,17,635

23.21%

50.32%

1,16,215

Registered votes = 2,51,928
 Tendered votes = 3
 Percentage of votes polled to registered votes = 46.69%

55

NA-122 Khanewal-II

1. Mr. Aftab Ahmad Khan (LJI)
2. Mian Qamar-ul-Zaman Shah (PDA)
3. Ch. Asghar Ali (Ind)
4. Mian Nazir Ahmad (Ind)

Valid votes polled including postal ballot papers = 1,11,498
 Invalid votes polled = 691
Total votes polled = 1,12,189

26.82%

57.40%

1,11,498

Registered votes = 2,38,631
 Tendered votes = --
 Percentage of votes polled to registered votes = 47.01%

	1	2	3	4	5
--	---	---	---	---	---

NA-123 Khanewal-III

1.	Mr. Ghulam Haider Wyne (IJI)	76,045	56.22%	30.11%	Valid votes polled including postal ballot papers = 1,35,268
2.	Pir Muhammad Aslam Bodla (PDA)	54,856			Invalid votes polled = 1,373
3.	Mr. Muhammad Azam Bodla (Ind)	2,623			<u>Total votes polled = 1,36,641</u>
4.	Mr. Mehboob Yar Khan (Ind)	1,048			Registered votes = 2,52,534
5.	Qari Rashid Ahmad Shah (Ind)	592			Tendered votes = —
6.	Mr. Muhammad Amir Bodla (Ind)	104			Percentage of votes polled to registered votes = 54.11%
		<u>1,35,268</u>			

NA-124 Sahiwal-I

1.	Mr. Anwar-ul-Haq Ramay (IJI)	63,655	51.88%	24.09%	Valid votes polled including postal ballot papers = 1,22,692
2.	Mr. Nouraez Shakoore (PDA)	55,677			Invalid votes polled = 1,470
3.	Syed Nadeem Hussain (Ind)	3,360			<u>Total votes polled = 1,24,162</u>
		<u>1,22,692</u>			Registered votes = 2,64,250
					Tendered votes = 1
					Percentage of votes polled to registered votes = 46.99%

NA-125 Sahiwal-II

1.	Mehar Ghulam Farid Kathia (PDA)	54,982	46.05%	21.75%	Valid votes polled including postal ballot papers = 1,19,389
2.	Mr. Muhammad Arshad Khan Lodhi (IJI)	50,529			Invalid votes polled = 1,549
3.	Major Taj-ud-Din (Ind)	11,716			<u>Total votes polled = 1,20,938</u>
4.	Mr. Irshad Hussain Shah (PAT)	1,991			Registered votes = 2,52,810
5.	Haji Sher Bahadur Khan (Ind)	171			Tendered votes = —
		<u>1,19,389</u>			Percentage of votes polled to registered votes = 47.84%

NA-126 Sahiwal-III

1.	Rai Ahmed Nawaz	(LJI)	69,338	49.53%	25.76%	Valid votes polled including postal ballot papers = 1,40,005
2.	Mst. Shehnaz Javed	(PDA)	65,810			Invalid votes polled = 1,377
3.	Ms. Shehnaz Akhtar	(Ind)	3,791			<u>Total votes polled = 1,41,382</u>
4.	Mr. Ahmed Nawaz	(Ind)	469			Registered votes = 2,69,183
5.	Rana Muhammad Hanif Khan	(Ind)	436			Tendered votes = —
6.	Mr. Muhammad Salim Asi	(Ind)	161			Percentage of votes polled to registered votes = 52.52%
			<u>1,40,005</u>			

NA-127 Sahiwal-IV

1.	Raja Shahid Saeed Khan	(LJI)	61,831	57.84%	24.05%	Valid votes polled including postal ballot papers = 1,06,898
2.	Mr. Tikka Muhammad Iqbal	(PDA)	43,101			Invalid votes polled = 1,384
3.	Mr. Muhammad Iqbal	(Ind)	1,663			<u>Total votes polled = 1,08,282</u>
4.	Mr. Amin-ud-Din	(Ind)	303			Registered votes = 2,57,070
			<u>1,06,898</u>			Tendered votes = —
						Percentage of votes polled to registered votes = 42.12%

NA-128 Pakpattan

1.	Mian Mehmood Ahmed Khan	(LJI)	60,593	53.70%	21.71%	Valid votes polled including postal ballot papers = 1,12,844
2.	Mr. M. Hashim Khan	(PDA)	45,960			Invalid votes polled = 1,746
3.	Alhaj Mian Ahmad Ali Baitoo	(Ind)	4,690			<u>Total votes polled = 1,14,590</u>
4.	Mian Ghulam Muhammad Ahmad Khan	(Ind)	1,221			Registered votes = 2,79,082
5.	Mian Manzoor Ahmed Khan Maneka	(Ind)	266			Tendered votes = —
6.	Mian Maudood Masood	(Ind)	114			Percentage of votes polled to registered votes = 41.06%
			<u>1,12,844</u>			

NA-129 Vehari-I

1.	Mr. Muhammad Nawaz Khan alias Dilawar Khan	(LJI)	87,427	60.11%	32.48%	Valid votes polled including postal ballot papers = 1,45,453
2.	Mian Muhammad Mumtaz Khan Bhabha	(PDA) (PAT)	55,922 2,104			Invalid votes polled = 1,844
3.	Mr. Aman Ullah Khan		<u>1,45,453</u>			Total votes polled = 1,47,297
						Registered votes = 2,69,187
						Tendered votes = —
						Percentage of votes polled to registered votes = 54.72%

NA-130 Vehari-II

1.	Mr. Akbar Ali Bhatti	(LJI)	50,719	38.33%	18.60%	Valid votes polled including postal ballot papers = 1,32,316
2.	Mr. Muhammad Ahsan Khan	(PDA)	44,088			Invalid votes polled = 1,584
3.	Mian Muhammad Zahid Khan Daultana	(Ind)	25,495			Total votes polled = 1,33,900
4.	Mr. Zahid Anwar	(Ind)	9,133			Registered votes = 2,72,710
5.	Mr. Muhammad Ramzan	(Ind)	1,039			Tendered votes = 22
6.	Mr. Muhammad Afzal Farooqi	(Ind)	1,033			Percentage of votes polled to registered votes = 49.10%
7.	Mr. Zafar Ali	(Ind)	809			
			<u>1,32,316</u>			

NA-131 Vehari-III

1.	Syed Shahid Mehdi Nasim	(LJI)	72,159	53.15%	27.17%	Valid votes polled including postal ballot papers = 1,35,768
2.	Mr. Qurban Ali Chouhan	(PDA)	60,747			Invalid votes polled = 1,374
3.	Mr. Zafar Alam Chaudhry	(Ind)	1,785			Total votes polled = 1,37,142
4.	Mr. Qamar Haider	(Ind)	1,077			Registered votes = 2,65,565
			<u>1,35,768</u>			Tendered votes = 1
						Percentage of votes polled to registered votes = 51.64%

NA-132 Dera Ghazi Khan

1. Sardar Muhammad Amjad Farooq Khan	(LJI)	78,360	56.12%	22.84%	Valid votes polled including postal ballot papers = 1,39,623
2. Khawaja Kamal-ud-Din Anwar	(PDA)	55,711			Invalid votes polled = 1,434
3. Haji Muhammad Ramzan	JUI (F)	3,817			Total votes polled = 1,41,057
4. Khawaja Abdul Mutlib	(Ind)	909			Registered votes = 3,43,123
5. Sardar Muhammad Akbar Khan	(SQI)	616			Tendered votes = 8
6. Mr. Noor Muhammad	(Ind)	210			Percentage of votes polled to registered votes = 41.11%
		<u>1,39,623</u>			

NA-133 Dera Ghazi Khan-cum-Rajanpur

1. Sardar Farooq Ahmad Khan	(PDA)	76,378	55.24%	23.14%	Valid votes polled including postal ballot papers = 1,38,264
2. Sardar Tufail Ahmad Khan	(LJI)	56,342			Invalid votes polled = 2,340
3. Sardar Saif-ud-Din Khan Khosa	(Ind)	5,544			Total votes polled = 1,40,604
		<u>1,38,264</u>			Registered votes = 3,30,096
					Tendered votes = --
					Percentage of votes polled to registered votes = 42.59%

NA-134 Rajanpur

1. Mir Balakh Sher Mazari	(LJI)	76,446	56.96%	23.56%	Valid votes polled including postal ballot papers = 1,34,211
2. Sardar Ashiq Muhammad Khan Mazari	(PDA)	57,765			Invalid votes polled = 3,200
		<u>1,34,211</u>			Total votes polled = 1,37,411
					Registered votes = 3,24,478
					Tendered votes = 2
					Percentage of votes polled to registered votes = 42.35%

NA-135 Muzaffargarh-I

1.	Sardar Muhammad Abdul Qayyum Khan	JUP (Noorani)	54,039	47.57%	23.62%	Valid votes polled including postal ballot papers = 1,13,603
2.	Syed Jameel Ahmed Hussain Bukhari	(PDA)	51,338			Invalid votes polled = 1,466
3.	Mr. Muhammad Luqman	JUI (F)	6,863			Total votes polled = 1,15,069
4.	Mr. Muhammad Hanif Tayyab	(LJI)	897			Registered votes = 2,28,770
5.	Mr. Zulfiqar Ali Barq	(Ind)	466			Tendered votes = —
			<u>1,13,603</u>			Percentage of votes polled to registered votes = 50.30%

NA-136 Muzaffargarh-II

1.	Mian Atta Muhammad Qureshi	JUP (Noorani)	54,424	49.69%	25.27%	Valid votes polled including postal ballot papers = 1,09,528
2.	Nawabzada Nasrullah Khan	(PDP)	46,638			Invalid votes polled = 1,401
3.	Mr. Ehsan Karim	(PDA)	6,682			Total votes polled = 1,10,929
4.	Mr. Ghulam Hamim	(Ind)	693			Registered votes = 2,15,345
5.	Malik Ghulam Muhammad	(Ind)	632			Tendered votes = —
6.	Noor Rabbani Khar	(Ind)	459			Percentage of votes polled to registered votes = 51.51%
	Mr. Abdul Majid Karwani		<u>1,09,528</u>			

NA-137 Muzaffargarh-III

1.	Malik Ghulam Muhammad	(Ind)	43,435	43.28%	19.96%	Valid votes polled including postal ballot papers = 1,00,349
2.	Mustafa Khar	(Ind)	30,438			Invalid votes polled = 1,250
3.	Malik Ghulam Muhammad	(PDA)	14,254			Total votes polled = 1,01,599
4.	Sardar Manzoor Ahmed Khan	(PDP)	4,100			Registered votes = 2,17,599
5.	Nawabzada Nasrullah Khan	(Ind)	3,237			Tendered votes = —
6.	Mian Muhammad Asghar	JUI (F)	3,014			Percentage of votes polled to registered votes = 46.69%
7.	Mr. Abdullah Alsalfi	(Ind)	1,033			
8.	Mr. Arshad Mehmood Khan	(Ind)	402			
9.	Malik Ghulam Muhammad	(Ind)	252			
10.	Fakhar-ur-Rusul Arbi	(Ind)	184			
	Mr. Mubarak Ali Tariq Qureshi		<u>1,00,349</u>			
	Makhdoom Dr. Syed Athar Mahdi Kazmi					

NA-138 Muzaffargarh-IV

1.	Malik Ghulam Muhammad				
	Mustafa Khar	(Ind)	51,755	49.55%	22.97%
2.	Mian Ghulam Abbas	(LJI)	39,741		
3.	Mian Maher Ahmed Gurmani	(PDA)	10,169		
4.	Malik Ghulam Muhammad				
	Noor Rabbani Khar	(Ind)	1,273		
5.	Mr. Ashiq Hussain	(Ind)	1,155		
6.	Mr. Abdullah Salfi	(Ind)	356		
			<u>1,04,449</u>		
					Valid votes polled including postal ballot papers = 1,04,449
					Invalid votes polled = 1,060
					<u>Total votes polled = 1,05,509</u>
					Registered votes = 2,25,295
					Tendered votes = —
					Percentage of votes polled to registered votes = 46.83%

NA-139 Layyah-I

1.	Syed Muhammad Khurshid				
	Ahmad Shah Bukhari	(LJI)	59,848	55.29%	27.68%
2.	Malik Niaz Ahmad	(PDA)	43,180		
3.	Mr. Abdul Razaq Rabi	(Ind)	2,688		
4.	Mr. Abdul Samad Azad	JUI (F)	1,651		
5.	Malik Ghulam Muhammad	(Ind)	543		
6.	Mr. Ghulam Muhammad	(Ind)	331		
	Pakhar-e-Rasul Arbi Khar (Retired)				
			<u>1,08,241</u>		
					Valid votes polled including postal ballot papers = 1,08,241
					Invalid votes polled = 1,164
					<u>Total votes polled = 1,09,405</u>
					Registered votes = 2,16,217
					Tendered votes = —
					Percentage of votes polled to registered votes = 50.60%

NA-140 Layyah-II

1.	Sahibzada Faiz-ul-Hassan	(LJI)	52,446	53.99%	26.31%
2.	Mr. Muhammad Jehangir Khan	(PDA)	44,694		
			<u>97,140</u>		
					Valid votes polled including postal ballot papers = 97,140
					Invalid votes polled = 1,277
					<u>Total votes polled = 98,417</u>
					Registered votes = 1,99,355
					Tendered votes = —
					Percentage of votes polled to registered votes = 49.37%

NA-141 Bahawalpur-I

1. Prince Salahud Din	(IJI)	68,838	52.18%	20.38%	Valid votes polled including postal ballot papers = 1,31,912
2. Sahibzada Muhammad Usman Abbasi	(Ind)	59,175			Invalid votes polled = 1,872
3. Khawaja Mehmood-ul-Hassan	(Ind)	1,931			<u>Total votes polled = 1,33,784</u>
4. Rana Sardar Ahmad	(Ind)	1,337			Registered votes = 3,37,805
5. Malik Farooq	(PSP)	631			Tendered votes = —
		<u>1,31,912</u>			Percentage of votes polled to registered votes = 39.60%

NA-142 Bahawalpur-II

1. Sahibzada Farooq Anwar Abbasi	(IJI)	71,825	57.31%	27.18%	Valid votes polled including postal ballot papers = 1,25,336
2. Mr. Muhammad Farooq Azam Malik	(PDA)	47,515			Invalid votes polled = 1,444
3. Syed Tabish Alwari	(Ind)	4,391			<u>Total votes polled = 1,26,780</u>
4. Shahzada Mamoon-ul-Rasheed	JUP(Noorani)	751			Registered votes = 2,64,296
Khan Abbasi	(Ind)	654			Tendered votes = 36
5. Malik Tahir Mehmood	(PSP)	200			Percentage of votes polled to registered votes = 47.97%
6. Syed Irtaza Nawaz Gilani		<u>1,25,336</u>			

NA-143 Bahawalpur-III

1. Syed Tasneem Nawaz Gardezi	(IJI)	65,321	43.53%	22.37%	Valid votes polled including postal ballot papers = 1,50,048
2. Mian Riaz Hussain Peerzada	(PDA)	65,052			Invalid votes polled = 2,164
3. Mr. Mumtaz Ahmed	(Ind)	19,356			<u>Total votes polled = 1,52,212</u>
4. Mian Sajjad Hussain Peerzada	(Ind)	319			Registered votes = 2,92,024
		<u>1,50,048</u>			Tendered votes = —
					Percentage of votes polled to registered votes = 52.12%

NA-144 Bahawalnagar-I

1. Syed Muhammad Asghar Shah	(Ind)	50,555	39.46%	19.36%	Valid votes polled including postal ballot papers = 1,28,102
2. Syed Mumtaz Alam Gillani	(PDA)	42,897			Invalid votes polled = 2,098
3. Prof. Dr. Noor Muhammad Ghaffari	(LJI)	33,884			<u>Total votes polled = 1,30,200</u>
4. Syed Alamdar Hussain Shah (Retired)	(Ind)	766			Registered votes = 2,61,095
		<u>1,28,102</u>			Tendered votes = 6
					Percentage of votes polled to registered votes = 49.87%

NA-145 Bahawalnagar-II

1. Mian Abdus Sattar Khan	(LJI)	81,088	55.38%	29.51%	Valid votes polled including postal ballot papers = 1,46,418
2. Mian Mumtaz Ahmad	(PDA)	60,521			Invalid votes polled = 2,160
3. Maulvi Nazir Ahmad Ghori	(Ind)	4,534			<u>Total votes polled = 1,48,578</u>
4. Maulana Bashir Ahmad Shad	(Ind)	275			Registered votes = 2,74,773
		<u>1,46,418</u>			Tendered votes = 1
					Percentage of votes polled to registered votes = 54.07%

NA-146 Bahawalnagar-III

1. Ch. Abdul Ghafoor	(LJI)	74,872	51.81%	27.90%	Valid votes polled including postal ballot papers = 1,44,503
2. Mr. Ali Akbar Mazhar Wains	(PDA)	66,076			Invalid votes polled = 1,517
3. Mr. Ali Akbar	(Ind)	1,652			<u>Total votes polled = 1,46,020</u>
4. Malik Abdul Qayyum	(PAT)	1,309			Registered votes = 2,68,365
5. Mr. Nazir Muhammad	(Ind)	352			Tendered votes = 1
6. Dr. Mian Ihsan Bari (Retired)	(Ind)	242			Percentage of votes polled to registered votes = 54.41%
		<u>1,44,503</u>			

NA-147 Rahimyar Khan-I

1. Syed Ahmad Alam Anwar	(PDA)	66,205	53.37%	22.47%	Valid votes polled including postal ballot papers = 1,24,046
2. Kh. Jamal Muhammad Koreja	(JI)	57,432			Invalid votes polled = 1,791
3. Syed Masood Alam Shah	(Ind)	409			Total votes polled = 1,25,837
		<u>1,24,046</u>			Registered votes = 2,94,673
					Tendered votes = ---
					Percentage of votes polled to registered votes = 42.70%

NA-148 Rahimyar Khan-II

1. Makhdoom Shahab-ud-Din	(PDA)	59,181	50.44%	22.17%	Valid votes polled including postal ballot papers = 1,17,320
2. Makhdoom Amad-ud-Din	(JI)	57,740			Invalid votes polled = 1,766
3. Makhdoom Muzaffar Hussain Hashmi, Advocate	(PSP)	399			Total votes polled = 1,19,086
		<u>1,17,320</u>			Registered votes = 2,66,944
					Tendered votes = ---
					Percentage of votes polled to registered votes = 44.61%


NA-149 Rahimyar Khan-III

1. Mian Abdul Khaliq	(JI)	80,304	59.17%	26.61%	Valid votes polled including postal ballot papers = 1,35,712
2. Makhdoom Rukan-ud-Din	(PDA)	51,454			Invalid votes polled = 1,641
3. Mufti Rashid Ahmad Ludhianvi	JUI (F)	2,185			Total votes polled = 1,37,353
4. Mr. Zahoor Ahmad	(Ind)	1,340			Registered votes = 3,01,806
5. Mr. Haroon-ur-Rashid (Retired)	(Ind)	429			Tendered votes = 2
		<u>1,35,712</u>			Percentage of votes polled to registered votes = 45.51%

NA-150 Rahimyar Khan-IV

1.	Syed Ahmad Mehmood	(LJI)	52,816	39.40%	18.68%	Valid votes polled including postal ballot papers = 1,34,043
2.	Sardar Rais Shabbir Ahmad	(PDA)	45,144			
3.	Sardar Rafique Haider Leghari	(Ind)	33,860			Invalid votes polled = 1,766
4.	Sardar Muhammad Azhar Khan Leghari	(Ind)	1,047			<u>Total votes polled = 1,35,809</u>
5.	Sardar Muhammad Aslam Khan	(Ind)	845			Registered votes = 2,82,783
6.	Syed Khalid Shahzad	(Ind)	167			Tendered votes = ---
7.	Mr. Allah Bukhsh alias Faqir Muhammad	(PSP)	164			Percentage of votes polled to registered votes = 48.03%
			<u>1,34,043</u>			

**DETAILED RESULT OF ELECTION TO THE
NATIONAL ASSEMBLY FROM
SIND PROVINCE**



Name of contesting candidates and their party affiliation. (The name of the elected candidate appears at serial number 1).

No. of valid votes polled including postal ballot papers

Percentage of votes polled by returned candidate to

Total valid votes

Registered votes

Further detail

1	2	3	4	5
---	---	---	---	---

SIND PROVINCE

NA-151-Sukkur-I

1. Mr. Khurshheed Ahmed Shah	(PDA)	60,793	24.84%	Valid votes polled including postal ballot papers = 1,10,391
2. Mr. Islamuddin Shaikh	(JI)	43,618		Invalid votes polled = 1,174
3. Molvi Abdul Samad	(Ind)	3,453		<u>Total votes polled = 1,11,565</u>
4. Mr. Saeed Khan	(Ind)	974		Registered votes = 2,44,510
5. Mr. Amanullah	(Ind)	344		Tendered votes = —
6. Mr. Saimo Khan	(Ind)	270		Percentage of votes polled to registered votes = 45.63%
7. Mr. Abdul Sattar	(Ind)	168		
8. Mr. Imdad Ali Awan	(Ind)	152		
9. Mr. Ali Hassan Mangi	(Ind)	144		
10. Mr. Ghulam Qadir Bhutto	(Ind)	114		
11. Mr. Badruddin	(Ind)	86		
12. Mufti Muhammad Hussain Qadri	JUP(Noorani)	73		
13. Mr. Ali Nawaz Shah	(Ind)	51		
14. Mr. Nizamuddin	AT (PG)	37		
15. Mr. Aftab Ali Hassan Mangi	(Ind)	37		
16. Mr. Mehboob Azam Shad	(Ind)	35		
17. Miss Khurshed Afghani	(Ind)	35		
18. Mr. Muneer Ahmed	(Ind)	30		
19. Mr. Mohammad Saeed Khan	(Ind)	18		
20. Mr. Mohammad Yakoob Bandhani	(Ind)	12		
21. Mr. Nazur Muhammad	(HPG)	7		
		<u>1,10,391</u>		

	1	2	3	4	5
NA-152 Sukkur-II					
1.	Jam Saifullah Khan Dharejo	(PDA)	48,938	53.43%	Valid votes polled including postal ballot papers = 91,600
2.	Sardar Ghulam Muhammad	(Ind)	39,985		Invalid votes polled = 1,047
3.	Khan Mahar	(Ind)	1,122		Total votes polled = 92,647
4.	Hafiz Mohammad Ismail	(Ind)	370		Registered votes = 1,92,737
5.	Mr. Abdul Qayoom	(Ind)	186		Tendered votes = 1
6.	Sardar Mohammad Sardar Khan	(Ind)	167		Percentage of votes polled to registered votes = 48.07%
7.	Mr. Ali Gohar Khan	(Ind)	163		
8.	Mr. Gul Bahar Khan Korai	(Ind)	146		
9.	Pir Abdul Mannan	(Ind)	114		
10.	Mr. Rehmatullah	(Ind)	101		
11.	Mr. Abdul Wahab	(Ind)	79		
12.	Dr. Aftab Hussain	(Ind)	74		
13.	Mian Shabir Ahmad alias Afzal Haq	(Ind)	60		
14.	Syed Jawaid Hussain Shah	(Ind)	56		
15.	Faqir Abdul Haq	(Ind)	39		
	Syed Aminuddin Shah	(Ind)			
			91,600		
NA-153 Sukkur-III					
1.	Sardar Haji Noor Mohammad	(PDA)	49,399	56.42%	Valid votes polled including postal ballot papers = 87,550
2.	Khan Lund	(Ind)	34,978	24.60%	Invalid votes polled = 1,186
3.	Pir Syed Sadardin Shah	(Ind)	1,869		Total votes polled = 88,736
4.	Mr. Chakar Khan	(Ind)	245		Registered votes = 2,00,804
5.	Pir Abdul Mannan	(Ind)	209		Tendered votes = —
6.	Faqir Abdul Haq	(Ind)	183		Percentage of votes polled to registered votes = 44.19%
7.	Sardar Haji Khan Chakar	(Ind)	163		
8.	Jam Mumtaz Hussain	(Ind)			
9.	Sardar Mohammad Aslam	(Ind)	148		
10.	Khan Leghari	(Ind)	136		
11.	Jam Abdul Jabbar Khan Dahar	(Ind)	123		
12.	Mr. Mohammad Baluch	(Ind)	98		
13.	Haji Ahmad Yar Khan	(Ind)	87,550		

NA-154 Shikarpur-I

1. Mr. Aftab Shahban Mirani
2. Mr. Junaid Ahmad Soomro
3. Molvi Ghulam Qadir
4. Mr. Muhammad Ibrahim Khan
5. Mir Altaf Khan Bhayo

(PDA) 38,301
(SNF) 20,128
JUI (F) 9,875
(Ind) 896
(Ind) 290

69,490

55.12%

22.42%

Valid votes polled including = 69,490
postal ballot papers
Invalid votes polled = 962

Total votes polled = 70,452
Registered votes = 1,70,798
Tendered votes = 52
Percentage of votes polled = 41.25%
to registered votes

NA-155 Shikarpur-II

1. Mir Altaf Khan Bhayo
2. Mr. Mumtaz Ali Khan Bhutto
3. Syed Siraj Ahmed Shah
4. Mr. Muzaffar Ali Essani
5. Mr. Abdul Rahim Khan

(PDA) 43,193
(SNF) 10,333
JUI (F) 4,328
(Ind) 2,642
(Ind) 1,006

61,502

70.23%

27.00%

Valid votes polled including = 61,502
postal ballot papers
Invalid votes polled = 746

Total votes polled = 62,248
Registered votes = 1,60,002
Tendered votes = --
Percentage of votes polled = 38.90%
to registered votes

NA-156 Jacobabad-I

1. Mr. Illahi Bukhsh
2. Sardar Mohammad Moqees Khan
3. Mr. Jungal Khan Khoso
4. Mir Hassan Khan
5. Mir Mohammad Yaqoob Khan
6. Mir Manzoor Ali Khan

(Ind) 53,151
(PDA) 52,211
(Ind) 1,122
(Ind) 159
(Ind) 132
(Ind) 108

1,06,883

49.73%

18.26%

Valid votes polled including = 1,06,883
postal ballot papers
Invalid votes polled = 4,511

Total votes polled = 1,11,394
Registered votes = 2,91,032
Tendered votes = --
Percentage of votes polled = 38.28%
to registered votes

	1	2	3	4	5
NA-157 Jacobabad-II					
1.	Mir Hazar Khan	(Ind)	81,610	68.64%	Valid votes polled including postal ballot papers = 1,18,893
2.	Mir Mehran Khan	(PDA)	35,818	29.31%	Invalid votes polled = 1,484
3.	Mir Nasrullah Khan	(Ind)	896		<u>Total votes polled = 1,20,377</u>
4.	Mir Hakim Ali Khan	(Ind)	385		Registered votes = 2,78,480
5.	Mir Taj Mohammad Khan	(Ind)	184		Tendered votes = --
			<u>1,18,893</u>		Percentage of votes polled to registered votes = 43.23%
NA-158 Naushehro Feroze-I					
1.	Mr. Ghulam Mustafa Khan Jatoi	(LJ)	88,166	78.45%	Valid votes polled including postal ballot papers = 1,12,391
2.	Mr. Rehmatalah Khan Bihan	(PDA)	21,829	39.90%	Invalid votes polled = 45
3.	Mr. Dilmurad Jamali	(Ind)	1,460		<u>Total votes polled = 1,12,436</u>
4.	Mr. Ali Mohammad Jossar	(Ind)	320		Registered votes = 2,20,992
5.	Khan Mohammad Khan Bihan	(Ind)	138		Tendered votes = 8
6.	Mr. Abdullah Jossar	(Ind)	131		Percentage of votes polled to registered votes = 50.88%
7.	Mr. Ghulam Mustafa Jamali	(HPG)	69		
8.	Mr. Shabir Ahmed Qureshi	(Ind)	48		
9.	Mr. Qararuddin	(Ind)	44		
10.	Mr. Haji Khan Bihan	(Ind)	42		
11.	Mr. Ghulam Abbas Chandio	(Ind)	37		
12.	Mr. Ahmad Nawaz Bihan	(Ind)	33		
13.	Mr. Zafar Ali Shah	(Ind)	33		
14.	Mr. Imam Bux Khan Jatoi	(Ind)	17		
15.	Mr. Abdul Ghaffar Jatoi	(Ind)	12		
16.	Mr. Mohammad Unis Bihan	(Ind)	12		
			<u>1,12,391</u>		

NA-159 Naushehro Feroze-II

1. Mr. Zafar Ali Shah.
2. Mr. Ghulam Mujtaba Khan.
3. Moulvi Mohammad Anas.
4. Mr. Masroor Ahmad Khan.
5. Mr. Zulficar Ali Rajpar.
6. Mr. Koural Khan Khushik.
7. Mr. Rahim-ud-Din.
8. Mr. Abdul Sattar Rajpar.
9. Mr. Shabir Ahmed Sahito.
10. Mr. Munawar Ali Shah.
11. Syed Murad Ali Shah
12. Mr. Abdul Haq Dost Mohammad.
13. Mr. Asghar Ali Shah
14. Haji Ali Nawaz Dahraj.

	51.04%	26.64%	
57,029			Valid votes polled including = 1,11,725
51,520			postal ballot papers
947			
464			Invalid votes polled = 1,305
322			
283			
278			<u>Total votes polled = 1,13,030</u>
255			
189			Registered votes = 2,14,055
154			Tendered votes = 4
113			
83			Percentage of votes polled = 52.80%
56			to registered votes
32			
<u>1,11,725</u>			

NA-160 Nawabshah-I

1. Mr. Ghulam Murtaza Khan.
2. Mr. Asif Ali.
3. Mr. Aftab Ahmad.
4. Mr. Hizbullah.
5. Mr. Mohammad Islam.
6. Syed Irshad Hussain Shah.
7. Mr. Mohammad Ayub Khan
8. Syed Shoukat Hussain Shah
9. Mr. Mohammad Yousif Ali Khan
10. Mr. Hakim Ali Zardari
11. Rais Allah Bux Khan

	50.55%	20.60%	
48,588			Valid votes polled including = 96,120
44,964			postal ballot papers
931			Invalid votes polled = 689
717			<u>Total votes polled = 96,809</u>
287			
164			Registered votes = 2,35,867
121			Tendered votes = 8
120			Percentage of votes polled = 41.04%
118			to registered votes
75			
35			
<u>96,120</u>			

	1	2	3	4	5
NA-161 Nawabshah-II					
1.	Syed Shabir Ahmed Shah. (PDA)	57,801	80.30%	29.22%	Valid votes polled including postal ballot papers = 71,979
2.	Mr. Ghulam Rasool Unar. (LJI)	13,656			Invalid votes polled = 635
3.	Mr. Ghulam Akbar. (Ind)	327			Total votes polled = 72,614
4.	Mr. Ghulam Mustafa Shah. (Ind)	105			Registered votes = 1,97,808
5.	Syed Bashir Ahmed Shah. (Ind)	90			Tendered votes = ---
		<u>71,979</u>			Percentage of votes polled to registered votes = 36.71%
NA-162 Khairpur-I					
1.	Sayed Pervez Ali Shah (PDA)	74,358	57.25%	26.27%	Valid votes polled including postal ballot papers = 1,29,885
2.	Pir Sayed Shah Mardan Shah (Ind)	46,073			Invalid votes polled = 286
3.	Moulvi Mir Mohammad. (Ind)	7,955			Total votes polled = 1,30,171
4.	Sayed Abid Ali Shah (Ind)	732			Registered votes = 2,83,088
5.	Sayed Qaim Ali Shah. (Ind)	366			Tendered votes = ---
6.	Mr. Rahim Bux Wassan. (Ind)	230			Percentage of votes polled to registered votes = 45.98%
7.	Pir. Sayed Ghulam Dastgir Shah (Ind)	171			
		<u>1,29,885</u>			
NA-163 Khairpur-II					
1.	Pir Syed Abdul Qadir Shah. (PDA)	79,080	65.46%	27.49%	Valid votes polled including postal ballot papers = 1,20,801
2.	Pir Syed Saddaruddin Shah (Ind)	39,391			Invalid votes polled = 506
3.	Pir Syed Mohammad Abu Saleh Shah. (SNF)	1,635			Total votes polled = 1,21,307
4.	Pir Syed Mohammad Taqi Shah (Ind)	333			Registered votes = 2,87,671
5.	Pir Syed Muharram Ali Shah (Ind)	231			Tendered votes = ---
6.	Mr. Kadir Bux Mari. (Ind)	131			Percentage of votes polled to registered votes = 42.17%
		<u>1,20,801</u>			

NA-164 Larkana-I

1.	Begum Nusrat Bhutto.	(PDA)	79,901	89.49%	35.26%	Valid votes polled including postal ballot papers = 89,287
2.	Mr. Shah Mohammad.	(Ind)	9,203			Invalid votes polled = 563
3.	Mr. Nisar Ahmed.	(Ind)	183			
			<u>89,287</u>			<u>Total votes polled = 89,850</u>

Registered votes = 2,26,588
 Tendered votes = ---
 Percentage of votes polled to registered votes = 39.65%

NA-165 Larkana-II

1.	Mr. Shabir Ahmed Chandio.	(PDA)	59,464	73.78%	28.13%	Valid votes polled including postal ballot papers = 80,593
2.	Mr. Mumtaz Ali Bhutto.	(SNF)	16,198			Invalid votes polled = 783
3.	Dr. Khalid Mahmood Soomro.	JUI (F)	3,216			<u>Total votes polled = 81,376</u>
4.	Dr. Ali Gul Maitlo.	AT (PG)	1,384			Registered votes = 2,11,353
5.	Mr. Akhtar Ali Kazi.	(IJI)	242			Tendered votes = ---
6.	Mr. Nisar Ahmed Khuro.	(Ind)	89			Percentage of votes polled to registered votes = 38.50%
			<u>80,593</u>			

NA-166 Larkana-III

1.	Mst. Benazir Bhutto	(PDA)	94,462	98.48%	43.06%	Valid votes polled including postal ballot papers = 95,919
2.	Alhaj Sardar Allah Bux.	(Ind)	718			Invalid votes polled = 293
3.	Mr. Riaz Hussain Chandio	(Ind)	339			<u>Total votes polled = 96,212</u>
4.	Mr. Habibullah Narejo.	SNA (HK)	139			Registered votes = 2,19,371
5.	Mir Amir Khan.	(Ind)	134			Tendered votes = ---
6.	Mr. Mohammad Suleman Khuhawar.	(Ind)	69			Percentage of votes polled to registered votes = 43.86%
7.	Mir Nadir Ali Khan.	(Ind)	58			
			<u>95,919</u>			

	1	2	3	4	5
NA-167 Hyderabad-I					
1. Makhdoom Mohammad Amin Fahim.	(PDA)	50,154	75.79%	30.38%	Valid votes polled including postal ballot papers = 66,178
2. Shah Mohammad Shah.	(PNP)	14,733			Invalid votes polled = 499
3. Syed Shahabuddin Shah.	(Ind)	1,025			
4. Makhdoom Ghulam Mohammad alias Makhdoom Khaliqz-Zaman.	(Ind)	266			<u>Total votes polled = 66,677</u>
		66,178			Registered votes = 1,65,064
					Tendered votes = 3
					Percentage of votes polled to registered votes = 40.39%
NA-168 Hyderabad-II					
1. Kanwar Naveed Jamil.	(HPG)	76,578	73.88%	39.79%	Valid votes polled including postal ballot papers = 1,03,650
2. Shah Fareedul Haque.	JUP(Noorani)	13,949			Invalid votes polled = 529
3. Mr. Abdul Waheed Qureshi.	(IJI)	11,994			<u>Total votes polled = 1,04,179</u>
4. Kazi Nisar Ahmed.	(Ind)	751			Registered votes = 1,92,433
5. Mr. Mohammad Ramzan Arain	(Ind)	161			Tendered votes = 11
6. Mr. Mohammad Younus.	(PAT)	110			Percentage of votes polled to registered votes = 54.14%
7. Al-Haj Fawad Ahmed.	(Ind)	107			
		1,03,650			
NA-169 Hyderabad-III					
1. Mr. Khalid Maqbool Siddiqui.	(HPG)	91,373	75.30%	44.83%	Valid votes polled including postal ballot papers = 1,21,345
2. Mirza Ashiq Hussain Beg.	(PDA)	24,259			Invalid votes polled = 684
3. Mr. Dost Muhammad.	(ANP)	4,199			<u>Total votes polled = 1,22,029</u>
4. Mr. Waseem Akhtar Khan Saghar.	JUP(Noorani)	769			Registered votes = 2,03,815
5. Mr. Shah Jehan Khan.	(PAT)	444			Tendered votes = 11
6. Mr. Muhammad Ashraf Khan.	(Ind)	301			Percentage of votes polled to registered votes = 59.87%
		1,21,345			

NA-170 Hyderabad-IV

1. Mr. Naveed Qamar. (PDA)
2. Mir Mushtaq Ali Talpur. (Ind)
3. Mr. Nawab Mohammad Yousuf Talpur. (SNF)
4. Syed Mohsin Shah. (Ind)
5. Syed Mumir Hussain Shah. (Ind)
6. Syed Qabool Mohammad Shah. (Ind)
7. Mr. Zulficar Ali Mirza. (Ind)

76.86%	56,902	Valid votes polled including postal ballot papers	= 74,034	29.41%
	16,563	Invalid votes polled	= 433	
	169	Total votes polled	= 74,467	
	162	Registered votes	= 1,93,454	
	135	Tendered votes	= -	
	65	Percentage of votes polled to registered votes	= 38.49%	
	38			
	<u>74,034</u>			

NA-171 Hyderabad-V

1. Mr. Abdul Sattar Bachani. (PDA)
2. Syed Umed Ali Shah. (Ind)
3. Haji Mohammad Ibrahim Dars. (Ind)
4. Mr. Zafar Ali Rajput. (HPG)
5. Mr. Noorul Amin Bachani. (Ind)
6. Haji Mir Mohammad Khan. (Ind)
7. Syed Ghulam Rasool Shah. (Ind)
8. Haji Allah Dino Chachar. (Ind)

70.75%	59,209	Valid votes polled including postal ballot papers	= 83,684	31.70%
	22,878	Invalid votes polled	= 586	
	727	Total votes polled	= 84,270	
	325	Registered votes	= 1,86,756	
	235	Tendered votes	= -	
	159	Percentage of votes polled to registered votes	= 45.12%	
	111			
	40			
	<u>83,684</u>			

NA-172 Badin-I

1. Haji Abdullah Halepoto. (PDA)
2. Mr. Bashir Ahmed Leghari. (Ind)
3. Mr. Ali Akbar Nizamani. (Ind)
4. Mr. Mohammad Ismail Udbejo. (Ind)
5. Haji Najamuddin Leghari. (Ind)
6. Mr. Ali Anwar Halepoto. (Ind)
7. Mr. Ghulam Ali Nizamani. (Ind)
8. Mr. Mohammad Ismail Wassan. (Ind)

70.55%	42,506	Valid votes polled including postal ballot papers	= 60,253	24.48%
	16,249	Invalid votes polled	= 1	
	423	Total votes polled	= 60,254	
	404	Registered votes	= 1,73,622	
	230	Tendered votes	= -	
	195	Percentage of votes polled to registered votes	= 34.70%	
	182			
	64			
	<u>60,253</u>			

	1	2	3	4	5
NA-173 Badin-II					
1.	Mr. Bashir Ahmed.	(PDA)	36,133	67.47%	Valid votes polled including postal ballot papers = 53,551
2.	Mr. Ghulam Ali Nizamani.	(Ind)	12,951		Invalid votes polled = 372
3.	Mr. Nabi Bux Bhurgri.	(SNF)	3,179		Total votes polled = 53,923
4.	Mr. Allah Bux Ansari.	AT (PG)	871		Registered votes = 1,74,213
5.	Mr. Haji Mohammad.	(Ind)	302		Tendered votes = —
6.	Mr. Zahid Hussain Kh.	(Ind)	115		Percentage of votes polled to registered votes = 30.95%
			53,551		
NA-174 Tharparkar-I					
1.	Mr. Anees Ahmed.	(HPG)	44,909	45.58%	Valid votes polled including postal ballot papers = 98,528
2.	Syed Qurban Ali Shah.	(PDA)	44,493		Invalid votes polled = 872
3.	Mr. Abdul Ghaffar.	(LJI)	6,213		Total votes polled = 99,400
4.	Mr. Mohammad Saeed.	(Ind)	1,076		Registered votes = 2,30,838
5.	Capt. Ghulam Hussain.	(Ind)	667		Tendered votes = —
6.	Haji Mohammad Zafar.	(Ind)	292		Percentage of votes polled to registered votes = 43.06%
7.	Mr. Mohammad Yousuf.	(Ind)	228		
8.	Mr. Jawaid Ahmed.	JUP(Noorani)	169		
9.	Mr. Ashfaq Ahmed.	(Ind)	157		
10.	Mir Haji Mohammad Hayat	(Ind)	125		
11.	Mr. Mohammad Khan.	(Ind)	109		
12.	Haji Mohammad Shafi.	(Ind)	90		
			98,528		
NA-175 Tharparkar-II					
1.	Mr. Mohammad Khan Junejo.	(LJI)	32,019	44.21%	Valid votes polled including postal ballot papers = 72,417
2.	Mr. Ali Nawaz Shah.	(PDA)	28,930		Invalid votes polled = 582
3.	Pir Aftab Hussain Shah	(Ind)	9,886		Total votes polled = 72,999
4.	Mr. Ali Mardan Shah.	(Ind)	814		Registered votes = 2,01,686
5.	Mr. Ghulam Mustafa.	(HPG)	353		Tendered votes = —
6.	Mr. Mohammad Yousuf.	(Ind)	226		Percentage of votes polled to registered votes = 36.19%
7.	S. Innayat Ali Shah.	(Ind)	115		
8.	Mir Bahram Khan.	(Ind)	74		
			72,417		

NA-176 Tharparkar-III

1. Arbab Ghulam Raheem. (Ind)
2. Mr. Fakir Mohammad Hafeez (PDA)

49,970	56.84%	28.02%	Valid votes polled including postal ballot papers = 87,908
<u>37,938</u>			Invalid votes polled = 843
<u>87,908</u>			Total votes polled = 88,751
			Registered votes = 1,78,321
			Tendered votes = —
			Percentage of votes polled to registered votes = 49.77%

NA-177 Dadu-I

1. Malik Asad Sikandar. (PDA)
2. Mr. Abdul Hafeez Pirzada (PNP)
3. Mr. Javed. (HPG)
4. Pir Mohammad Zaman Shah. (Ind)
5. Haji Muhammad Siddique Shoro. (Ind)
6. Mr. Muhammad Akram Maj. (Retired). (Ind)
7. Syed Abdullah Shah. (Ind)
8. Mr. Koral Shah. (Ind)
9. Nawab Abdul Ghani Talpur. (Ind)

53,431	69.89%	24.97%	Valid votes polled including postal ballot papers = 76,449
<u>21,333</u>			Invalid votes polled = 740
<u>618</u>			Total votes polled = 77,189
<u>312</u>			Registered votes = 2,13,966
<u>305</u>			Tendered votes = —
<u>299</u>			Percentage of votes polled to registered votes = 36.08%
<u>60</u>			
<u>47</u>			
<u>44</u>			
<u>76,449</u>			

NA-178 Dadu-II

1. Haji Muhammad Bux Jamali (PDA)
2. Dr. Manzoor Hussain Leghari. (Ind)
3. Mr. Muhammad Saffer Leghari. (SNF)

56,243	71.99%	29.03%	Valid votes polled including postal ballot papers = 78,126
<u>21,535</u>			Invalid votes polled = 399
<u>348</u>			Total votes polled = 78,525
<u>78,126</u>			Registered votes = 1,93,742
			Tendered votes = 19
			Percentage of votes polled to registered votes = 40.53%

	1	2	3	4	5
NA-179 Dadu-III					
1.	Mr. Raafiq Ahmed.	(PDA)	52,979	61.53%	Valid votes polled including = 86,103 postal ballot papers
2.	Mr. Abdul Hamid Khan	SNA (HJ)	31,125	25.81%	Invalid votes polled = 956
3.	Mr. Manzoor Ahmed.	JUI (F)	1,376		Total votes polled = 87,059
4.	Mr. Mumtaz Ali.	(Ind)	526		Registered votes = 2,05,230
5.	Mr. Nisar Ahmed.	(Ind)	97		Tendered votes = 6
			<u>86,103</u>		Percentage of votes polled = 42.42% to registered votes
NA-180 Sanghar-I					
1.	Peer Syed Ali Gohar Shah Rashidi.	(Ind)	76,853	76.18%	Valid votes polled including = 1,00,885 postal ballot papers
2.	Mr. Zahoor Alam Khan Rind.	(PDA)	23,319	32.12%	Invalid votes polled = 643
3.	Mr. Altaf Hussain Rind	(Ind)	713		Total votes polled = 1,01,528
			<u>1,00,885</u>		Registered votes = 2,39,280
					Tendered votes = -
					Percentage of votes polled = 42.43% to registered votes
NA-181 Sanghar-II					
1.	Jam Mashooq Ali	(Ind)	72,405	68.98%	Valid votes polled including = 1,22,752 postal ballot papers
2.	Mr. Shah Nawaz Khan Junejo.	(PDA)	46,889	28.99%	Invalid votes polled = 1,369
3.	Mr. Mohammad Ali Palh.	(Ind)	1,451		Total votes polled = 1,24,121
4.	Mr. Roshindin Junejo.	(Ind)	586		Registered votes = 2,49,797
5.	Mr. Ahmed Saba.	JUP(Noorani)	462		Tendered votes = 4
6.	Mr. Mohammad Ayoob Shaikh.	(HPG)	361		Percentage of votes polled = 49.69% to registered votes
7.	Syed Ahsan Ali.	(Ind)	357		
8.	Mr. Mohammad Khan Junejo.	(Ind)	154		
9.	Mr. Ali Hassan.	(Ind)	87		
			<u>1,22,752</u>		

NA-182 Thatta-I

1.	Mr. Ghulam Hussain alias Babu.	(PDA)	47,370	74.69%	24.28%	Valid votes polled including postal ballot papers = 63,422
2.	Mr. Rasool Bux.	AT(PG)	12,015			
3.	Mr. Mohammad Khan Soomro	(Ind)	2,479			
4.	Jam Bijar Khan.	(Ind)	682			Invalid votes polled = 828
5.	Mr. Allah Dino.	(Ind)	464			<u>Total votes polled = 64,250</u>
6.	Soofi Mohammad Habib Khan Warsi.	JUP (Niazi)	412			Registered votes = 1,95,081
			<u>63,422</u>			Tendered votes = 13
						Percentage of votes polled to registered votes = 32.94%

NA-183 Thatta-II

1.	Arbab Wazir Ahmed.	(PDA)	33,774	54.73%	19.33%	Valid votes polled including postal ballot papers = 61,707
2.	Syed Shafqat Hussain Shah Sheerazi.	(Ind)	25,562			
3.	Mr. Hamzo Khan.	(Ind)	867			Invalid votes polled = 720
4.	Mr. Muhammad Arbab Mallah.	(Ind)	491			<u>Total votes polled = 62,427</u>
5.	Mr. Abdul Sattar.	(PNP)	335			Registered votes = 1,74,710
6.	Mr. Ahmed Memon.	(Ind)	305			Tendered votes = -
7.	Mr. Allah Dino Khan.	(Ind)	200			Percentage of votes polled to registered votes = 35.73%
8.	Syed Munir Hussain Shah.	(Ind)	121			
9.	Syed Ghulam Akram Shah Sheerazi.	(Ind)	52			
			<u>61,707</u>			

	1	2	3	4	5
NA-184 Karachi West-I					
1.	Mr. Mohammad Irfan Khan.	(HPG)	50,042	15.82%	Valid votes polled including postal ballot papers = 1,18,655
2.	Mr. Abdul Ghani.	(PDA)	45,004		Invalid votes polled = 592
3.	Mr. Fazal Karim Khan.	(ANP)	15,120	42.17%	Total votes polled = 1,19,247
4.	Mr. Muhammad Abdul Rehman Farooqi.	JUI (F)	3,517		Registered votes = 3,16,373
5.	Malik Mir Hezar Khan.	PPI (MHK)	1,286		Tendered votes = —
6.	Mr. M.A. Khawaja.	(PAT)	1,102		Percentage of votes polled to registered votes = 37.69%
7.	Mr. Muhammad Hanif.	(Ind)	791		
8.	Mr. Abdul Rauf.	(Ind)	421		
9.	Mr. Ghulam Rasool.	(Ind)	398		
10.	Mr. Khalil Ahmed.	(Ind)	242		
11.	Agha Mubeenul Haq.	(Ind)	211		
12.	Mr. Khalil Ahmed Naitalwala.	(Ind)	156		
13.	Mr. Zarin Khan.	(Ind)	146		
14.	Mr. Umer Farooq Khan.	(Ind)	129		
15.	Ch. Rasheed Ahmed.	(Ind)	90		
			1,18,655		
NA-185 Karachi West-II					
1.	Syed Salimul Haque.	(HPG)	99,883	79.05%	Valid votes polled including postal ballot papers = 1,26,348
2.	Mr. Mohammad Affaq Khan	(PDA)	15,563	32.67%	Invalid votes polled = 737
3.	Kazi Muhammad Halim.	(ANP)	8,762		Total votes polled = 1,27,085
4.	Kh. M. Sharful Islam.	(Ind)	1,199		Registered votes = 3,05,705
5.	Mr. Abdul Hameed.	(Ind)	552		Tendered votes = —
6.	Mr. Mohammad Iqbal.	PPI (MHK)	389		Percentage of votes polled to registered votes = 41.57%
			1,26,348		

NA-186 Karachi Central-I

1. Kanwar Khalid Younus.	(HPG)	90,497	77.15%	Valid votes polled including postal ballot papers = 1,17,302
2. Prof. Ghafoor Ahmad.	(LJI)	21,254		Invalid votes polled = 989
3. Syed Naeem Hassani.	(PDA)	5,168		Total votes polled = 1,18,291
4. Mr. Ishratul Abad Khan.	(Ind)	383		Registered votes = 2,53,255
		<u>1,17,302</u>		Tendered votes = 45
				Percentage of votes polled to registered votes = 46.71%

NA-187 Karachi Central-II

1. Mr. Imran Farooque.	(HPG)	1,11,340	94.73%	Valid votes polled including postal ballot papers = 1,17,531
2. S. Hussain Abbas Zaidl.	(PDA)	3,487		Invalid votes polled = 610
3. Mr. Muzafar Ahmed Hashmi	(Ind)	1,356		Total votes polled = 1,18,141
4. Mr. Muhammad Siddique Rathore	JUP (Noorani)	1,348		Registered votes = 2,27,121
		<u>1,17,531</u>		Tendered votes = —
				Percentage of votes polled to registered votes = 52.02%

NA-188 Karachi Central-III

1. Syed Mohammad Aslam.	(HPG)	1,42,591	88.85%	Valid votes polled including postal ballot papers = 1,60,483
2. Mr. Mohammad Usman Ramz.	(Ind)	12,410		Invalid votes polled = 1,019
3. Syed Hassan Raza.	(PDA)	5,482		Total votes polled = 1,61,502
		<u>1,60,483</u>		Registered votes = 3,32,029
				Tendered votes = 1
				Percentage of votes polled to registered votes = 48.64%

	1	2	3	4	5
NA-189 Karachi South-I					
1. Mr. Asif Ali	(PDA)	54,308	75.02%	27.11%	Valid votes polled including postal ballot papers = 72,396
2. Mr. Muhammad Yousuf Khan Beluch.	(LJI)	12,615			Invalid votes polled = 616
3. Mr. Liaqat.	(HPG)	2,125			Total votes polled = 73,012
4. Mr. Ishaque.	(Ind)	1,411			Registered votes = 2,00,335
5. Mr. Ali Muhammad	JUI (F)	873			Tendered votes = 82
6. Hafiz Mohammad Ismail.	(Ind)	670			Percentage of votes polled to registered votes = 36.44%
7. Mr. Mohammad Ashfaqe.	(Ind)	169			
8. Mr. Ahmed Ali Soomro.	(Ind)	80			
9. Syed Mohammad Jamaluddin.	(PAT)	75			
10. Mr. Ahmed.	(Ind)	70			
		<u>72,396</u>			

NA-190 Karachi South-II					
1. Mr. Mohammad Farooq Sattar.	(HPG)	52,887	58.91%	25.70%	Valid votes polled including postal ballot papers = 89,774
2. Moulana Shah Ahmed	JUP	35,804			Invalid votes polled = 637
3. Noorani Siddiqui	(Noorani)	227			Total votes polled = 90,411
4. Mr. Abid Hussain.	(Ind)	211			Registered votes = 2,05,785
5. Mr. Abdul Qadir Ibrahim	(Ind)	164			Tendered votes = 12
6. Ghanchi (Retired).	(Ind)	130			Percentage of votes polled to registered votes = 43.93%
7. Mr. Abdul Razzaq Noorani.	(Ind)	122			
8. Mr. Fateh Sher Khan.	(PAT)	87			
9. Mr. Zahid Hussain.	(Ind)	86			
10. Mr. Abdul Majeed Bilwani.	(Ind)	56			
		<u>89,774</u>			

NA-191 Karachi South-III

1.	Syed Tariq Mehmood.	(HPG)	40,573	50.14%	20.40%	Valid votes polled including postal ballot papers = 80,915
2.	Mr. Abdul Sattar.	(LJI)	20,019			Invalid votes polled = 724
3.	Mr. Ghulam Sarwar Malik.	PPI (SAG)	16,916			
4.	Mr. Khalid Zaman Kiyani.	(ANP)	1,415			
5.	Mr. Zahid Hussain.	(PAT)	909			<u>Total votes polled = 81,639</u>
6.	Mr. Mohammad Ramzan.	(Ind)	224			Registered votes = 1,98,863
7.	Mr. Shahid Younus.	PPI (MHK)	220			Tendered votes = 31
8.	Mr. Mushtaq Ahmed.	(Ind)	128			Percentage of votes polled to registered votes = 41.05%
9.	Mr. Mohammad Fahim Amir.	(Ind)	122			
10.	Mr. Shahzad Tariq.	(Ind)	118			
11.	Mr. Muhammad Yousuf.	(Ind)	79			
12.	Syed Shakir Hussain.	(Ind)	65			
13.	Mr. Feroz Ahmed.	(Ind)	32			
14.	Mr. Ahmed Ali.	(Ind)	32			
15.	Kh. Gulzar Nadeem.	(Ind)	29			
16.	Mr. Khalil Ahmed Nanitalwala	(Ind)	17			
17.	Al-Haj Malik Ahmed Khan.	(Ind)	17			
			<u>80,915</u>			

NA-192 Karachi East-I

1.	Mr. Muhammad Rafique Essani.	(HPG)	61,938	75.72%	32.92%	Valid votes polled including postal ballot papers = 81,797
2.	Mr. Zuhair Akram Nadeem.	(LJI)	10,654			Invalid votes polled = 366
3.	Sh. Muhammad Saeed.	(PDA)	9,070			<u>Total votes polled = 82,163</u>
4.	Mr. Nawaz A. Jajja.	(Ind)	135			Registered votes = 1,88,160
			<u>81,797</u>			Tendered votes = 17
						Percentage of votes polled to registered votes = 43.67%

	1	2	3	4	5
NA-193 Karachi East-II					
1.	Mr. Ialam Nabi.	(HPG) 72,272	71.25%	31.60%	Valid votes polled including postal ballot papers = 1,01,433
2.	Syed Munawar Hussain	(LJI) 21,329			Invalid votes polled = 641
3.	Mr. Iqbal Yousuf.	(PDA) 7,642			<u>Total votes polled = 1,02,074</u>
4.	Mr. Mohammad Ahmed Siddiqui. (Retired)	JUP(Noorani) 190			Registered votes = 2,28,682
		<u>1,01,433</u>			Tendered votes = 2
					Percentage of votes polled to registered votes = 44.64%
NA-194 Karachi East-III					
1.	Syed Amin-ul-Haq.	(HPG) 71,807	78.44%	35.65%	Valid votes polled including postal ballot papers = 91,544
2.	Mr. Muhammad Khalil Qureshi	(PDA) 15,400			Invalid votes polled = 786
3.	Pir Muhammad Fazal Haq.	(LJI) 3,516			<u>Total votes polled = 92,330</u>
4.	Mr. Muhammad Salim Uddin Qureshi.	JUP(Noorani) 821			Registered votes = 2,01,405
		<u>91,544</u>			Tendered votes = 6
					Percentage of votes polled to registered votes = 45.84%
NA-195 Karachi East-IV					
1.	Mr. Rehan Umer Farooqi.	(HPG) 71,265	62.23%	25.30%	Valid votes polled including postal ballot papers = 1,14,522
2.	Mr. Sher Muhammad Baloch.	(PDA) 33,495			Invalid votes polled = 12
3.	Moulana Abdul Shakoor Khairpuri	JUI (F) 7,732			<u>Total votes polled = 1,14,534</u>
4.	Mr. Mohammad Usman Noori.	JUP(Noorani) 1,375			Registered votes = 2,81,658
5.	Pir Mir Azizullah Haqani	(Ind) 348			Tendered votes =
6.	Mr. Muhammad Sajid Mirza.	(Ind) 307			Percentage of votes polled to registered votes = 40.66%
		<u>1,14,522</u>			

NA-196 Karachi East-V

1. Mr. Waseem Ahmed.
2. Sardar Akhtar Ali Baluch.
3. Syed Safdar Ali.
4. Mukhtadim Manawaruddin.
5. Haji Mohammad Hashim Khan

(HPG) 90,337
(PDA) 40,983
(Ind) 984
(Ind) 680
PPI (MHK) 594

67.63%

37.95%

Valid votes polled including = 1,33,578
postal ballot papers

Invalid votes polled = 987

Total votes polled = 1,34,565

Registered votes = 2,38,032

Tendered votes = —

Percentage of votes polled = 56.53%
to registered votes

1,33,578

**DETAILED RESULT OF ELECTION TO THE
NATIONAL ASSEMBLY FROM
BALUCHISTAN PROVINCE**

CONSTITUENCY-WISE DETAILED RESULT

Name of contesting candidates and their party affiliation. (The name of the elected candidate appears at serial number 1).	No. of valid votes polled including postal ballot papers	Percentage of votes polled by returned candidate to Total valid votes	Registered votes	Further detail

BALUCHISTAN PROVINCE

NA-197 Quetta-cum-Chagai

1. Sardar Fateh Mohammad				
2. Mohammad Hassani.	37,874	33.41%	11.70%	Valid votes polled including postal ballot papers = 1,13,378
3. Hafiz Hussain Ahmed.	34,207			
4. Mr. Abdul Rahim Khan.	16,275			
5. Haji Abdul Karim.	10,803			Invalid votes polled = 2,003
6. Mr. Aurangzaib Kansui.	4,425			
7. Dr. Sikandar Baloch.	4,398			
8. Moulvi Muhammad Shah.	1,515			
9. Mr. Manzoor Hussain Kadri.	1,046			
10. Moulana Abdul Baqi.	966			Total votes polled = 1,15,381
11. Mr. Nasrullah.	778			Registered votes = 3,23,842
12. Mr. Agha Mohammad.	634			Tendered votes = 53
13. Pir Mir Azizullah Khan.	177			Percentage of votes polled to registered votes = 35.63%
14. Sardar Sadaat Ali.	158			
14. Al-Haj Malik Saeed Gul.	122			
	<u>1,13,378</u>			

NA-198 Pishin

1. Mr. Mehmood Khan.				
2. Moavi Abdul Ghani.	34,003	43.93%	10.80%	Valid votes polled including postal ballot papers = 77,402
3. Malik Ghulam Sarwar.	28,825			
4. Mr. Bashir Ahmed Khan.	8,950			Invalid votes polled = 1,473
5. Mr. Bismillah Khan.	2,469			
6. Haji Abdul Salam.	1,857			Total votes polled = 78,875
7. Haji Tanoor Shah.	737			Registered votes = 3,14,901
	<u>561</u>			Tendered votes = —
	<u>77,402</u>			Percentage of votes polled to registered votes = 25.05%

	1	2	3	4	5
NA-199 Loralai					
1.	Sardar Mohammad Yaqoob.	(IJI)	15,864		Valid votes polled including postal ballot papers = 55,451
2.	Mir Baz Khan Khethran.	(PDA)	13,016		
3.	Molvi Abdul Aziz.	JUI (F)	11,278	9.54%	Invalid votes polled = 1,110
4.	Mir Haji.	(JWP)	8,706		
5.	Mr. Abedullah Jan.	(PKMAP)	5,311		Total votes polled = 56,561
6.	Mr. Shahbaz Khan.	(Ind)	304		Registered votes = 1,66,280
7.	Mr. Dur Mohammad.	(Ind)	296		Tendered votes = —
8.	Mr. Khalid Mehmood.	(Ind)	104		Percentage of votes polled to registered votes = 34.02%
9.	Mr. Said Mohammad.	(Ind)	103		
10.	Mr. Ghulam Sarwar.	(Ind)	8,706		
11.	Sardar Asmatullah.	(ANP)	92		
12.	Haji Sheer Ali.	(Ind)	73		
13.	Mr. Muzafar Khan Looni.	(Ind)	57		
14.	Mr. Asad Khan	(Ind)	53		
15.	Mr. Lal Mohammad.	(Ind)	46		
16.	Mr. Amir Mohammad.	(Ind)	32		
17.	Mir Sahib Jan.	(Ind)	18		
			<u>55,451</u>		
NA-200 Zhub-cum-Killa Saifullah					
1.	Maulvi Mohammad Khan Sherani.	JUI(F)	15,965	44.27%	Valid votes polled including postal ballot papers = 36,065
2.	Nawab Mohammad Ayyaz Khan.	(PKMAP)	10,038		Invalid votes polled = 535
3.	Maulvi Allah Dad Kakar.	(IJI)	7,256	7.47%	Total votes polled = 36,600
4.	Haji Saleh Mohammad Khan Mandokhel.	(ANP)	2,806		Registered votes = 2,13,637
			<u>36,065</u>		Tendered votes = —
					Percentage of votes polled to registered votes = 17.13%

NA-201 Kachhi

1.	Mir Yar Muhammad Rind.	(JWP)	42,598	65.17%	19.03%	Valid votes polled including postal ballot papers = 65,349
2.	Dr. Abdul Hayee Baloch.	(BNM)	12,738			Invalid votes polled = 2,056
3.	Mr. Abdul Hayee Bungulzai.	(PDA)	7,333			Total votes polled = 67,405
4.	Maulvi Abdur Razaq.	JUI (F)	2,290			Registered votes = 2,23,756
5.	Mian Mohammad Umer Jan.	JUP(Noorani)	402			Tendered votes = —
			<u>65,349</u>			Percentage of votes polled to registered votes = 30.12%

NA-202 Sibi-cum-Kohlu-cum-Dera Bugti-cum-Ziarat

1.	Mr. Saleem Akbar Bugti.	(JWP)	57,094	73.82%	28.44%	Valid votes polled including postal ballot papers = 77,341
2.	Mr. Raziq Bugti.	(PNP)	6,764			Invalid votes polled = 998
3.	Hafiz Noor Mohammad.	JUI(F)	5,436			Total votes polled = 78,339
4.	Mr. Abdul Rahim Ziaratwal.	(PKMAP)	5,046			Registered votes = 2,00,732
5.	Mr. Mehrab Khan.	(ANP)	2,151			Tendered votes = —
6.	Sardar Qaisar Khan Tareen.	(Ind)	553			Percentage of votes polled to registered votes = 39.03%
7.	Mir Hamza Khan. (Retired)	(PDA)	297			
			<u>77,341</u>			

NA-203 Jaffarabad-cum-Tambooo

1.	Mir Nabi Bakhsh.	(PDA)	24,131	49.11%	10.60%	Valid votes polled including postal ballot papers = 49,136
2.	Mir Zafarullah Khan.	(LJI)	19,645			Invalid votes polled = 2,394
3.	Moulvi Abdullah.	JUI (F)	2,342			Total votes polled = 51,530
4.	Mr. Khair Bukhsh Gola.	(BNM)	1,482			Registered votes = 2,27,619
5.	Mr. Manzoor Ahmed.	(Ind)	571			Tendered votes = —
6.	Mr. Mohammad Sadiq.	(Ind)	395			Percentage of votes polled to registered votes = 22.64%
7.	Sardar Sanaullah Khan.	(PNP)	299			
8.	Mr. Behram Khan.	(Ind)	271			
			<u>49,136</u>			

	1	2	3	4	5
NA-204 Kalat-cum-Kharan					
1. Syed Mohammad Siddique Shah.	JUI (F)	18,647	34.37%	7.44%	Valid votes polled including postal ballot papers = 54,253
2. Nawab Mohammad Aslam Raisani.	(PNP)	14,828			Invalid votes polled = 1,799
3. Mr. Baloch Mohyuddin.	(JWP)	7,773			Total votes polled = 56,052
4. Molvi Habib Ahmed.	JUP(Noorani)	6,676			Registered votes = 2,50,652
5. Dr. Abdul Hayee.	(BNM)	6,329			Tendered votes = -
		<u>54,253</u>			Percentage of votes polled to registered votes = 22.36%

NA-205 Khuzdar					
1. Mir Bizan Bizanjo.	(PNP)	21,294	46.36%	12.25%	Valid votes polled including postal ballot papers = 45,935
2. Mir Mohammad Naseer Mengal.	(LJI)	15,053			Invalid votes polled = 1,853
3. Molvi Faiz Mohammad.	JUI (F)	8,593			Total votes polled = 47,788
4. Mr. Mohammad Ayub.	(BNM)	734			Registered votes = 1,73,834
5. Mr. Khair Jan Baloch.	(Ind)	261			Tendered votes = 4
		<u>45,935</u>			Percentage of votes polled to registered votes = 27.49%

NA-206 Lasbela-cum-Gawadar					
1. Shahzada Mohammad Yousaf.	(LJI)	20,487	32.32%	12.57%	Valid votes polled including postal ballot papers = 63,395
2. Mr. Ghulam Akbar.	(PDA)	19,828			Invalid votes polled = 2,295
3. Syed Sher Jan.	(PNP)	19,678			Total votes polled = 65,690
4. Mr. Abdul Ghaffar.	(BNM)	1,834			Registered votes = 1,62,998
5. Maulana Asadullah.	(Ind)	1,440			Tendered votes = 4
6. Mr. Amanullah Gichki.	(Ind)	128			Percentage of votes polled to registered votes = 40.30%
		<u>63,395</u>			

NA-207 Turbat-cum-Panjgur

1. Mr. Bizan Bizanjo.
2. Dr. Mohammad Yaseen.
3. Molvi Abdul Ghaffar.
4. Maulana Abdul Haque.
5. Mr. Amanullah Gichki.
6. Mr. Manzoor Ahmed.

(PNP)	26,166	45.95%	14.21%	Valid votes polled including =	56,941
(BNM)	23,782			postal ballot papers	
JUI (F)	3,270			Invalid votes polled	= 1,635
(IJI)	3,021			<u>Total votes polled</u>	<u>= 58,576</u>
(Ind)	332			Registered votes	= 1,84,111
(Ind)	370			Tendered votes	= —
	<u>56,941</u>			Percentage of votes polled	= 31.82%
				to registered votes	

**NAMES OF THE ELECTED CANDIDATES
NOMINATED BY THE POLITICAL PARTIES
IN THE NATIONAL ASSEMBLY OF PAKISTAN**

1. The first part of the document discusses the importance of maintaining accurate records of all transactions and activities. It emphasizes that proper record-keeping is essential for transparency and accountability, particularly in financial matters. This section also highlights the need for regular audits and reviews to ensure that all data is up-to-date and correct.

2. The second part of the document focuses on the role of technology in modern record-keeping. It explores various digital tools and software solutions that can streamline the process of data collection, storage, and analysis. The text notes that while technology offers significant advantages in terms of efficiency and accuracy, it also requires careful implementation and security measures to protect sensitive information.

3. The final part of the document provides practical advice and best practices for organizations looking to improve their record-keeping processes. It suggests establishing clear policies and procedures, training staff on proper record-keeping techniques, and regularly updating systems to accommodate changing needs and technologies. The document concludes by reiterating the importance of a proactive and systematic approach to record management.

**NAMES OF THE ELECTED CANDIDATES
NOMINATED BY
THE ISLAMI JAMHOORI ITTEHAD
(IJI)**

**NAMES OF THE ELECTED CANDIDATES NOMINATED BY
THE ISLAMI JAMHOORI ITTHEAD (IJI)**

Sl. No.	No. and name of constituency	Name of the returned candidate
----------------	-------------------------------------	---------------------------------------

N-W.F.P.

1)	NA-7 Mardan-II	Khan Mir Afzal Khan
2)	NA-11 Abbottabad-I	Sardar Mehtab Ahmad Khan
3)	NA-12 Abbottabad-II	Haji Javed Iqbal Abbasi
4)	NA-13 Abbottabad-III	Mr. Ghohar Ayub Khan
5)	NA-15 Mansehra-II	Nawabzada Salahud Din Saeed Khan
6)	NA-20 Bannu-II	Mr. Nasir Muhammad Khan
7)	NA-21 Swat-I	Haji Khaliq Dad Khan
8)	NA-24 Chitral	Shahzada Moheyuddin

FEDERAL CAPITAL

9)	NA-35 Federal Capital.	Haji Muhammad Nawaz Khokhar
----	------------------------	-----------------------------

PUNJAB PROVINCE

10)	NA-36 Rawalpindi-I.	Mr. Shahid Khaqan Abbasi.
11)	NA-37 Rawalpindi-II.	Raja Muhammad Zaheer Khan.
12)	NA-38 Rawalpindi-III.	Sh. Rashid Ahmad.
13)	NA-39 Rawalpindi-IV.	Mr. Muhammad Ejaz-ul-Haq.
14)	NA-40 Rawalpindi-V.	Ch. Nisar Ali Khan.
15)	NA-41 Attock-I.	Sh. Aftab Ahmed.
16)	NA-42 Attock-II.	Malik Allah Yar Khan.
17)	NA-43 Chakwal-I.	Lt. Gen. (Retd.) Malik Abdul Majid.
18)	NA-44 Chakwal-II.	Sardar Mansoor Hayat Khan.
19)	NA-46 Jhelum-II.	Nawabzada Iqbal Mehdi.
20)	NA-48 Sargodha-II.	Mian Muhammad Nawaz Sharif.
21)	NA-49 Sargodha-III.	Haji Muhammad Javed Iqbal Cheema.
22)	NA-50 Sargodha-IV.	Ch. Anwar Ali Cheema.
23)	NA-51 Sargodha-cum-Khushab.	Malik Muhammad Naeem Khan.
24)	NA-52 Khushab.	Malik Khuda Bakhsh Khan Tiwana.
25)	NA-53 Mianwali-I.	Maulana Abdul Sattar Khan Niazi.
26)	NA-54 Mianwali-II.	Haji Gul Hamid Khan Rokhari.

(Contd.)

Sl. No.	No. and name of constituency	Name of the returned candidate
27)	NA-55 Bhakkar-I.	Mr. Aziz Ahmad Khan.
28)	NA-56 Bhakkar-II.	Mr. Muhammad Zafar Ullah Khan Dhandla.
29)	NA-57 Faisalabad-I.	Sardar Dildar Ahmad Cheema.
30)	NA-59 Faisalabad-III.	Alhaj Mian Nasir Ali Khan.
31)	NA-60 Faisalabad-IV.	Mr. Muhammad Abdullah Ghazi.
32)	NA-61 Faisalabad-V.	Ch. Muhammad Nazir Ahmad.
33)	NA-62 Faisalabad-VI.	Mr. Muhammad Khan Junejo.
34)	NA-63 Faisalabad-VII.	Haji Muhammad Akram Ansari.
35)	NA-64 Faisalabad-VIII.	Mian Zahid Sarfraz.
36)	NA-65 Faisalabad-IX.	Ch. Sher Ali.
37)	NA-67 Jhang-II.	Maulana Haji Muhammad Rehmat Ullah.
38)	NA-68 Jhang-III.	Qari Isarul Qasmi.
39)	NA-71 Toba Tek Singh-I.	Ch. Asad-ur-Rehman.
40)	NA-72 Toba Tek Singh-II.	Mr. Muhammad Ejaz-ul-Haq.
41)	NA-73 Toba Tek Singh-III.	Mr. Hamza.
42)	NA-74 Gujranwala-I.	Ch. Hamid Nasir Chatha.
43)	NA-76 Gujranwala-III.	Mr. Ghulam Dastgir Khan.
44)	NA-77 Gujranwala-IV.	Ch. Muhammad Asghar.
45)	NA-78 Gujranwala-V.	Rana Nazir Ahmad Khan.
46)	NA-80 Gujrat-I.	Ch. Tajammal Hussain.
47)	NA-81 Gujrat-II.	Ch. Shujat Hussain.
48)	NA-82 Gujrat-III.	Syed Manzoor Hussain Shah.
49)	NA-83 Gujrat-IV.	Mr. Nasir Iqbal.
50)	NA-85 Sialkot-I.	Mian Muhammad Shafi.
51)	NA-86 Sialkot-II.	Mr. Amir Hussain.
52)	NA-87 Sialkot-III.	Mr. Nazir Ahmad Khan.
53)	NA-88 Sialkot-IV.	Ch. Abdul Sattar.
54)	NA-89 Sialkot-V.	Ch. Muhammad Sarwar Khan.
55)	NA-90 Sialkot-VI.	Mr. Ghulam Mustafa.
56)	NA-91 Sialkot-VII.	Mr. Muhammad Ishfaq Taj.
57)	NA-92 Lahore-I.	Mr. Humayun Akhtar Khan.
58)	NA-94 Lahore-III.	Mian Umar Hayat.
59)	NA-95 Lahore-IV.	Mian Nawaz Sharif.
60)	NA-96 Lahore-V.	Mian Muhammad Shahbaz Sharif.
61)	NA-97 Lahore-VI.	Mr. Liaqat Balouch.
62)	NA-98 Lahore-VII.	Mian Muhammad Usman.
63)	NA-99 Lahore-VIII.	Mr. Wazir Ali Bhatti.

(Contd.)

Sl. No.	No. and name of constituency	Name of the returned candidate
64)	NA-100 Lahore-IX.	Mr. Muhammad Ashiq Ali Dayyal.
65)	NA-101 Sheikhpura-I.	Rana Tanveer Hussain.
66)	NA-102 Sheikhpura-II.	Ch. Nazir Ahmad Virk.
67)	NA-103 Sheikhpura-III.	Mr. Muhammad Birjees Tahir.
68)	NA-104 Sheikhpura-IV.	Haji Naeem Hussain Chatha.
69)	NA-105 Sheikhpura-V.	Rai Mansab Ali Khan.
70)	NA-107 Kasur-II.	Rao Khizar Hayat Khan.
71)	NA-109 Kasur-IV.	Maulana Mueen-ud-Din Lakhvi.
72)	NA-110 Okara-I.	Mian Muhammad Zaman.
73)	NA-111 Okara-II.	Syed Sajjad Haider.
74)	NA-112 Okara-III.	Mian Manzoor Ahmad Khan.
75)	NA-113 Okara-IV.	Mian Muhammad Yaseen Khan Wattoo.
76)	NA-116 Multan-III.	Mr. Tanwir-ul-Hassan Shah Gillani.
77)	NA-117 Multan-IV.	Haji Hayatullah Khan.
78)	NA-118 Multan-V.	Mr. Muhammad Siddique Khan Kanjoo.
79)	NA-119 Multan-VI.	Syed Javid Ali Shah.
80)	NA-120 Multan-cum-Khanewal.	Makhdoom Muhammad Javed Hashmi.
81)	NA-121 Khanewal-I.	Syed Fakhar Imam.
82)	NA-122 Khanewal-II.	Mr. Aftab Ahmad Khan.
83)	NA-123 Khanewal-III.	Mr. Ghulam Haider Wyne.
84)	NA-124 Sahiwal-I.	Mr. Anwar-ul-Haq Ramay.
85)	NA-126 Sahiwal-III.	Rai Ahmad Nawaz.
86)	NA-127 Sahiwal-IV.	Raja Shahid Saeed Khan.
87)	NA-128 Pakpattan.	Mian Mehmood Ahmad Khan.
88)	NA-129 Vehari-I.	Mr. Muhammad Nawaz Khan alias Dilawar Khan.
89)	NA-130 Vehari-II.	Mr. Akbar Ali Bhatti.
90)	NA-131 Vehari-III.	Syed Shahid Mehdi Nasim.
91)	NA-132 D.G. Khan.	Sardar Muhammad Amjad Farooq Khan.
92)	NA-134 Rajanpur.	Mir Balakh Sher Mazari.
93)	NA-139 Layyah-I.	Syed Muhammad Khurshid Ahmad Shah Bukhari.
94)	NA-140 Layyah-II.	Sahibzada Faiz-ul-Hassan.
95)	NA-141 Bahawalpur-I.	Prince Salah-ud-Din.
96)	NA-142 Bahawalpur-II.	Sahibzada Farooq Anwar Abbasi.
97)	NA-143 Bahawalpur-III.	Syed Tasneem Nawaz Gardezi.
98)	NA-145 Bahawalnagar-II.	Mian Abdus Sattar Khan.
99)	NA-146 Bahawalnagar-III.	Ch. Abdul Ghafoor.

(Contd.)

Sl. No.	No. and name of constituency	Name of the returned candidate
100)	NA-149 Rahimyar Khan-III.	Mian Abdul Khaliq.
101)	NA-150 Rahimyar Khan-IV.	Syed Ahmad Mahmood.

SIND PROVINCE

102)	NA-158 Naushero Feroze-I	Mr. Ghulam Mustafa Khan Jatoi
103)	NA-160 Nawabshah-I	Mr. Ghulam Murtaza Khan.
104)	NA-175 Tharparkar-II	Mr. Muhammad Khan Junejo.

BALUCHISTAN PROVINCE

105)	NA-199 Loralai	Sardar Muhammad Yaqoob,
106)	NA-206 Lasbela-cum-Gawadar	Shahzada Muhammad Yousaf.

**NAMES OF THE ELECTED CANDIDATES NOMINATED BY
THE PEOPLES DEMOCRATIC ALLIANCE (PDA)**

SI. No. and name of No. constituency	Name of the returned candidate
-----------------------------------------	--------------------------------

N-W.F.P.

- | | |
|---------------------------------------------|-------------------------------|
| 1) NA-9 Kohat | Syed Iftikhar Hussain Gillani |
| 2) NA-18 D.I. Khan | Mr. Fazal Karim Khan Kundi |
| 3) NA-23 Swat-III | Mr. Muhammad Afzal Khan |
| 4) NA-25 Dir | Mr. Najmud Din |
| 5) NA-26 Malakand Protected
Area-cum-Dir | Mr. Ahmad Hassan |

PUNJAB PROVINCE

- | | |
|--------------------------------------|----------------------------------------|
| 6) NA-45 Jhelum-I. | Ch. Muhammad Altaf Hussain. |
| 7) NA-47 Sargodha-I | Mr. Ehsan-ul-Haq Piracha. |
| 8) NA-58 Faisalabad-II | Rai Muhammad Aslam Khan. |
| 9) NA-66 Jhang-I | Mr. Amir Hussain Syed. |
| 10) NA-69 Jhang-IV | Makhdoom Syed Faisal Saleh Hayat Shah. |
| 11) NA-70 Jhang-V | Sahibzada Muhammad Nazir Sultan. |
| 12) NA-79 Gujranwala-VI | Mr. Muhammad Ashraf Warriach. |
| 13) NA-84 Gujrat-V | Ch. Muhammad Nawaz. |
| 14) NA-93 Lahore-II | Mr. Aitzaz Ahsan. |
| 15) NA-114 Multan-I | Syed Yousaf Raza Gillani. |
| 16) NA-125 Sahiwal-II | Mehar Ghulam Farid Kathia. |
| 17) NA133 D.G.
Khan-cum-Rajanpur. | Sardar Farooq Ahmad Khan. |
| 18) NA-147 Rahimyar Khan-I | Syed Ahmad Alam Anwar. |
| 19) NA-148 Rahimyar Khan-II | Makhdoom Shahab-ud-Din. |

SIND PROVINCE

- | | |
|-------------------------|-------------------------------------|
| 20) NA-151 Sukkur-I | Mr. Khurshid Ahmad Shah |
| 21) NA-152 Sukkur-II | Jam Saifullah Khan Dharejo |
| 22) NA153 Sukkur-III | Sardar Haji Noor Muhammad Khan Lund |
| 23) NA-154 Shikarpur-I | Mr. Aftab Shahban Mirani |
| 24) NA-155 Shikarpur-II | Mir Altaf Khan Bhayo |

(Contd.)

**NAMES OF THE ELECTED CANDIDATES
NOMINATED BY
THE PEOPLES DEMOCRATIC ALLIANCE
(PDA)**

Sl. No.	No. and name of constituency	Name of the returned candidate
25)	NA-159 Naushero Feroze-II	Mr. Zafar Ali Shah
26)	NA-161 Nawabshah-II	Syed Shabbir Ahmad Shah
27)	NA-162 Khairpur-I	Syed Pervaiz Ali Shah
28)	NA-163 Khairpur-II	Pir Syed Abdul Qadir Shah
29)	NA-164 Larkana-I	Begum Nusrat Bhutto
30)	NA-165 Larkana-II	Mr. Shabbir Ahmed Chandio
31)	NA-166 Larkana-III	Ms. Benazir Bhutto
32)	NA-167 Hyderabad-I	Makhdoom Muhammad Amin Fahim
33)	NA-170 Hyderabad-IV	Mr. Naveed Qamar
34)	NA-171 Hyderabad-V	Mr. Abdul Sattar Bachani
35)	NA-172 Badin-I	Haji Abdullah Halepota
36)	NA-173 Badin-II	Mr. Bashir Ahmad Halepota
37)	NA-177 Dadu-I	Malik Asad Sikandar
38)	NA-178 Dadu-II	Haji Muhammad Bux Jamali
39)	NA-179 Dadu-III	Mr. Rafiq Ahmed
40)	NA-182 Thatta- I	Mr. Ghulam Hussain alias Babu
41)	NA-183 Thatta-II	Arbab Wazir Ahmed
42)	NA-189 Karachi South-I	Mr. Asif Ali

BALUCHISTAN PROVINCE

43)	NA-197 Quetta-cum-Chagai	Sardar Fateh Mohammad Mohammad Hassani
44)	NA-203 Jaffarabad-cum-Tambo	Mr. Nabi Bakhsh

**NAMES OF THE ELECTED CANDIDATEDS
NOMINATED BY
THE HAQ PARAST GROUP
(HPG)**

**NAMES OF THE ELECTED CANDIDATES NOMINATED BY
THE HAQ PARAST GROUP (HPG)**

Sl. No.	No. and name of constituency	Name of the returned candidate
---------	------------------------------	--------------------------------

SIND PROVINCE

1)	NA-168 Hyderabad-II	Mr. Kanwar Naveed Jamil
2)	NA-169 Hyderabad-III	Mr. Khalid Maqbool Siddiqui
3)	NA-174 Tharparkar-I	Mr. Anis Ahmad
4)	NA-184 Karachi West-I	Mr. Muhammad Irfan Khan
5)	NA-185 Karachi West-II	Syed Saleem-ul-Haq
6)	NA-186 Karachi Central-I	Kanwar Khalid Younus
7)	NA-187 Karachi Central-II	Mr. Imran Farooq
8)	NA-188 Karachi Central-III	Syed Muhammad Aslam
9)	NA-190 Karachi South-II	Mr. Muhammad Farooq Sattar
10)	NA-191 Karachi South-III	Syed Tariq Mahmood
11)	NA-192 Karachi East-I	Mr. Muhammad Rafique Essani
12)	NA-193 Karachi East-II	Mr. Islam Nabi
13)	NA-194 Karachi East-III	Syed Aminul Haq
14)	NA-195 Karachi East-IV	Mr. Rehman Umer Farooqui
15)	NA-196 Karachi East-V	Mr. Wasim Ahmed.

NAME OF THE ELECTED CANDIDATE NOMINATED BY
THE HAF PALLET GROUP (HFG)

Sl. No.	Name of the elected candidate	HAF and name of constituency
1	Mr. K. S. Srinivasan	MA-100 Kanchi East V
2	Mr. K. S. Srinivasan	MA-101 Kanchi East VI
3	Mr. K. S. Srinivasan	MA-102 Kanchi East VII
4	Mr. K. S. Srinivasan	MA-103 Kanchi East VIII
5	Mr. K. S. Srinivasan	MA-104 Kanchi East IX
6	Mr. K. S. Srinivasan	MA-105 Kanchi East X
7	Mr. K. S. Srinivasan	MA-106 Kanchi East XI
8	Mr. K. S. Srinivasan	MA-107 Kanchi East XII
9	Mr. K. S. Srinivasan	MA-108 Kanchi East XIII
10	Mr. K. S. Srinivasan	MA-109 Kanchi East XIV
11	Mr. K. S. Srinivasan	MA-110 Kanchi East XV
12	Mr. K. S. Srinivasan	MA-111 Kanchi East XVI
13	Mr. K. S. Srinivasan	MA-112 Kanchi East XVII
14	Mr. K. S. Srinivasan	MA-113 Kanchi East XVIII
15	Mr. K. S. Srinivasan	MA-114 Kanchi East XIX
16	Mr. K. S. Srinivasan	MA-115 Kanchi East XX
17	Mr. K. S. Srinivasan	MA-116 Kanchi East XXI
18	Mr. K. S. Srinivasan	MA-117 Kanchi East XXII
19	Mr. K. S. Srinivasan	MA-118 Kanchi East XXIII
20	Mr. K. S. Srinivasan	MA-119 Kanchi East XXIV
21	Mr. K. S. Srinivasan	MA-120 Kanchi East XXV
22	Mr. K. S. Srinivasan	MA-121 Kanchi East XXVI
23	Mr. K. S. Srinivasan	MA-122 Kanchi East XXVII
24	Mr. K. S. Srinivasan	MA-123 Kanchi East XXVIII
25	Mr. K. S. Srinivasan	MA-124 Kanchi East XXIX
26	Mr. K. S. Srinivasan	MA-125 Kanchi East XXX

**NAMES OF THE ELECTED CANDIDATES
NOMINATED BY
THE AWAMI NATIONAL PARTY
(ANP)**

**NAMES OF THE ELECTED CANDIDATS NOMINATED BY
THE AWAMI NATIONAL PARTY (ANP)**

Sl. No.	No. and name of constituency	Name of the returned candidate
----------------	-------------------------------------	---------------------------------------

NORTH-WEST FRONTIER PROVINCE

1)	NA-1 Peshawar-I	Mr. Ghulam Ahmed Bilor
2)	NA-2 Peshawar-II	Arbab Mohammad Jehangir Khan
3)	NA-3 Peshawar-cum-Nowshera	Arbab Mohammad Zahir
4)	NA-4 Nowshera	Mr. Muhammad Ajmal Khan Khattak
5)	NA-6 Mardan-I	Mr. Mohammad Azam Khan
6)	NA-8 Swabi	Mr. Rehmanullah

THE SWAMI NATIONAL PARTY (S.N.P.)
 NAMES OF THE EJECTED CANDIDATES NOMINATED BY

Sl. No.	Name of the ejected candidate	Name of the constituency
---------	-------------------------------	--------------------------

WEST-BENGAL WESTERN PROVINCE

1	Mr. Abdul Kader Khan	W.P. 1
2	Mr. Abdul Kader Khan	W.P. 2
3	Mr. Abdul Kader Khan	W.P. 3
4	Mr. Abdul Kader Khan	W.P. 4
5	Mr. Abdul Kader Khan	W.P. 5
6	Mr. Abdul Kader Khan	W.P. 6

**NAMES OF THE ELECTED CANDIDATES
NOMINATED BY
THE JAMIAT-UL-ULEMA-E-ISLAM
(FAZALUR REHMAN GROUP)
JUI (F)**

**NAMES OF THE ELECTED CANDIDATES NOMINATED BY THE
JAMIAT-UL-ULEMA-E-ISLAM (FAZALUR REHMAN GROUP) JUI (F)**

Sl. No.	No. and name of constituency	Name of the returned candidate
----------------	-------------------------------------	---------------------------------------

NORTH-WEST FRONTIER PROVINCE

- | | | |
|----|--------------------|---------------------|
| 1) | NA-5 Charsadda | Molvi Hassan Jan |
| 2) | NA-16 Mansehra-III | Mr. Alamzeb Khan |
| 3) | NA-17 Kohistan | Molvi Muhammad Amin |
| 4) | NA-19 Bannu-I | Molvi Ali Akbar |

BALUCHISTAN PROVINCE

- | | | |
|----|------------------------------------|-----------------------------|
| 5) | NA-200 Zhob-cum-Killa
Saifullah | Molvi Mohammad Khan Sherani |
| 6) | NA-204 Kalat-cum-Kharan | Syed Muhammad Siddique Shah |
-



**NAMES OF THE ELECTED CANDIDATES
NOMINATED BY
THE JAMIAT-UL-ULEMA-E-PAKISTAN
(NOORANI GROUP)
JUP (NOORANI)**

**NAMES OF THE ELECTED CANDIDATES NOMINATED BY THE
JAMIAT-UL-ULEMA-E-PAKISTAN (NOORANI GROUP) JUP (Noorani)**

Sl. No.	No. and name of constituency	Name of the returned candidate
PUNJAB PROVINCE		
1)	NA-115 Multan-II	Syed Hamid Saeed Kazmi
2)	NA-135 Muzaffargarh-I	Sardar Muhammad Abdul Qayyum Khan
3)	NA-136 Muzaffargarh-II	Mian Atta Muhammad Qureshi

**NAMES OF THE ELECTED CANDIDATES
NOMINATED BY
THE PAKISTAN NATIONAL PARTY
(PNP)**

**NAMES OF THE ELECTED CANDIDATES NOMINATED BY
THE PAKISTAN NATIONAL PARTY (PNP)**

Sl. No.	No. and name of constituency	Name of the returned candidate
----------------	-------------------------------------	---------------------------------------

BALUCHISTAN PROVINCE

- | | | |
|----|---------------------------|-------------------|
| 1) | NA-205 Khuzdar | Mir Bizan Bizanjo |
| 2) | NA-207 Turbat-cum-Panjgur | Mir Bizan Bizanjo |
-

... (faint text) ...
... (faint text) ...
... (faint text) ...

... (faint text) ...

... (faint text) ...

... (faint text) ...

**NAMES OF THE ELECTED CANDIDATES
NOMINATED BY
THE JAMHOORI WATTAN PARTY
(JWP)**


**NAMES OF THE ELECTED CANDIDATES NOMINATED BY
THE JAMHOORI WATTAN PARTY (JWP)**

Sl. No.	No. and name of constituency	Name of the returned candidate
----------------	-------------------------------------	---------------------------------------

BALUCHISTAN PROVINCE

- | | | |
|----|-------------------------------------------------|------------------------|
| 1) | NA-201 Kachhi | Mir Yar Muhammad Rind |
| 2) | NA-202 Sibi-cum-Kohlu-cum-Dera Bugti-cum-Ziarat | Mr. Saleem Akbar Bugti |
-

**NAMES OF THE ELECTED CANDIDATES
NOMINATED BY
THE PAKHTOON KHAWA MILLI AWAMI PARTY
(PKMAP)**



**NAME OF THE ELECTED CANDIDATE NOMINATED BY THE
PAKHTOON KHAWA MILLI AWAMI PARTY (PKMAP)**


Sl. No. and name of No. constituency	Name of the returned candidate
-------------------------------------------------	---------------------------------------

BALUCHISTAN PROVINCE

1) NA-198 Pishin

Mr. Mehmood Khan

**NAMES OF THE CANDIDATES ELECTED
AS INDEPENDENTS**



**NAMES OF THE CANDIDATES ELECTED
AS INDEPENDENTS**

Sl. No.	No. and name of constituency	Name of the returned candidate
---------	------------------------------	--------------------------------

N-W.F.P.

- | | | |
|----|------------------|-----------------------------------|
| 1) | NA-10 Karak | Alhaj Muhammad Aslam Khan Khattak |
| 2) | NA-14 Mansehra-I | Sardar Muhammad Yousaf |
| 3) | NA-22 Swat-II | Mr. Abdul Matin Khan |

FEDERALLY ADMINISTERED TRIBAL AREAS

- | | | |
|-----|------------------------|------------------------|
| 4) | NA-27 Tribal Area-I | Mr. Baroz |
| 5) | NA-28 Tribal Area-II | Syed Yousuf Hussain |
| 6) | NA-29 Tribal Area-III | Mr. Spin Gul |
| 7) | NA-30 Tribal Area-IV | Mr. Muhammad Ajmal |
| 8) | NA-31 Tribal Area-V | Haji Sakhi Jan |
| 9) | NA-32 Tribal Area-VI | Haji Lal Karim |
| 10) | NA-33 Tribal Area-VII | Mr. Muhammad Ayub Khan |
| 11) | NA-34 Tribal Area-VIII | Malik Aslam Khan |

PUNJAB PROVINCE

- | | | |
|-----|-------------------------|------------------------------------|
| 12) | NA-75 Gujranwala-II | Mr. Afzal Hussain Tarar |
| 13) | NA-106 Kasur-I | Sardar Asif Ahmad Ali |
| 14) | NA-108 Kasur-III | Rana Muhammad Hayat Khan |
| 15) | NA-137 Muzaffargarh-III | Malik Ghulam Muhammad Mustafa Khar |
| 16) | NA-138 Muzaffargarh-IV | Malik Ghulam Muhammad Mustafa Khar |
| 17) | NA-144 Bahawalnagar-I | Syed Muhammad Asghar Shah |

SIND PROVINCE

- | | | |
|-----|-----------------------|---------------------------------|
| 18) | NA-156 Jacobabad-I | Mr. Illahi Bukhsh |
| 19) | NA-157 Jacobabad-II | Mir Hazar Khan |
| 20) | NA-176 Tharparkar-III | Arbab Ghulam Rahim |
| 21) | NA-180 Sanghar-I | Pir Syed Ali Gohar Shah Rashidi |
| 22) | NA-181 Sanghar-II | Jam Mashooq Ali |



DETAILS OF ___

- 1) NUMBER OF CANDIDATES NOMINATED,
- 2) SEATS WON,
- 3) VOTES POLLED AND
- 4) PERCENTAGE OF VOTES POLLED BY EACH POLITICAL PARTY IN THE NATIONAL ASSEMBLY OF PAKISTAN

PROVINCE-WISE SUMMARY OF THE NUMBER OF CANDIDATES NOMINATED, SEATS WON AND VOTES POLLED WITH PERCENTAGE OF VOTES POLLED BY EACH POLITICAL PARTY

NATIONAL ASSEMBLY OF PAKISTAN

Province/Area	IJI		PDA		HPG				
	No. of candidates nominated	Votes polled No. of seats won	No. of candidates nominated	Votes polled No. of seats won	No. of candidates nominated	Votes polled No. of seats won			
1	2	3	4	5	6	7	8	9	10
Federal Capital	1	56795 52.84%	1	1	43467 40.44%	—	—	—	—
Punjab	113	6860928 49.46%	92	112	5353122 38.59%	14	—	—	—
Sind	15	385403 8.81%	3	43	1827612 41.80%	23	24	1172525 26.82%	15
N.W.F.P.	18	522546 24.84%	8	19	467801 22.24%	5	—	—	—
FATA	—	—	—	—	—	—	—	—	—
Baluchistan	7	82841 11.93%	2	7	103216 14.86%	2	—	—	—
Total	154	7998513 37.37%	106	182	7795218 36.83%	44	24	1172525 5.54%	15

PROVINCE-WISE SUMMARY OF THE NUMBER OF CANDIDATES NOMINATED, SEATS WON AND VOTES POLLED WITH PERCENTAGE OF VOTES POLLED BY EACH POLITICAL PARTY

NATIONAL ASSEMBLY OF PAKISTAN

Province/Area	JUI(F)			ANP			JUP (NOORANI)		
	No. of candidates nominated	Votes polled	No. of seats won	No. of candidates nominated	Votes polled	No. of seats won	No. of candidates nominated	Votes polled	No. of seats won
1	2	3	4	5	6	7	8	9	10
Federal Capital	1	415 0.39%	—	—	—	—	—	—	—
Punjab	10	24059 0.17%	—	1	189	—	31	246633 1.78%	3
Sind	10	40536 0.93%	—	4	29496 0.67%	—	10	54960 1.26%	—
N-W.F.P.	23	426351 20.26%	4	8	308051 14.64%	6	1	2282 0.11%	—
FATA	—	—	—	—	—	—	—	—	—
Baluchistan	10	130853 18.84%	2	5	18424 2.65%	—	2	7078 1.02%	—
Total	54	622214 2.94%	6	18	356160 1.68%	6	44	310953 1.47%	3

PROVINCE-WISE SUMMARY OF THE NUMBER OF CANDIDATES NOMINATED, SEATS WON AND VOTES POLLED WITH PERCENTAGE OF VOTES POLLED BY EACH POLITICAL PARTY

NATIONAL ASSEMBLY OF PAKISTAN

Province/Area	PNP		JWP		PKMAP				
	No. of candidates nominated	Votes polled	No. of candidates nominated	Votes polled	No. of candidates nominated	Votes polled			
1	2	3	4	5	6	7	8	9	10
Federal Capital	—	—	—	—	—	—	—	—	—
Punjab	—	—	—	—	—	—	—	—	—
Sind	3	36401 0.83%	—	—	—	—	—	—	—
N-W.F.P.	—	—	—	—	—	—	2	2962 0.14%	—
FATA	—	—	—	—	—	—	—	—	—
Baluchistan	7	90886 13.08%	2	6	129431 18.63%	2	5	70673 10.17%	1
Total	10	127287 0.60%	2	6	129431 0.61%	2	7	73635 0.35%	1

PROVINCE-WISE SUMMARY OF THE NUMBER OF CANDIDATES NOMINATED, SEATS WON AND VOTES POLLED WITH PERCENTAGE OF VOTES POLLED BY EACH POLITICAL PARTY

NATIONAL ASSEMBLY OF PAKISTAN

Province/Area	PAT		SNF		PDP				
	No. of candidates nominated	Votes polled	No. of seats won	No. of candidates nominated	Votes polled	No. of seats won	Votes polled		
I	2	3	4	5	6	7	8	9	10
Federal Capital	1	3199 2.98%	—	—	—	—	1	486 0.45%	—
Punjab	47	215385 1.55%	—	—	—	—	4	51093 0.37%	—
Sind	6	2762 0.06%	—	7	51990 1.19%	—	—	—	—
N-W.F.P.	5	15100 0.72%	—	—	—	—	1	66	—
FATA	—	—	—	—	—	—	—	—	—
Baluchistan	1	1046 0.15%	—	—	—	—	—	—	—
Total	60	237492 1.12%	—	7	51990 0.25%	—	6	51645 0.25%	—

PROVINCE-WISE SUMMARY OF THE NUMBER OF CANDIDATES NOMINATED, SEATS WON AND VOTES POLLED WITH PERCENTAGE OF VOTES POLLED BY EACH POLITICAL PARTY

NATIONAL ASSEMBLY OF PAKISTAN

Province/Area	PPI(MHK)			PSP			SQI		
	No. of candidates nominated	Votes polled	No. of seats won	No. of candidates nominated	Votes polled	No. of seats won	No. of candidates nominated	Votes polled	No. of seats won
1	2	3	4	5	6	7	8	9	10
Federal Capital,	—	—	—	—	—	—	—	—	—
Punjab	—	—	—	5	2160 0.02%	—	4	2023 0.01%	—
Sind	4	2489 0.06%	—	—	—	—	—	—	—
N-W.F.P.	—	—	—	—	—	—	—	—	—
FATA	—	—	—	—	—	—	—	—	—
Baluchistan	—	—	—	—	—	—	—	—	—
Total	4	2489 0.01%	—	5	2160 0.01%	—	4	2023 0.01%	—

149

PROVINCE-WISE SUMMARY OF THE NUMBER OF CANDIDATES NOMINATED, SEATS WON AND VOTES POLLED WITH PERCENTAGE OF VOTES POLLED BY EACH POLITICAL PARTY

NATIONAL ASSEMBLY OF PAKISTAN

Province/Area	BNM			SNA(HJ)			PPI(SAG)		
	No. of candidates nominated	Votes polled	No. of seats won	No. of candidates nominated	Votes polled	No. of seats won	No. of candidates nominated	Votes polled	No. of seats won
1	2	3	4	5	6	7	8	9	10
Federal Capital	—	—	—	—	—	—	—	—	—
Punjab	—	—	—	—	—	—	1	1051 0.01%	—
Sind	—	—	—	1	31125 0.71%	—	1	16916 0.39%	—
N-W.F.P.	—	—	—	—	—	—	—	—	—
FATA	—	—	—	—	—	—	—	—	—
Baluchistan	7	51297 7.39%	—	—	—	—	—	—	—
Total	7	51297 0.24%	—	1	31125 0.15%	—	2	17967 0.09%	—

147

PROVINCE-WISE SUMMARY OF THE NUMBER OF CANDIDATES NOMINATED, SEATS WON AND VOTES POLLED WITH PERCENTAGE OF VOTES POLLED BY EACH POLITICAL PARTY

NATIONAL ASSEMBLY OF PAKISTAN

Province/Area	AT(PG)			QIP			PML(Q)		
	No. of candidates nominated	Votes polled	No. of seats won	No. of candidates nominated	Votes polled	No. of seats won	No. of candidates nominated	Votes polled	No. of seats won
1	2	3	4	5	6	7	8	9	10
Federal Capital	—	—	—	—	—	—	1	560 0.52%	—
Punjab	—	—	—	—	—	—	7	7961 0.06%	—
Sind	4	14307 0.33%	—	—	—	—	—	—	—
N-W.F.P.	—	—	—	3	12931 0.61%	—	—	—	—
FATA	—	—	—	—	—	—	—	—	—
Baluchistan	—	—	—	—	—	—	—	—	—
Total	4	14307 0.07%	—	3	12931 0.06%	—	8	8521 0.04%	—

148

PROVINCE-WISE SUMMARY OF THE NUMBER OF CANDIDATES NOMINATED, SEATS WON AND VOTES POLLED WITH PERCENTAGE OF VOTES POLLED BY EACH POLITICAL PARTY

NATIONAL ASSEMBLY OF PAKISTAN

Province/Area	JAS			HF			PMKP(FG)		
	No. of candidates nominated	Votes polled	No. of seats won	No. of candidates nominated	Votes polled	No. of seats won	No. of candidates nominated	Votes polled	No. of seats won
1	2	3	4	5	6	7	8	9	10
Federal Capital	—	—	—	—	—	—	—	—	—
Punjab	1	1992 0.01%	—	—	—	—	—	—	—
Sind	—	—	—	—	—	—	—	—	—
N-W.F.P.	—	—	—	1	678 0.03%	—	1	647 0.03%	—
FATA	—	—	—	—	—	—	—	—	—
Baluchistan	—	—	—	—	—	—	—	—	—
Total	1	1992 0.01%	—	1	678	—	1	647	—

150

PROVINCE-WISE SUMMARY OF THE NUMBER OF CANDIDATES NOMINATED, SEATS WON AND VOTES POLLED WITH PERCENTAGE OF VOTES POLLED BY EACH POLITICAL PARTY

NATIONAL ASSEMBLY OF PAKISTAN

Province/Area	JUP (NIAZI)		NDP		SNA(HK)	
	No. of candidates nominated	Votes polled	No. of candidates nominated	Votes polled	No. of candidates nominated	Votes polled
I.	2	3	5	6	8	9
		4		7		10
Federal Capital	—	—	—	—	—	—
Punjab	—	—	—	—	—	—
Sind	—	412 0.01%	—	—	1	139
N-W.F.P.	—	—	1	204 0.01%	—	—
FATA	—	—	—	—	—	—
Baluchistan	—	—	—	—	—	—
Total	1	412	1	204	1	139

**PROVINCE-WISE SUMMARY OF THE NUMBER OF CANDIDATES NOMINATED, SEATS WON AND
VOTES POLLED WITH PERCENTAGE OF VOTES POLLED BY EACH POLITICAL PARTY**

NATIONAL ASSEMBLY OF PAKISTAN

Province/Area	INDEPENDENTS			
	1	2	3	4
	No. of candidates nominated	Votes polled	No. of seats won	
Federal Capital	7	2554 2.38%	—	
Punjab	327	1105000 7.97%	6	
Sind	216	705206 16.13%	5	
N.W.F.P.	66	344308 16.37%	3	
FATA	73	13987 100.00%	8	
Baluchistan	27	8901 1.28%	—	
Total	716	2179956 10.30%	22	

**LIST OF THE CANDIDATES, WITH PARTY
AFFILIATION, ELECTED TO THE NATIONAL
ASSEMBLY OF PAKISTAN AGAINST THE
SEATS RESERVED FOR MINORITY
COMMUNITIES**

**LIST OF THE CANDIDATES, WITH PARTY AFFILIATION, ELECTED TO THE NATIONAL ASSEMBLY
AGAINST THE SEATS RESERVED FOR MINORITY COMMUNITIES**

Names of contesting candidates and their party affiliation. (The name of the elected candidate appears at serial number 1 to 4)	No. of valid votes polled including postal ballot papers	Percentage of votes polled by returned candidate to		Further detail
		Total valid votes	Registered votes	
	2	3	4	5

SEATS RESERVED FOR THE CHRISTIANS

1. Mr. Julis Salik	(Ind)	53,487	21.64%	8.02%	Valid votes polled including postal ballot papers = 2,47,159
2. Mr. Peter John Sahotra	(Ind)	24,020	9.72%	3.60%	
3. Mr. Tariq Christopher Qaiser	(PMP)	23,050	9.33%	3.46%	Invalid votes polled = 1,476
4. Father Rufin Julius	(PMI)	19,534	7.90%	2.93%	
5. Mr. Emmanuel Zafar	(Ind)	15,514			<u>Total votes polled = 2,48,635</u>
6. Dr. Shamshad Sanaullah	(PUCF)	14,594			
7. Mr. Nasir Mahmood Khokhar	(PCA)	14,271			Registered votes = 6,66,582
8. Mr. George Clement	(Ind)	10,471			
9. Mr. Anwar Arthur Bhatti	(Ind)	10,152			Tendered votes = —
10. Mr. R.M. Lawrence	(Ind)	9,401			
11. Mr. Ajmal Khan	(Ind)	8,779			Percentage of votes polled to registered votes = 37.30%
12. Mr. Walter Herbert	(Ind)	7,375			
13. Mr. Munir Masih s/o Khurshid Masih	(Ind)	5,780			
14. Mr. Solaman Abid	(Ind)	4,920			
15. Ch. Saleem Bhatti	(Ind)	4,408			
16. Mr. Francis Tofique Hayat	(Ind)	3,765			
17. Mr. Samson Manoha	(Ind)	2,477			
18. Mr. Peter Sharif	(Ind)	2,382			

1

2

3

4

5

19.	Mr. K.M. Khriat	(Ind)	2,240		
20.	Mr. Hakam Masih Khokhar	(PAI)	1,969		
21.	Mr. Emmanuel Khadim	(Ind)	1,770		
22.	Mr. Albert U. Mull	(Ind)	1,162		
23.	Mr. James Khokhar	(Ind)	1,002		
24.	Mr. Munir Masih s/o Chiragh Masih	(Ind)	970		
25.	Mr. Nazir S. Bhatti	(PCC)	835		
26.	Mr. Rustam Clifard	(Ind)	807		
27.	Mr. C. Ayub Khan	(Ind)	784		
28.	Mr. Joseph Samuel	(Ind)	770		
29.	Mr. George Falak	(Ind)	470		

2,47,159

SEATS RESERVED FOR THE HINDUS AND SCHEDULED CASTES

1.	Mr. Khatu Mal	(Ind)	35,667	15.44%	5.12%	Valid votes polled including postal ballot papers = 2,30,978
2.	Rana Chandar Singh	(PHP)	33,847	14.65%	4.86%	
3.	Mr. Bhaghwani Dass	(Ind)	24,884	10.77%	3.57%	Invalid votes polled = 2,749
4.	Mr. Kishin Chand Parwani	(Ind)	24,130	10.45%	3.46%	
5.	Mr. Gobind Parwani	(Ind)	19,429			<u>Total votes polled = 2,33,727</u>
6.	Mr. Jagdish Kumar	(Ind)	13,231			Registered votes = 6,96,561
7.	Mr. Sobhraj	(Ind)	12,016			Tendered votes = —
8.	Mr. Aserdas	(Ind)	8,399			
9.	Mr. Mehar Chand	(Ind)	6,382			Percentage of votes polled to registered votes = 33.55%
10.	Mr. Parumal	(Ind)	5,591			

11.	Mehar Lal Bheel Lala.	(Ind)	5,339
12.	Mr. Damomal	(Ind)	5,089
13.	Dr. Khushal	(Ind)	4,865
14.	Mr. Bhooromal	(Ind)	4,467
15.	Mr. Vehoo	(Ind)	3,990
16.	Mr. Ladho Mal	(Ind)	3,201
17.	Mr. Hari Chand	(Ind)	3,108
18.	Mr. Sajjan Kumar Oad	(Ind)	2,282
19.	Mr. Guljee	(Ind)	1,844
20.	Mr. Dawarka Das	(Ind)	1,429
21.	Mr. Oman Mal	(Ind)	1,132
22.	Mr. Saroop Chand	(Ind)	1,087
23.	Mr. Keshaw Lal	(Ind)	940
24.	Mr. Sarwanand	(Ind)	910
25.	Dr. Manawar Chand	(Ind)	901
26.	Dr. Bhaghwan Das	(Ind)	879
27.	Mr. Hukam Chand	(Ind)	873
28.	Mr. Girdari Lal	(Ind)	754
29.	Mr. Biraj Lal	(Ind)	663
30.	Mr. Arjan Das	(Ind)	598
31.	Mr. Wishan Das	(Ind)	392
32.	Mr. Mohan Lal	(Ind)	390
33.	Mr. Mehru Mal	(Ind)	389
34.	Mr. Shawal Das	(Ind)	327
35.	Mr. Mangharam	(Ind)	319
36.	Mr. Chandar Das	(Ind)	318
37.	Mr. Amar Singh	(Ind)	276
38.	Mr. Parsootam Das	(Ind)	274
39.	Mr. Hamir Singh	(Ind)	194
40.	Mr. Devki Nandan	(Ind)	172
			<hr/>
			2,30,978

**SEAT RESERVED FOR THE SIKHS, BUDHISTS, PARSIS AND OTHER
NON-MUSLIM COMMUNITIES**

Names of contesting candidates and their party affiliation. (The name of the elected candidate appears at serial number 1).	1	2	3	4	5	Percentage of votes polled by returned candidate to		Further detail
						Total valid votes	Registered votes	
1. Mr. Byram Dinshaw Avari (Ind)		1,594	39.28%	22.98%				Valid votes polled including postal ballot papers = 4,058
2. Mr. M.P. Bhandara (Ind)		1,079						Invalid votes polled = 54
3. Mr. Yazdiar Homi Kalkobad (Ind)		1,052						Total votes polled = 4,112
4. Mr. Sobha Singh (Ind)		209						Registered votes = 6,937
5. Mr. Birbal Singh (Ind)		124						Tendered votes = -
		<u>4,058</u>						Percentage of votes polled to registered votes = 59.28%

158

**SEAT RESERVED FOR PERSONS BELONGING TO QUADIANI GROUP OR
LAHORI GROUP (WHO CALL THEMSELVES AHMADIS)**

1. Mr. Bashir-ud-Din Khalid (Ind)		103	68.67%	3.10%				Valid votes polled including postal ballot papers = 150
2. Mr. Muhammad Rafique Butt (Ind)		15						Invalid votes polled = -
3. Lt.Col. (Retd.) Hanif Akhtar (Ind)		10						Total votes polled = 150
4. Raja Khalid Hamid (Ind)		10						Registered votes = 3,322
5. Mr. Anwar Ali (Ind)		10						Tendered votes = -
6. Mr. Idrees Yahya (Ind)		2						Percentage of votes polled to registered votes = 4.52%
7. Mr. Muhammad Sharif (Ind)		-						
8. Mr. Mushtaq Ahmed Chaudhry (Ind)		-						
		<u>150</u>						

**LIST OF THE CANDIDATES, WITH PARTY
AFFILIATION, ELECTED TO THE NATIONAL
ASSEMBLY OF PAKISTAN AGAINST THE
SEATS RESERVED FOR MINORITY
COMMUNITIES**



**LIST OF THE CANDIDATES, WITH PARTY AFFILIATION, ELECTED TO
THE NATIONAL ASSEMBLY OF PAKISTAN AGAINST THE SEATS
RESERVED FOR MINORITY COMMUNITIES.**

Name of Community	Names of the Returned Candidates	Party Affiliation
Christian	Mr. Julis Salik	Independent
Christian	Mr. Peter John Sahotra	Independent
Christian	Mr. Tariq Cristopher Qaiser	(PMP)
Christian	Father Rufin Julius	(PMI)
Hindu and Scheduled Castes	Mr. Khatu Mal	Independent
Hindu and Scheduled Castes	Rana Chander Singh	(PHP)
Hindu and Scheduled Castes	Mr. Bhaghwan Dass	Independent
Hindu and Scheduled Castes	Mr. Kishan Chand Parwani	Independent
Sikh, Bhudhist, Parsi and other non-Muslim communities	Mr. Byram Dinshaw Avari	Independent
Persons belonging to Quadiani Group or Lahori group (who call themselves Ahmadis)	Mr. Bashir-ud-Din Khalid	Independent

**DETAILED RESULT OF ELECTION TO THE
PROVINCIAL ASSEMBLY OF PUNJAB**

DETAILED RESULT OF ELECTION TO THE PROVINCIAL ASSEMBLY OF PUNJAB

Name of contesting candidates and their party affiliation. (The name of the elected candidate appears at serial number 1).	1	2	Percentage of votes polled by returned candidate to		Further detail
			Total valid votes	Registered votes	
PP-1 Rawalpindi-I					
1. Dr. Muhammad Afzal Ezaz (JI)	39,054	63.62%	25.66%	Valid votes polled including postal ballot papers =	61,389
2. Mr. Ali Asghar Kiani (PDA)	21,370			Invalid votes polled =	332
3. Mr. Sultan Ahmad Siddiqui (Ind)	570			Total votes polled =	61,721
4. Malik Fiaz Ahmed (PAT)	204			Registered votes =	1,52,170
5. Mr. Muhammad Sarfraz (JUI (F))	191			Percentage of votes polled to registered votes =	40.56%
	<u>61,389</u>				
PP-2 Rawalpindi-II					
1. Mr. Badshah Mir Khan Afridi (JI)	29,673	58.40%	27.40%	Valid votes polled including postal ballot papers =	50,807
2. Malik Anjum Farooq Paracha (PDA)	19,154			Invalid votes polled =	299
3. Mr. Akhtar Mahmood Advocate (Ind)	1,276			Total votes polled =	51,106
4. Maulvi Taj Muhammad (JUI (F))	351			Registered votes =	1,08,281
5. Mr. Hamid Ayub (Ind)	190			Tendered votes =	—
6. Sh. Muhammad Yasin (PAT)	146			Percentage of votes polled to registered votes =	47.20%
7. Raja Abid Hussain (Ind)	17				
	<u>50,807</u>				
PP-3 Rawalpindi-III					
1. Mr. Muhammad Hanif Chaudhary (JI)	19,451	46.85%	22.09%	Valid votes polled including postal ballot papers =	41,514
2. Mr. Muhammad Azam Bhatti (PDA)	13,189			Invalid votes polled =	260
3. Ch. Tanvir Khan (Ind)	8,602			Total votes polled =	41,774
4. Malik Abdul Aziz (ANP)	176			Registered votes =	88,068
5. Mr. Akhtar Hussain (Ind)	96			Tendered votes =	—
	<u>41,514</u>			Percentage of votes polled to registered votes =	47.43%

	1	2	3	4	5
PP-4 Rawalpindi-IV					
1. Mr. Muhammad Basharat Raja	(LJI)	45,389	61.04%	29.12%	valid votes polled including postal ballot papers = 74,355
2. Syed Zakir Hussain Shah	(PDA)	24,146			Invalid votes polled = 374
3. Ch. Muhammad Afzal	(Ind)	4,078			<u>Total votes polled = 74,729</u>
4. Mr. Qeemat Khan	(ANP)	676			Registered votes = 1,55,856
5. Haji Iftikhar Ahmad	(Ind)	66			Tendered votes = —
		<u>74,355</u>			Percentage of votes polled to registered votes = 47.95%
PP-5 Rawalpindi-V					
1. Mr. Ghulam Sarwar Khan	(PDA)	36,469	48.77%	28.53%	Valid votes polled including postal ballot papers = 74,778
2. Dr. Muhammad Kamal	(LJI)	35,797			Invalid votes polled = 449
3. Maulana Abdul Qadir	(JAS)	1,647			<u>Total votes polled = 75,227</u>
4. Sheikh Umar Hayat	JUI (F)	568			Registered votes = 1,27,834
5. Syed Ijaz Hussain Shah	(PAT)	297			Tendered votes = 2
		<u>74,778</u>			Percentage of votes polled to registered votes = 58.85%
PP-6 Rawalpindi-VI					
1. Ch. Nisar Ali Khan	(LJI)	44,507	96.20%	44.07%	Valid votes polled including postal ballot papers = 46,264
2. Ch. Muhammad Aslam Khan	(PDA)	1,757			Invalid votes polled = 338
		<u>46,264</u>			<u>Total votes polled = 46,602</u>
					Registered votes = 1,00,987
					Tendered votes = —
					Percentage of votes polled to registered votes = 46.15%

PP-7 Rawalpindi-VII

1. Mr. Shaikat Mahmood Bhatti
2. Chaudry Muhammad Khalid
3. Mr. Harfad Hussain alias
Muhammad Rafad Raja

(LJI)	39,296	57.76%	34.18%	Valid votes polled including =	68,031
(PDA)	27,583			postal ballot papers	
(Ind)	1,152			Invalid votes polled	= 282
	<u>68,031</u>			<u>Total votes polled</u>	= 68,313
				Registered votes	= 1,14,952
				Tendered votes	= —
				Percentage of votes polled to registered votes	= 59.43%

PP-8 Rawalpindi-VIII

1. Raja Ashfaq Sarwar
2. Mr. Muharram Ali Abbasi
3. Mr. Raj Muhammad Abbasi
4. Mr. Muhammad Sarfraz Abbasi
5. Mr. Muhammad Akabar Abbasi

(LJI)	41,275	75.08%	36.69%	Valid votes polled including =	54,973
(PDA)	12,505			postal ballot papers	
PML(Q)	793			Invalid votes polled	= 528
(Ind)	226			<u>Total votes polled</u>	= 55,501
(Ind)	174			Registered votes	= 1,12,498
	<u>54,973</u>			Tendered votes	= —
				Percentage of votes polled to registered votes	= 49.34%

PP-9 Rawalpindi-IX

1. Mr. Muhammad Yamin
2. Raja Muhammad Sattar Ullah
3. Mr. Muhammad Mushtaq

(LJI)	33,547	63.85%	30.45%	Valid votes polled including =	52,542
(PDA)	18,450			postal ballot papers	
(Ind)	545			Invalid votes polled	= 332
	<u>52,542</u>			<u>Total votes polled</u>	= 52,874
				Registered votes	= 1,10,173
				Tendered votes	= —
				Percentage of votes polled to registered votes	= 47.99%

1 2 3 4 5

PP-10 Rawalpindi-X

1.	Ch. Muhammad Riaz	(LJI)	38,996	65.40%	31.24%	Valid votes polled including postal ballot papers = 59,629
2.	Mirza Muhammad Yaqoob	(PDA)	19,617			Invalid votes polled = 434
3.	Haji Muhammad Ashraf	JUP(Noorani)	422			Total votes polled = 60,063
4.	Sh. Mehmood Ahmad Advocate	(PAT)	360			Registered votes = 1,24,831
5.	Ch. Nisar Ahmad	(Ind)	234			Tendered votes = -
			<u>59,629</u>			Percentage of votes polled to registered votes = 48.12%

PP-11 Rawalpindi-XI

1.	Mr. Javed Ikhlas	(LJI)	41,581	67.43%	34.02%	Valid votes polled including postal ballot papers = 61,663
2.	Raja Pervez Ashraf	(PDA)	19,597			Invalid votes polled = 391
3.	Mr. Zahoor Alam Bhatti	(PAT)	394			Total votes polled = 62,054
4.	Mr. Muhammad Hussain Chohan	(Ind)	91			Registered votes = 1,22,229
			<u>61,663</u>			Tendered votes = -
						Percentage of votes polled to registered votes = 50.77%

PP-12 Attock-I

1.	Sardar Muhammad Sadiq Khan	(LJI)	45,349	63.99%	33.94%	Valid votes polled including postal ballot papers = 70,865
2.	Malik Hakim Khan	(PDA)	21,319			Invalid votes polled = 555
3.	Mr. Mumtaz Arshad	(Ind)	2,763			Total votes polled = 71,420
4.	Mr. Tahir Ehsan	JUP(Noorani)	1,082			Registered votes = 1,33,610
5.	Mr. Muhammad Asghar Khan	(PAT)	352			Tendered votes = 2
			<u>70,865</u>			Percentage of votes polled to registered votes = 53.45%

PP-13 Attock-II

1. Mr. Taj Muhammad Khanzada	(JI)	24,108	47.42%	21.74%	Valid votes polled including postal ballot papers = 50,834
2. Haji Khan Ghalib	(PDA)	16,197			Invalid votes polled = 453
3. Qari Saeed-ur-Rehman	(Ind)	7,602			Total votes polled = 51,287
4. Hafiz Muhammad Saeed	JUP(Noorani)	2,204			Registered votes = 1,10,870
5. Ghazi Abdul Manan	(PAT)	247			Tendered votes = —
6. Malik Sher Muhammad Khan	(Ind)	238			Percentage of votes polled to registered votes = 46.26%
7. Mr. Rehmat Khan	(Ind)	198			
8. Mr. Muhammad Iqbal Khan	JUI (F)	40			
		<u>50,834</u>			

PP-14 Attock-III

1. Haji Malik Gulab Khan	(JI)	36,328	52.21%	25.63%	Valid votes polled including postal ballot papers = 69,581
2. Major (Retd) Amir Muhammad Khan	(PDA)	31,095			Invalid votes polled = 702
3. Haji Ghulam Qadir	JUP(Noorani)	916			Total votes polled = 70,283
4. Shah Muhammad Hanif	(PAT)	854			Registered votes = 1,41,722
5. Mr. Muhammad Bahadur Khan	JUI (F)	388			Tendered votes = 3
		<u>69,581</u>			Percentage of votes polled to registered votes = 49.59%

PP-15 Attock-IV

1. Malik Ata Muhammad Khan	(JI)	42,320	51.53%	29.17%	Valid votes polled including postal ballot papers = 82,129
2. Malik Fateh Khan	(PDA)	38,081			Invalid votes polled = 672
3. Malik Lal Khan	(Ind)	704			Total votes polled = 82,801
4. Mr. Muhammad Siddique	JUP(Noorani)	607			Registered votes = 1,45,094
5. Hakim Ghulam Muhammad Awan	(PAT)	270			Tendered votes = 1
6. Mr. Mumraiz Khan	(Ind)	147			Percentage of votes polled to registered votes = 57.07%
		<u>82,129</u>			

1	2	3	4	5
PP-16 Chakwal-I				
1.	Ch. Liaqat Ali Khan (LJI)	42,311	63.62%	Valid votes polled including postal ballot papers = 66,510
2.	Sardar Muhammad Ashraf Khan (PDA)	23,953	34.47%	Invalid votes polled = 337
3.	Qazi Zafar Iqbal (PAT)	246		Total votes polled = 66,847
		<u>66,510</u>		Registered votes = 1,22,752
				Tendered votes = —
				Percentage of votes polled to registered votes = 54.46%
PP-17 Chakwal-II				
1.	Malik Shahbaz Khan (LJI)	46,477	62.31%	Valid votes polled including postal ballot papers = 74,586
2.	Malik Zulfqar Ahmed (PDA)	26,255	31.73%	Invalid votes polled = 525
3.	Malik Ashraf Khan (Ind)	997		Total votes polled = 75,111
4.	Capt. Abdul Haq (PAT)	709		Registered votes = 1,46,469
5.	Raja Munawar Ahmed (Ind)	148		Tendered votes = —
		<u>74,586</u>		Percentage of votes polled to registered votes = 51.28%
PP-18 Chakwal-III				
1.	Mst. Fouzia Behram (LJI)	41,099	50.40%	Valid votes polled including postal ballot papers = 81,547
2.	Sardar Ghulam Abbas Khan (PDA)	39,246	30.85%	Invalid votes polled = 579
3.	Mr. Fazal-ur-Rehman (PAT)	434		Total votes polled = 82,126
4.	Malik Muhammad Ajayeb (Ind)	402		Registered votes = 1,33,242
5.	Mr. Javaid Akhtar alias Javaid Iqbal JUI (F)	240		Tendered votes = —
6.	Mr. Muhammad Khan alias Zafar Awan (Ind)	126		Percentage of votes polled to registered votes = 61.64%
		<u>81,547</u>		

PP-19 Chakwal-IV

1. Malik Saleem Iqbal
2. Sardar Mumtaz Khan
3. Malik Fateh Khan

(LJI) 42,728
(Ind) 30,811
(Ind) 352

73,891

57.83%

32.83%

Valid votes polled including = 73,891
postal ballot papers
Invalid votes polled = 564

Total votes polled = 74,455
Registered votes = 1,30,133
Tendered votes = 1
Percentage of votes polled = 57.21%
to registered votes

PP-20 Jhelum-I

1. Ch. Khadam Hussain
2. Mr. Abdul Ghafaar
3. Ch. Qurban Hussain
4. Rana Muhammad Rafiq
5. Mr. Zafar Iqbal
6. Ch. Lal Hussain
7. Pir Syed Shabbir Ali Shah
8. Mian Muhammad Naeem Bashir

(LJI) 36,300
(PDA) 32,408
(Ind) 4,089
(Ind) 543
(PAT) 399
(Ind) 384
(Ind) 97
(Ind) 29

74,249

48.89%

27.06%

Valid votes polled including = 74,249
postal ballot papers
Invalid votes polled = 75
Total votes polled = 74,324
Registered votes = 1,34,155
Tendered votes = —
Percentage of votes polled = 55.40%
to registered votes

PP-21 Jhelum-II

1. Raja Muhammad Khalid Khan
2. Chaudhry Muhammad Saqlain
3. Mr. Razaq Hussain Malik
4. Mr. Shafique Rabbani

(LJI) 42,315
(PDA) 35,803
(Ind) 774
(PAT) 333

79,225

53.41%

30.84%

Valid votes polled including = 79,225
postal ballot papers
Invalid votes polled = 585
Total votes polled = 79,810
Registered votes = 1,37,213
Tendered votes = —
Percentage of votes polled = 58.17%
to registered votes

	1	2	3	4	5
PP-22 Jhelum-III					
1.	Raja Nasir Ali Khan (JI)	46,257	57.31%	29.47%	Valid votes polled including postal ballot papers = 80,708
2.	Raja Liaqat Hayat Khan (PDA)	31,876			Invalid votes polled = 906
3.	Haji Zafar Ahmed Rehan (Ind)	1,832			
4.	Ch. Muhammad Ashraf (PAT)	743			
		<u>80,708</u>			<u>Total votes polled = 81,614</u>
					Registered votes = 1,56,970
					Tendered votes = --
					Percentage of votes polled to registered votes = 51.99%
PP-23 Sargodha-I					
1.	Mr. Mazhar Ahmed Qureshi (JI)	27,388	47.97%	24.15%	Valid votes polled including postal ballot papers = 57,097
2.	Rana Hakam Khan (PDA)	13,509			Invalid votes polled = 656
3.	Mr. Abdul Latif Bhatti (Ind)	7,813			
4.	Malik Arif Yar Khan (Ind)	7,295			
5.	Mr. Dost Muhammad Bhatti (Ind)	697			
6.	Raja Shah Jahan (Ind)	347			
7.	Mr. Javaid Hussain Shah (JUI (F))	48			
		<u>57,097</u>			<u>Total votes polled = 57,753</u>
					Registered votes = 1,13,411
					Tendered votes = 4
					Percentage of votes polled to registered votes = 50.92%
PP-24 Sargodha-II					
1.	Sahibzada Ghulam Naseer-ur-Din (JI)	24,338	41.84%	21.58%	Valid votes polled including postal ballot papers = 58,164
2.	Haji Rab Nawaz Khan (PDA)	17,317			Invalid votes polled = 701
3.	Mian Fateh Muhammad Kalyar (Ind)	13,353			
4.	Mr. Khalid Amir Khan (Ind)	2,964			
5.	Qari Ahmad Khan (Ind)	112			
6.	Mr. Maqbool Husnain Khan (Ind)	80			
		<u>58,164</u>			<u>Total votes polled = 58,865</u>
					Registered votes = 1,12,787
					Tendered votes = 4
					Percentage of votes polled to registered votes = 52.19%

PP-25 Sargodha-III

1.	Ch. Abdul Hameed	(IJI)	30,330	53.06%	25.39%	Valid votes polled including postal ballot papers = 57,167
2.	Mr. Muhammad Jameel Akhtar	(PDA)	17,323			
3.	Mian Abdul Hafeez	(Ind)	7,722			Invalid votes polled = 353
4.	Ch. Shaukatullah	(Ind)	1,008			<u>Total votes polled = 57,520</u>
5.	Mr. Muhammad Shahid Mansoor	(Ind)	223			Registered votes = 1,19,447
6.	Mr. Muhammad Saeed	(PAT)	189			Tendered votes = —
7.	Ch. Muhammad Anwar	(Ind)	116			Percentage of votes polled to registered votes = 48.16%
8.	Mr. Muhammad Anwar Khurshid	(Ind)	71			
9.	Mr. Anwar Kamal Pasha	(Ind)	68			
10.	Maulana Mashkooor Hussain	(Ind)	46			
11.	Mr. Abdul Hameed Farhat	(Ind)	36			
12.	Mr. Abdul Rehman Shah	(NDP)	31			
13.	Mian Wazir Ali	(Ind)	9			
			<u>57,167</u>			

PP-26 Sargodha-IV

1.	Mehr Ghulam Dastgir	(PDA)	25,618	44.89%	22.49%	Valid votes polled including postal ballot papers = 57,065
2.	Mehr Muhammad Hayat Khan Lak	(IJI)	23,156			
3.	Dr. Nisar Ahmad Deu	(Ind)	6,712			Invalid votes polled = 465
4.	Mr. Muhammad Iqbal (Retired)	(Ind)	654			<u>Total votes polled = 57,530</u>
5.	Haji Babar Azam Farooqi	(Ind)	357			Registered votes = 1,13,909
6.	Mian Allah Bakhsh	(PAT)	196			Tendered votes = —
7.	Mr. Aurangzeb	(Ind)	185			Percentage of votes polled to registered votes = 50.51%
8.	Mehr Muhammad Khuda Bakhsh	(Ind)	149			
9.	Mr. Qadir Bakhsh Tiwana	(Ind)	38			
			<u>57,065</u>			

	1	2	3	4	5
PP-27 Sargodha-V					
1.	Ch. Farrukh Javed (Ind)	33,988	57.48%	30.99%	Valid votes polled including = 59,127 postal ballot papers
2.	Haji Muhammad Ashraf (LJI)	13,342			Invalid votes polled = 414
3.	Rai Asif Sultan Bhatti (PDA)	11,797			Total votes polled = 59,541
		<u>59,127</u>			Registered votes = 1,09,668
					Tendered votes = 2
					Percentage of votes polled = 54.29% to registered votes
PP-28 Sargodha-VI					
1.	Ch. Amar Sultan Cheema (LJI)	39,477	72.27%	37.24%	Valid votes polled including = 54,628 postal ballot papers
2.	Rana Muhammad Ghaus (PDA)	14,925			Invalid votes polled = 238
3.	Ch. Hafizullah Cheema (Ind)	117			Total votes polled = 54,866
4.	Ch. Anwar Ali Cheema (Ind)	109			Registered votes = 1,06,012
		<u>54,628</u>			Tendered votes = —
					Percentage of votes polled = 51.75% to registered votes
PP-29 Sargodha-VII					
1.	Mian Manazar Ali Ranjha (LJI)	29,529	65.40%	28.82%	Valid votes polled including = 45,152 postal ballot papers
2.	Mr. Muhammad Iqbal (PDA)	15,260			Invalid votes polled = 353
3.	Mr. Munawar Iqbal (PAT)	285			Total votes polled = 45,505
4.	Mr. Muhammad Hanif Jogi (Ind)	60			Registered votes = 1,02,445
5.	Ch. Muhammad Younas (Ind)	18			Tendered votes = 4
		<u>45,152</u>			Percentage of votes polled = 44.42% to registered votes

PP-30 Sargodha-VIII

1. Mr. Shah Nawaz Ranjha
2. Mr. Muhammad Aslam Midhana
3. Mian Itikhar Ali Kalyar
4. Ch. Hafeez Ullah Cheema
5. Mian Ghulam Ali

(IJI)	29,555	55.26%	26.59%	Valid votes polled including postal ballot papers = 53,485
(PDA)	16,396			
(Ind)	6,400			Invalid votes polled = 439
(Ind)	823			
(Ind)	311			
	<u>53,485</u>			<u>Total votes polled = 53,924</u>

Registered votes = 1,11,149
Tendered votes = —
Percentage of votes polled to registered votes = 48.52%

PP-31 Sargodha-IX

1. Mehr Ahmad Khan
2. Mr. Muhammad Khan
3. Ch. Muhammad Hussain Hanjra
4. Mr. Birbal alias Abdul Rehman

(IJI)	25,295	51.33%	23.50%	Valid votes polled including postal ballot papers = 49,282
(PDA)	20,471			
(Ind)	2,851			Invalid votes polled = 403
(Ind)	665			
	<u>49,282</u>			<u>Total votes polled = 49,685</u>

Registered votes = 1,07,643
Tendered votes = —
Percentage of votes polled to registered votes = 46.16%

PP-32 Sargodha-X

1. Mr. Anwar-ul-Haq Piracha
2. Malik Ahmad Khan Noon
3. Mr. Muhammad Khan
4. Mr. Inam-ul-Haq Piracha
5. Syeda Nasira Naqvi
6. Malik Hamid Zaman Bhirth
7. Mr. Hamid Ali
8. Malik Muhammad Nawaz Awan

(PDA)	28,410	49.45%	23.49%	Valid votes polled including postal ballot papers = 57,447
(IJI)	26,610			
(Ind)	1,255			Invalid votes polled = 411
(Ind)	466			
(Ind)	301			
(PAT)	218			
(Ind)	137			
(Ind)	50			
	<u>57,447</u>			<u>Total votes polled = 57,858</u>

Registered votes = 1,20,935
Tendered votes = 4
Percentage of votes polled to registered votes = 47.84%

	1	2	3	4	5
PP-33 Khushab-I					
1.	Malik Mukhtar Ahmad Awan (IJI)	33,182	53.09%	24.30%	Valid votes polled including postal ballot papers = 62,503
2.	Malik Muhammad Javaid Awan (Ind)	23,478			Invalid votes polled = 553
3.	Malik Iftikhar Hussain (Ind)	5,721			Total votes polled = 63,056
4.	Malik Rab Nawaz (Ind)	122			Registered votes = 1,36,555
		<u>62,503</u>			Tendered votes = —
					Percentage of votes polled to registered votes = 46.18%
PP-34 Khushab-II					
1.	Malik Khuda Bukhsh Khan (IJI)	34,639	43.34%	23.88%	Valid votes polled including postal ballot papers = 79,929
2.	Sardar Shujah Muhammad Khan (PDA)	28,340			Invalid votes polled = 678
3.	Mr. Zafar Ahmed Bandial (PAT)	13,916			Total votes polled = 80,607
4.	Mr. Nazar Muhammad Gahi (Ind)	2,592			Registered votes = 1,45,038
5.	Allama Muhammad Salman Salfi (Ind)	258			Tendered votes = —
6.	Mr. Ali Hussain Khan (Ind)	184			Percentage of votes polled to registered votes = 55.58%
		<u>79,929</u>			
PP-35 Khushab-III					
1.	Malik Khuda Bukhsh Wadhai (Ind)	31,013	45.02%	21.27%	Valid votes polled including postal ballot papers = 68,881
2.	Mr. Khan Muhammad (PDA)	19,827			Invalid votes polled = 624
3.	Dr. Capt. Muhammad Rafique (IJI)	17,522			Total votes polled = 69,505
4.	Mr. Shahadat Khan (Ind)	392			Registered votes = 1,45,776
5.	Mian Muhammad Siddique (Ind)	127			Tendered votes = —
		<u>68,881</u>			Percentage of votes polled to registered votes = 47.68%

PP-36 Mianwali-I

1.	Haji Ghulam Rasool Khan	(LJI)	29,090	53.30%	25.65%	Valid votes polled including postal ballot papers = 54,578
2.	Mr. Abdul Rehman Khan	(Ind)	23,745			Invalid votes polled = 732
3.	Mr. Muhammad Nawaz	(Ind)	780			Total votes polled = 55,310
4.	Mr. Darya Khan	(Ind)	621			Registered votes = 1,13,428
5.	Qazi Amir Abdullah Khan	(PDA)	254			Tendered votes = —
6.	Mr. Asmat Ullah Khan	(Ind)	88			Percentage of votes polled to registered votes = 48.76%
			<u>54,578</u>			

PP-37 Mianwali-II

1.	Khan Aamir Hayat Khan	(LJI)	34,640	65.07%	29.28%	Valid votes polled including postal ballot papers = 53,238
2.	Mr. Tariq Abbas Khan	(PDA)	17,297			Invalid votes polled = 547
3.	Khan Asghar Aziz Khan	(Ind)	630			Total votes polled = 53,785
4.	Mr. Shahid Hamid Khan	(Ind)	314			Registered votes = 1,18,308
5.	Mr. Amir Abdullah Khan Salar	(Ind)	270			Tendered votes = 2
6.	Mr. Muhammad Kifait Ullah Khan	(Ind)	87			Percentage of votes polled to registered votes = 45.46%
			<u>53,238</u>			

	1	2	3	4	5
PP-38 Mianwali-III					
1.	Haji Gul Hameed Khan Rokhri	(LJI)	12,867	22.27%	10.81%
2.	Mr. Amir Abdullah Khan	(Ind)	12,077		
Valid votes polled including postal ballot papers = 57,782					
Invalid votes polled = 622					
<hr/>					
Total votes polled = 58,404					
Registered votes = 1,19,053					
Tendered votes = 3					
Percentage of votes polled to registered votes = 49.06%					
<hr/>					
1.	Mr. Muhammad Sibtain Khan	(Ind)	29,582	51.48%	28.23%
2.	Malik Ghulam Shabbir Joyia	(LJI)	23,881		
3.	Mr. Rabnawaz Khan	(Ind)	1,049		
4.	Mr. Muhammad Hussain Kundi	(Ind)	957		
5.	Mr. Zafar Mahmood Kundi, Advocate	(Ind)	917		
6.	Mr. Muhammad Anwar	(PAT)	494		
7.	Malik Alangir	(Ind)	384		
8.	Mr. Khursheed Ali Shah	(Ind)	196		
Valid votes polled including postal ballot papers = 57,460					
Invalid votes polled = 532					
<hr/>					
Total votes polled = 57,992					
Registered votes = 1,04,777					
Tendered votes =					
Percentage of votes polled to registered votes = 55.35%					

PP-40 Bhakkar-I

1.	Malik Aman Ullah	(IJI)	42,586	55.65%	33.68%	Valid votes polled including postal ballot papers = 76,526
2.	Malik Muhammad Iqbal	(Ind)	29,784			Invalid votes polled = 545
3.	Mr. Ghulam Raza	(PDA)	4,156			Total votes polled = 77,071
			<u>76,526</u>			Registered votes = 1,26,458
						Tendered votes = —
						Percentage of votes polled to registered votes = 60.95%

PP-41 Bhakkar-II

1.	Malik Ghazanfar Ali	(IJI)	44,021	59.79%	32.65%	Valid votes polled including postal ballot papers = 73,626
2.	Mr. Saeed Akbar Khan	(Ind)	22,939			Invalid votes polled = 733
3.	Maulana Mohammad Abdullah	JUI(F)	5,683			Total votes polled = 74,359
4.	Malik Mohammad Afzal	(PDA)	498			Registered votes = 1,34,835
5.	Mr. Mohammad Arshad	(Ind)	485			Tendered votes = —
			<u>73,626</u>			Percentage of votes polled to registered votes = 55.15%

PP-42 Bhakkar-III

1.	Mr. Naeem Ullah Khan Shahani	(IJI)	40,136	57.08%	32.33%	Valid votes polled including postal ballot papers = 70,315
2.	Malik Nazir Ahmad Utra	(PDA)	19,608			Invalid votes polled = 646
3.	Hafiz Mumtaz Ali	(Ind)	8,526			Total votes polled = 70,961
4.	Mr. Muhammad Aslam Bhatti	(Ind)	1,065			Registered votes = 1,24,136
5.	Mr. Rasheed Akbar Khan	(Ind)	354			Tendered votes = —
6.	Rana Muhammad Ayyub	(Ind)	321			Percentage of votes polled to registered votes = 57.16%
7.	Mr. Muhammad Shareef Babu	(PAT)	305			
			<u>70,315</u>			

5

4

3

2

1

PP-43 Faisalabad-I

1.	Dr. Muhammad Shafiq Chaudhry	(JI)	30,108	54.05%	28.38%	Valid votes polled including postal ballot papers =	55,709
2.	Mr. Muhammad Akram Afzaal	(PDA)	15,911			Invalid votes polled =	421
3.	Mr. Manzoor Ahmad Zahoor	(Ind)	4,909			<u>Total votes polled</u> =	<u>56,130</u>
4.	Mr. Maula Bakhsh Chaudhry	(Ind)	2,645			Registered votes =	1,06,107
5.	Mr. Muhammad Anwar	(Ind)	1,540			Tendered votes =	--
6.	Mr. Imtiaz Ali	(Ind)	163			Percentage of votes polled to registered votes =	52.90%
7.	Mr. Arif Touseef	(Ind)	123				
8.	Mr. Muhammad Akbar Awan	(Ind)	86				
9.	Rana Muslim Aqeel	(Ind)	76				
10.	Ch. Muhammad Amin	(Ind)	50				
11.	Rana Zahid Touseef alias Nazir Touseef	(Ind)	47				
12.	Malik Baghaail Khan	(Ind)	21				
13.	Rana Muhammad Arshid Khan	(Ind)	18				
14.	Mr. Muhammad Adrees Khan	(Ind)	12				
			<u>55,709</u>				

PP-44 Faisalabad-II

1.	Mr. Khalid Mahmood Khan	(JI)	27,545	55.27%	26.64%	Valid votes polled including postal ballot papers =	49,836
2.	Malik Nawab Sher	(PDA)	20,634			Invalid votes polled =	363
3.	Mr. Muhammad Ijaz Butt	(Ind)	1,005			<u>Total votes polled</u> =	<u>50,199</u>
4.	Mehr Muhammad Aslam	(Ind)	381			Registered votes =	1,03,383
5.	Maulvi Abdul Ghafoor	(Ind)	207			Tendered votes =	4
6.	Ch. Azhar Hussain	(Ind)	33			Percentage of votes polled to registered votes =	48.56%
7.	Ch. Abid Ali	(Ind)	31				
			<u>49,836</u>				

PP-45 Faisalabad-III

1.	Haji Muhammad Nawaz Khan	(IJI)	33,946	65.60%	26.20%	Valid votes polled including postal ballot papers = 51,749
2.	Mr. Muhammad Wasi Zafar	(PDA)	16,847			Invalid votes polled = 376
3.	Mr. Haq Nawaz Khan	(Ind)	303			
4.	Mr. Shahadat Khan	(Ind)	238			
5.	Mr. Hameedullah Khan	(JAS)	210			<u>Total votes polled = 52,125</u>
6.	Rai Muhammad Jaffar Khan(Retired)	(Ind)	82			Registered votes = 1,29,567
7.	Mr. Muhammad Abdul Khaliq Shah Hashmi	(Ind)	82			Tendered votes = -
8.	Rai Hayat Khan	(Ind)	41			Percentage of votes polled to registered votes = 40.23%
			<u>51,749</u>			

PP-46 Faisalabad-IV

1.	Mr. Muhammad Akram Chaudhry	(IJI)	37,975	64.35%	33.09%	Valid votes polled including postal ballot papers = 59,016
2.	Ch. Muhammad Zaheer-ud-Din	(PDA)	15,607			Invalid votes polled = 325
3.	Mr. Muhammad Aslam Khan Balooch	(Ind)	4,558			<u>Total votes polled = 59,341</u>
4.	Mr. Abdul Khaliq	(Ind)	519			Registered votes = 1,14,769
5.	Mr. Mumtaz Ahmad	(PAT)	276			Tendered votes = -
6.	Mr. Baqar Hussain Akhtar	(Ind)	81			Percentage of votes polled to registered votes = 51.70%
			<u>59,016</u>			

PP-47 Faisalabad-V

1.	Rai Rab Nawaz Khan	(IJI)	20,718	39.12%	16.86%	Valid votes polled including postal ballot papers = 52,955
2.	Malik Noor Muhammad	(Ind)	16,836			Invalid votes polled = 389
3.	Mr. Ghulam Mustafa	(PDA)	14,290			<u>Total votes polled = 53,294</u>
4.	Mirza Muhammad Ahmad	(Ind)	949			Registered votes = 1,22,851
5.	Mr. Qasier Nawaz Shah Khagha	(Ind)	162			Tendered votes = —
			<u>52,955</u>			Percentage of votes polled to registered votes = 43.38%

PP-48 Faisalabad-VI

1.	Ch. Safdar Shakir	(IJI)	23,090	40.92%	19.36%	Valid votes polled including postal ballot papers = 56,425
2.	Mr. Shahid Khalil Noor	(PDA)	14,907			Invalid votes polled = 458
3.	Mehr Maqbool Ahmad	(Ind)	14,038			<u>Total votes polled = 56,883</u>
4.	Mehr Muhammad Amin	(Ind)	1,538			Registered votes = 1,19,238
5.	Syed Manzoor Hussain Shah	(Ind)	1,334			Tendered votes = —
6.	Mr. Sajjad Ahmad	(Ind)	830			Percentage of votes polled to registered votes = 47.71%
7.	Mr. Ali Sher	(Ind)	688			
			<u>56,425</u>			

PP-49 Faisalabad-VII

1.	Ch. Mazhar Ali Gill	(IJI)	27,668	50.01%	25.20%	Valid votes polled including postal ballot papers = 55,328
2.	Rana Muhammad Farooq Saeed Khan	(PDA)	17,560			Invalid votes polled = 473
3.	Mr. Munawar Hussain	JUP(Noorani)	5,055			<u>Total votes polled = 55,801</u>
4.	Ch. Naz Ahmad Tung	(Ind)	4,240			Registered votes = 1,09,790
5.	Mr. Muhammad Amin Shakir	(Ind)	532			Tendered votes = —
6.	Mr. Akhtar Hussain (Retired)	(Ind)	168			Percentage of votes polled to registered votes = 50.83%
7.	Mr. Muhammad Rauf Khan (Retired)	(Ind)	105			
			<u>55,328</u>			

PP-50 Faisalabad-VIII

1. Mr. Pervez Sultan	(LJI)	41,333	70.48%	35.00%	Valid votes polled including postal ballot papers = 58,645
2. Ch. Muhammad Aslam	(PDA)	16,657			
3. Mr. Muhammad Anwar	(Ind)	389			
4. Mr. Mehdi Khan	(Ind)	147			Invalid votes polled = 329
5. Haji Muhammad Yasir	(Ind)	119			<u>Total votes polled = 58,974</u>
		<u>58,645</u>			Registered votes = 1,18,084
					Tendered votes = —
					Percentage of votes polled to registered votes = 49.94%

PP-51 Faisalabad-IX

1. Mian Muhammad Farooq	(LJI)	39,851	54.61%	27.69%	Valid votes polled including postal ballot papers = 72,977
2. Raja Khalid Usman	(PDA)	20,294			
3. Ch. Muhammad Siddique Naseem	(Ind)	12,584			
4. Mian Abdul Qayyum	(Ind)	160			Invalid votes polled = 429
5. Mian Ijaz Khalid	(Ind)	88			<u>Total votes polled = 73,406</u>
		<u>72,977</u>			Registered votes = 1,43,909
					Tendered votes = —
					Percentage of votes polled to registered votes = 51.01%

PP-52 Faisalabad-X

1. Mr. Talib Hussain s/o Shah Muhammad	(LJI)	33,847	49.83%	25.73%	Valid votes polled including postal ballot papers = 67,931
2. Mr. Aftab Ahmad Khan	(PDA)	24,334			Invalid votes polled = 498
3. Mr. Muhammad Iqbal	(Ind)	5,805			<u>Total votes polled = 68,429</u>
4. Mr. Bashir Muhammad Khan	(Ind)	2,197			Registered votes = 1,31,543
5. Mr. Muhammad Bashir Awan	(Ind)	963			Tendered votes = —
6. Mr. Muhammad Bashir Anjum	(Ind)	313			Percentage of votes polled to registered votes = 52.02%
7. Mr. Muhammad Aslam Sajid	(Ind)	230			
8. Mr. Muhammad Younas	(Ind)	110			
9. Mr. Talib Hussain s/o Wali Muhammad	(Ind)	99			
10. Mr. Abdul Razzaque	(Ind)	33			
		<u>67,931</u>			

1

5

4

3

2

PP-53 Faisalabad-XI

1. Ch. Abdul Majid
2. Mr. Amanullah Khan
3. Mr. Muhammad Iqbal
4. Mr. Naveed Ahmad Gill
5. Ch. Shahid Habib

Valid votes polled including postal ballot papers	=	67,463
Invalid votes polled	=	345
Total votes polled	=	67,808
Registered votes	=	1,26,833
Tendered votes	=	-
Percentage of votes polled to registered votes	=	53.46%

36.94%

69.44%

- (LJI) 46,846
- (PDA) 18,937
- (Ind) 1,094
- (PAT) 462
- JUP(Noorani) 124

67,463

PP-54 Faisalabad-XII

1. Mr. Muhammad Afzal Sahi
2. Mr. Muhammad Iqbal Bajwa
3. Mr. Saleem Jahangir Chatha
4. Mr. Ashiq Hussain
5. Mr. Muhammad Saleem Bajwa
6. Syed Ahmad Shah Saeed
7. Mr. Muhammad Siddique Bajwa

Valid votes polled including postal ballot papers	=	57,082
Invalid votes polled	=	280
Total votes polled	=	57,362
Registered votes	=	1,20,517
Tendered votes	=	-
Percentage of votes polled to registered votes	=	47.60%

25.04%

52.86%

- (LJI) 30,175
- (PDA) 14,161
- (Ind) 12,161
- (PAT) 274
- (Ind) 138
- JUP(Noorani) 125
- (Ind) 48

57,082

PP-55 Faisalabad-XIII

1. Mr. Qamar Zaman Awan
2. Mr. Sajjad Akbar
3. Mr. Shah Muhammad
4. Mr. Liaqat Ali Kamal
5. Mr. Ghulam Farid
6. Mr. Jamal Abdul Nasir Sando

Valid votes polled including postal ballot papers	=	58,016
Invalid votes polled	=	372
Total votes polled	=	58,388
Registered votes	=	1,16,583
Tendered votes	=	-
Percentage of votes polled to registered votes	=	50.08%

25.93%

52.11%

- (LJI) 30,231
- (PDA) 27,098
- (PAT) 287
- JUP(Noorani) 165
- (Ind) 146
- (Ind) 89

58,016

PP-56 Faisalabad-XIV

1. Mr. Muhammad Din	(LJI)	29,205	58.52%	30.56%	Valid votes polled including postal ballot papers = 49,907
2. Haji Noor Muhammad	(PDA)	19,652			Invalid votes polled = 305
3. Mr. Muhammad Siddique	(Ind)	370			<u>Total votes polled = 50,212</u>
4. Mian Zafar Iqbal Chacha	JUP(Noorani)	211			Registered votes = 95,554
5. Mr. Muhammad Iqbal Malik	(PAT)	113			Tendered votes = 2
6. Raja Muhammad Yaqoob Khan	(JAS)	105			Percentage of votes polled to registered votes = 52.55%
7. Mr. Ghulam Rasool	(Ind)	66			
8. Mr. Muhammad Umer	(Ind)	66			
9. Mr. Bashir Ahmad Ansari	(Ind)	64			
10. Haji Hamid Ali Mughal	(Ind)	43			
11. Haji Muhammad Asif	(Ind)	6			
12. Mian Khizar Hayat (Retired)	JUI(F)	6			
		<u>49,907</u>			

PP-57 Faisalabad-XV

1. Mr. Tahir Ahmad Shah	(LJI)	34,240	65.96%	31.28%	Valid votes polled including postal ballot papers = 51,907
2. Mr. Mehmood-ul-Hassan Dar	(PDA)	16,155			Invalid votes polled = 294
3. Sh. Muhammad Ibrahim	(Ind)	707			<u>Total votes polled = 52,201</u>
4. Qari Muhammad Saeed Chishti	JUP (Noorani)	563			Registered votes = 1,09,476
5. Mr. Changaiz Ahmad Khan	(PAT)	124			Tendered votes = 5
6. Mr. Ahmad Raza Khan	(Ind)	46			Percentage of votes polled to registered votes = 47.68%
7. Mr. Muhammad Ilyas Qamar	(Ind)	39			
8. Mr. Muhammad Zafar	(Ind)	33			
		<u>51,907</u>			

1

5

4

3

2

PP-58 Faisalabad-XVI

1.	Ch. Muhammad Nazeer Ahmad	(JI)	31,306	48.37%	24.18%	Valid votes polled including postal ballot papers = 64,723
2.	Mr. Bader-ud-Din Ch.	(PDA)	27,440			Invalid votes polled = 405
3.	Haji Zulfiqar Ali	(Ind)	4,296			Total votes polled = 65,128
4.	Mr. Muhammad Bakhsh	(Ind)	742			Registered votes = 1,29,455
5.	Mr. Ghulam Nabi	(Ind)	280			Tendered votes = 1
6.	Mr. Muhammad Azam Butt	(Ind)	202			Percentage of votes polled to registered votes = 50.31%
7.	Mr. Muhammad Naeem	(PAT)	191			
8.	Mr. Muhammad Irshad Akhter	JUP (Noorani)	136			
9.	Mr. Muhammad Sadiq	(Ind)	41			
10.	Mr. Shahid Nazir	(Ind)	26			
11.	Mst. Kauser Parveen	(Ind)	24			
12.	Mr. Zulfiqar Ali Shahid	(Ind)	20			
13.	Mr. Ahsan-ul-Haq	JUI(F)	19			
			<u>64,723</u>			

PP-59 Faisalabad-XVII

1.	Ch. Sher Ali	(JI)	28,305	51.75%	26.35%	Valid votes polled including postal ballot papers = 54,694
2.	Mr. Muhammad Ismail	(PDA)	25,520			Invalid votes polled = 284
3.	Mr. Shaukat Baig	(Ind)	284			Total votes polled = 54,978
4.	Qari Muhammad Saeed Chishti	JUP (Noorani)	250			Registered votes = 1,07,416
5.	Sheikh Muhammad Rashid	(PAT)	163			Tendered votes = —
6.	Mr. Jan Muhammad Ansari	(Ind)	56			Percentage of votes polled to registered votes = 51.18%
7.	Mr. Muhammad Ashraf	(Ind)	41			
8.	Mian Muhammad Shafi	(Ind)	36			
9.	Ch. Muhammad Iqbal Ansari	(Ind)	29			
10.	Haji Muhammad Amin Bhatti	(Ind)	7			
11.	Al-Haj Mian Zulfiqar Ali Shahid	(Ind)	3			
			<u>54,694</u>			

PP-60 Faisalabad-XVIII

1.	Mr. Muhammad Anwar Ali Khan Balooch	(LJI)	24,224	54.07%	26.19%	Valid votes polled including postal ballot papers = 44,799
2.	Raja Safdar Hussain	(PDA)	19,435			Invalid votes polled = 224
3.	Mr. Muhammad Ashraf Sindhu	(Ind)	419			<u>Total votes polled = 45,023</u>
4.	Haji Ghulam Nabi	(Ind)	386			Registered votes = 92,478
5.	Mr. Muhammad Nawaz Nasim Wahila	(PAT)	175			Tendered votes = —
6.	Prof. Zulfiqar Zafar	(JAS)	129			Percentage of votes polled to registered votes = 48.69%
7.	Ch. Muhammad Sadiq	(Ind)	19			
8.	Al-Haj Mian Zulfiqar Ali Shahid	JUI(F)	12			
			<u>44,799</u>			

PP-61 Jhang-I

1.	Mr. Ali Hassan Raza Qazi	(PDA)	31,832	51.48%	24.31%	Valid votes polled including postal ballot papers = 61,830
2.	Maulana Manzoor Ahmad Chinioti	(LJI)	27,674			Invalid votes polled = 464
3.	Haji Abdul Mateen Khan	(Ind)	957			<u>Total votes polled = 62,294</u>
4.	Mr. Muhammad Ramzan	(Ind)	825			Registered votes = 1,30,949
5.	Ch. Abdul Rehman Tariq	(Ind)	216			Tendered votes = 3
6.	Mr. Abid Hussain Makhdoomzada Ansari	(Ind)	141			Percentage of votes polled to registered votes = 47.57%
7.	Mr. Moazzam Ashraf	(PDP)	82			
8.	Mr. Muhammad Naeem Fakhri	(Ind)	71			
9.	Syed Ahsan Raza	(Ind)	32			
			<u>61,830</u>			

	2	3	4	5
PP-62 Jhang-II				
1. Mr. Dost Muhammad Lali	(IJI)	21,581	45.61%	Valid votes polled including postal ballot papers = 47,315
2. Malik Ghulam Abbas	(PDA)	19,563	20.86%	Invalid votes polled = 378
3. Mehr Muhammad Saleem	(Ind)	5,578		<u>Total votes polled = 47,693</u>
4. Mehr Sarfraz Lali	(Ind)	593		Registered votes = 1,03,470
		<u>47,315</u>		Tendered votes = —
				Percentage of votes polled to registered votes = 46.09%
PP-63 Jhang-III				
1. Sardarzada Muhammad Tahir Shah	(Ind)	26,506	43.13%	Valid votes polled including postal ballot papers = 61,449
2. Haji Muhammad Hayat	(IJI)	25,156	22.06%	Invalid votes polled = 609
3. Mr. Sarfraz Khan	(Ind)	9,510		<u>Total votes polled = 62,058</u>
4. Mr. Zulfqar Ali Khan	(Ind)	277		Registered votes = 1,20,180
		<u>61,449</u>		Tendered votes = —
				Percentage of votes polled to registered votes = 51.64%
PP-64 Jhang-IV				
1. Mehr Muhammad Nawaz Khan	(IJI)	18,903	32.28%	Valid votes polled including postal ballot papers = 58,562
2. Mr. Liaqat	(Ind)	13,256	14.93%	Invalid votes polled = 556
3. Mr. Muhammad Zafar Ullah (Bharwana)	(Ind)	11,894		<u>Total votes polled = 59,118</u>
4. Mr. Aftab Ahmad	(Ind)	5,364		Registered votes = 1,26,642
5. Mr. Muhammad Jamal Khan	(Ind)	3,618		Tendered votes = 2
6. Mr. Macchia	(Ind)	3,388		Percentage of votes polled to registered votes = 46.68%
7. Mehr Hamayun Khan	(Ind)	2,139		
		<u>58,562</u>		

PP-65 Jhang-V

1.	Qari Esar-ul-Qasmi	(Ind)	27,958	46.74%	22.41%	Valid votes polled including postal ballot papers = 59,820
2.	Sh. Muhammad Iqbal	(JI)	18,585			Invalid votes polled = 490
3.	Haji Muhammad Jamil	(PDA)	10,281			<u>Total votes polled = 60,310</u>
4.	Dr. Abul Hassan	(Ind)	1,436			Registered votes = 1,24,750
5.	Mr. Muhammad Anees Ansari	(Ind)	599			Tendered votes = 11
6.	Haji Mehmood Ahmad	(Ind)	397			Percentage of votes polled to registered votes = 48.34%
7.	Mr. Riaz Majeed	(PAT)	220			
8.	Sh. Muhammad Akram	(Ind)	75			
9.	Sh. Muhammad Aslam	(Ind)	71			
10.	Mr. Siraj Din	(Ind)	62			
11.	Haji Abid Hussain	(Ind)	46			
12.	Mr. Hakim Ali	(Ind)	32			
13.	Mr. Hafiz-ud-Din Gadhi	(Ind)	15			
14.	Mr. Dilidar Ali	(Ind)	13			
15.	Sh. Muhammad Farooq, Advocate	(Ind)	13			
16.	Syed Sadiq Hussain Shah	JUI(F)	12			
17.	Mr. Munir Ahmad Shahid	(Ind)	5			
			<u>59,820</u>			

PP-66 Jhang-VI

1.	Mehr Muhammad Aslam Khan	(JI)	23,193	42.84%	19.29%	Valid votes polled including postal ballot papers = 54,139
2.	Mian Kiaz Hashmat Janjua	(Ind)	18,725			Invalid votes polled = 568
3.	Sahibzada Syed Habib Sultan	(PDA)	8,257			<u>Total votes polled = 54,707</u>
4.	Mr. Haq Nawaz	(Ind)	2,307			Registered votes = 1,20,229
5.	Mehr Mazhar Abbas	(Ind)	820			Tendered votes = 12
6.	Mehr Shahadat Khan	(Ind)	448			Percentage of votes polled to registered votes = 45.50%
7.	Mr. Muhammad Aslam Pervez	(Ind)	247			
8.	Mr. Muhammad Shafi Ijaz	JUI(F)	142			
			<u>54,139</u>			

	1	2	3	4	5
PP-67 Jhang-VII					
1.	Syed Chiragh Akbar Shah (PDA)	26,803	44.47%	20.07%	Valid votes polled including postal ballot papers = 60,274
2.	Mr. Ghulam Ahmad Gadi (JI)	21,117			Invalid votes polled = 497
3.	Syed Muhammad Shabbar Raza (Ind)	8,802			<u>Total votes polled = 60,771</u>
4.	Mst. Irshad Bibi (Ind)	2,839			Registered votes = 1,33,570
5.	Syed Asad Hayat Shah (Ind)	474			Tendered votes = 2
6.	Mr. Ghulam Akbar (Ind)	239			Percentage of votes polled to registered votes = 45.50%
		<u>60,274</u>			
PP-68 Jhang-VIII					
1.	Mr. Ghazanfar Ali Khan (JI)	22,398	38.33%	19.48%	Valid votes polled including postal ballot papers = 58,437
2.	Haji Mian Muhammad Azam (PDA)	20,522			Invalid votes polled = 402
3.	Makhdoom Iftikhar Hussain Shah (Ind)	7,561			<u>Total votes polled = 58,839</u>
4.	Mian Zafar Ali (Ind)	7,223			Registered votes = 1,14,975
5.	Haji Mian Muhammad Akram (Ind)	336			Tendered votes = 3
6.	Mr. Tariq Afzaal (Ind)	317			Percentage of votes polled to registered votes = 51.18%
7.	Haji Allah Dad Khan (Ind)	80			
		<u>58,437</u>			

PP-69 Jhang-IX

1.	Mr. Muzaffar Ali Khan	(IJI)	36,884	64.74%	31.28%	Valid votes polled including postal ballot papers = 56,976
2.	Sahibzada Sultan Khizar Hayat	(PDA)	11,840			
3.	Mr. Manzar Abbas Khan	(Ind)	6,339			Invalid votes polled = 419
4.	Rana Muhammad Mehmood Ali	(Ind)	1,490			
5.	Rana Murad Ali Khan	(Ind)	196			<u>Total votes polled = 57,395</u>
6.	Mr. Muhammad Hassan	(Ind)	117			
7.	Jam Sikandar Hayat	(Ind)	58			Registered votes = 1,17,903
8.	Mr. Safdar Ali Khan	(Ind)	52			
			<u>56,976</u>			Tendered votes = ---
						Percentage of votes polled to registered votes = 48.68%

PP-70 Jhang-X

1.	Mr. Akhtar Abbass Bharwana	(IJI)	33,314	53.82%	28.24%	Valid votes polled including postal ballot papers = 61,899
2.	Mr. Umar Ali	(PDA)	27,057			
3.	Mr. Khalid Ghani Chaudhry	(PAT)	1,281			Invalid votes polled = 472
4.	Mr. Muqaddar Javed	(Ind)	135			
5.	Mr. Zubair Ahmed Bhatti	(Ind)	112			<u>Total votes polled = 62,371</u>
			<u>61,899</u>			
						Tendered votes = ---
						Percentage of votes polled to registered votes = 52.86%

5

4

3

2

1

Valid votes polled including postal ballot papers	=	65,892
Invalid votes polled	=	530
<u>Total votes polled</u>	=	<u>66,422</u>
Registered votes	=	1,26,409
Tendered votes	=	---
Percentage of votes polled to registered votes	=	52.55%

PP-71 Toba Tek Singh-I

1.	Mr. Riaz Fatiana	(JI)	35,250	53.50%	27.89%	65,892
2.	Sardar Altaf Hussain	(Ind)	29,286			
3.	Rai Imtiaz Ahmed Khan	(PDA)	428			
4.	Mr. Tehmasip Saeed Khan	(PAT)	191			
5.	Mr. Aftab Iqbal Khan	(Ind)	142			
6.	Sardar Saeed Anwar	(Ind)	113			
7.	Mr. Muhammad Zakriya	(Ind)	80			
8.	Mr. Muhammad Altaf	(Ind)	71			
9.	Mr. Muhammad Binayamin	(Ind)	54			
10.	Mr. Muhammad Shahzad	(Ind)	42			
11.	Mr. Altaf Hussain	(Ind)	41			
12.	Mr. Anjad Ali Khan	(Ind)	40			
13.	Mian Khizar Hayat Khan	(Ind)	39			
14.	Mr. Anjad Yaquub	(Ind)	34			
15.	Mr. Zahoor-ul-Haq	(Ind)	26			
16.	Sardar Ghulam Abbas Khan Gadhi	(Ind)	16			
17.	Rana Abdul Majeed Khan	(Ind)	15			
18.	Mr. Asghar Ali Goga	(Ind)	13			
19.	Haji Zahoor Hussain	(Ind)	11			

Valid votes polled including postal ballot papers	=	61,141
Invalid votes polled	=	334
<u>Total votes polled</u>	=	<u>61,475</u>
Registered votes	=	1,18,120
Tendered votes	=	---
Percentage of votes polled to registered votes	=	52.04%

PP-72 Toba Tek Singh-II						
1.	Makhdoom Syed Ali Raza Shah	(JI)	41,085	67.20%	34.78%	61,141
2.	Major (Retd.) Ahmad Nawaz	(PDA)	15,968			
3.	Mr. Liaquat Ali s/o Iqbal Muhammad	(PAT)	3,630			
4.	Makhdoom Javed Hussain Shah	(Ind)	322			
5.	Ch. Liaquat Ali s/o Muhammad Shafi	(Ind)	110			
6.	Syed Iftikhar Hussain Shah	(Ind)	26			

PP-73 Toba Tek Singh-III

1.	Mr. Abdul Sattar	(JJI)	31,518	50.58%	28.60%	Valid votes polled including postal ballot papers = 62,316
2.	Mr. Muhammad Ashfaq	(PDA)	18,104			
3.	Mr. Muhammad Latif	(Ind)	12,437			Invalid votes polled = 322
4.	Mian Muhammad Ashfaq	(Ind)	257			
			<u>62,316</u>			<u>Total votes polled = 62,638</u>
						Registered votes = 1,10,217
						Tendered votes = 35
						Percentage of votes polled to registered votes = 56.83%

PP-74 Toba Tek Singh-IV

1.	Sardar Muhammad Murad Khan	(JJI)	39,238	63.71%	35.45%	Valid votes polled including postal ballot papers = 61,586
2.	Mr. Noor Ahmad Mahi	(PDA)	12,098			
3.	Ch. Muhammad Akram	(Ind)	9,748			Invalid votes polled = 353
4.	Mr. Muhammad Sharif Ajiz	JUP (Noorani)	388			
5.	Ch. Muhammad Ashraf	(Ind)	114			<u>Total votes polled = 61,939</u>
			<u>61,586</u>			<u>Registered votes = 1,10,685</u>
						Tendered votes = 11
						Percentage of votes polled to registered votes = 55.96%

PP-75 Toba Tek Singh-V

1.	Haji Ghulam Rabbani	(JJI)	36,436	58.87%	33.07%	Valid votes polled including postal ballot papers = 61,891
2.	Ch. Ihsanul Haq	(PDA)	23,247			
3.	Mr. Khalid Hussain	(PAT)	1,373			Invalid votes polled = 306
4.	Mr. Tufeeq Ahmad Khan	(Ind)	546			<u>Total votes polled = 62,197</u>
5.	Mr. Rashid Ahmed	(Ind)	129			Registered votes = 1,10,193
6.	Mr. Muhammad Yaqoob	PPI (MHK)	98			Tendered votes = ---
7.	Mr. Muhammad Arshad	(Ind)	62			Percentage of votes polled to registered votes = 56.44%
			<u>61,891</u>			

PP-76 Toba Tek Singh-VI

1. Mr. Arujad Ali Warriach
2. Mr. Muzaffar Ahmed Cheema
3. Mr. Muhammad Hussain
4. Mr. Mushtaq Ahmed Ishtiaq

Valid votes polled including postal ballot papers	=	55,566
Invalid votes polled	=	130
<u>Total votes polled</u>	=	<u>55,696</u>
Registered votes	=	1,08,033
Tendered votes	=	4
Percentage of votes polled to registered votes	=	51.55%

4

3

2

(LJI)
(PDA)
(PAT)
(Ind)

35,215
18,350
1,574
427
55,566

63.38%

32.60%

PP-77 Gujranwala-I

1. Raja Khaliq Ullah Khan
2. Ch. Ijaz Ahmad Samma
3. Ch. Mustansar Ali Gondal
4. Khawaja Omar Farooq
5. Malik Abdul Rehman
6. Mr. Jameel Asghar

Valid votes polled including postal ballot papers	=	63,423
Invalid votes polled	=	358
<u>Total votes polled</u>	=	<u>63,781</u>
Registered votes	=	1,16,245
Tendered votes	=	---
Percentage of votes polled to registered votes	=	54.87%

28.58%

52.38%

33,218
22,096
4,046
2,953
741
369
63,423

(LJI)
(PDA)
(PAT)
(Ind)
(Ind)
(Ind)

PP-78 Gujranwala-II

1. Ch. Hamid Nasir Chatha
2. Mian Sajid Hussain Tarar
3. Haji Ijaz Ahmad
4. Mr. Akhtar Hussain

Valid votes polled including postal ballot papers	=	61,295
Invalid votes polled	=	312
<u>Total votes polled</u>	=	<u>61,607</u>
Registered votes	=	1,16,311
Tendered votes	=	---
Percentage of votes polled to registered votes	=	52.97%

39.19%

74.36%

45,577
15,074
474
170
61,295

(LJI)
(PDA)
(Ind)
(Ind)

PP-79 Gujranwala-III

1.	Mr. Noor Muhammad	(LJI)	12,649	24.25%	11.46%	Valid votes polled including postal ballot papers = 52,166
2.	Mr. Jamshed Abbas Thabim	(PDA)	12,329			Invalid votes polled = 370
3.	Malik Fiaz Ahmed	(Ind)	11,625			<u>Total votes polled = 52,535</u>
4.	Brig. (Retd.) Iftikhar Bashir	(Ind)	7,813			Registered votes = 1,10,370
5.	Syed Shabbir Hussain Shah	(Ind)	3,761			Tendered votes = ---
6.	Mr. Muhammad Iqbal Hunjra	(Ind)	2,116			Percentage of votes polled to registered votes = 47.60%
7.	Mr. Salim Javed Rathore	(Ind)	1,872			
			<u>52,165</u>			

PP-80 Gujranwala-IV

1.	Ch. Mehdi Hassan Bhatti	(LJI)	34,319	59.26%	29.76%	Valid votes polled including postal ballot papers = 57,910
2.	Ch. Sarfraz Khan	(PDA)	22,025			Invalid votes polled = 242
3.	Mr. Liaqat Hussain	(Ind)	1,289			<u>Total votes polled = 58,152</u>
4.	Mr. Javid Rashid Theem	(Ind)	277			Registered votes = 1,15,310
			<u>57,910</u>			Tendered votes = ---
						Percentage of votes polled to registered votes = 50.43%

PP-81 Gujranwala-V

1.	Mian Intisar Hussain	(LJI)	26,097	51.27%	23.12%	Valid votes polled including postal ballot papers = 50,899
2.	Mian Shahid Hussain Bhatti	(PDA)	15,435			Invalid votes polled = 390
3.	Haji Imdadullah Khan	(Ind)	8,212			<u>Total votes polled = 51,289</u>
4.	Mian Naseer Hussain Bhatti	(Ind)	998			Registered votes = 1,12,885
5.	Haji Sarang Khan	(Ind)	157			Tendered votes = 1
			<u>50,899</u>			Percentage of votes polled to registered votes = 45.43%

1

2

3

4

5

PP-82 Gujranwala-VI

1. Mr. Khalid Javaid Virk
2. Ch. Bashir Ahmed
3. Mr. Mohammad Siddique Butt
4. Rao Ishtiaq Ali Khan

	31,391	52.47%	31.19%	Valid votes polled including = 59,824 postal ballot papers
(LJI)	28,181			Invalid votes polled = 377
(PDA)	165			<u>Total votes polled = 60,201</u>
(Ind)	87			Registered votes = 1,00,640
(Ind)	<u>59,824</u>			Tendered votes = —
				Percentage of votes polled = 59.82% to registered votes

PP-83 Gujranwala-VII

1. Ch. Abdul Wakeel Khan
2. Sardar Zulfiqar Ahmed Khan
3. Mr. Maqsood Ahmed Butt
4. Ch. Taj Din Phulanwali Sarkar
5. Mr. Ghulam Mustafa
6. Mr. Muhammad Riaz Chishti

	38,778	79.78%	35.30%	Valid votes polled including = 48,604 postal ballot papers
(LJI)	7,191			Invalid votes polled = 294
(PDA)	2,147			<u>Total votes polled = 48,898</u>
(Ind)	289			Registered votes = 1,09,860
(Ind)	141			Tendered votes = —
(Ind)	58			Percentage of votes polled = 44.51% to registered votes
	<u>48,604</u>			

PP-84 Gujranwala-VIII

1. Mr. Zafar Ullah Cheema
2. Ch. Mahboob Elahi
3. Mr. Mohammad Asif Khan
4. Mr. Ghulam Mustafa
5. Ch. Saleem Ullah Sohal
6. Ch. Mohammad Nawaz Cheema
7. Ch. Qamar Elahi

	45,547	78.70%	42.59%	Valid votes polled including = 57,877 postal ballot papers
(LJI)	8,983			Invalid votes polled = 283
(PDA)	2,599			<u>Total votes polled = 58,160</u>
(Ind)	625			Registered votes = 1,06,947
(Ind)	57			Tendered votes = —
(Ind)	36			Percentage of votes polled = 54.38% to registered votes
(Ind)	30			
	<u>57,877</u>			

PP-85 Gujranwala-IX

1. Mr. Muhammad Iqbal
2. Ch. Khalid Zafar
3. Rana Abdul Ghafar Khan
4. Mr. Aleem-ud-Din Khan
5. Mr. Sabar Ali Chaudhry
6. Mr. Ahsan Iqbal Jamil
7. Rana Abdul Rauf

(LJI)	39,446	77.14%	39.71%	Valid votes polled including postal ballot papers = 51,134
(PDA)	6,741			Invalid votes polled = 306
(Ind)	3,964			<u>Total votes polled = 51,440</u>
(Ind)	474			Registered votes = 99,330
JUP (Noorani)	244			Tendered votes = —
(Ind)	186			Percentage of votes polled to registered votes = 51.79%
(Ind)	79			
	<u>51,134</u>			

PP-86 Gujranwala-X

1. Mr. Muhammad Azam Cheema
2. Mr. Imtiaz Safdar Warraich
3. Mian Shaukat Ali

(LJI)	28,570	52.04%	27.38%	Valid votes polled including postal ballot papers = 54,899
(PDA)	24,649			Invalid votes polled = 544
(Ind)	1,680			<u>Total votes polled = 55,443</u>
	<u>54,899</u>			Registered votes = 1,04,330
				Tendered votes = —
				Percentage of votes polled to registered votes = 53.14%

PP-87 Gujranwala-XI

1. Ch. Shahid Akram Bhinder
2. Mian Azhar Hassan Dar
3. Mr. Muhammad Sohaib
4. Mr. Sultan Mehmood
5. Sh. Mukhtar Ahmad

(LJI)	32,311	69.33%	36.99%	Valid votes polled including postal ballot papers = 46,605
(PDA)	12,516			Invalid votes polled = 259
(Ind)	1,280			<u>Total votes polled = 46,864</u>
(PAT)	348			Registered votes = 87,346
(Ind)	150			Tendered votes = —
	<u>46,605</u>			Percentage of votes polled to registered votes = 53.65%

5

4

3

2

1

	2	3	4	5
PP-88 Gujranwala-XII				
1. Mehr Muhammad Saleem	(LI)	28,698	53.29%	Valid votes polled including postal ballot papers = 53,850
2. Kh. Abdul Majid Rathore	(PDA)	19,364	23.59%	Invalid votes polled = 403
3. Mr. Muhammad Anwar	(Ind)	3,938		Total votes polled = 54,253
4. Mr. Waqqas Malik	(Ind)	640		Registered votes = 1,21,650
5. Mr. Mushtaq Ahmad Khan	(PAT)	242		Tendered votes = —
6. Kh. Muhammad Amjad Rathore	(Ind)	206		Percentage of votes polled to registered votes = 44.60%
7. Mr. Riaz Mehmud Bajwa	(Ind)	201		
8. Mr. Fazal Ahmad	(Ind)	122		
9. Mr. Sikandar Raza Rajput	(Ind)	104		
10. Ch. Abdul Ghafoor	(Ind)	100		
11. Mr. Farooq Ahmad Butt	(Ind)	66		
12. Dr. Syed Shabbir Hussain Gillani	JUP (Noorani)	50		
13. Mr. Khalid Hussein	(Ind)	40		
14. Mr. Muhammad Ali	(Ind)	39		
15. Mr. Muhammad Ikram	(Ind)	32		
16. Sardar Muhammad Aslam Zia, Advocate	(Ind)	4		
17. Ch. Arif Shafi	(Ind)	4		
				<u>53,850</u>

PP-89 Gujranwala-XIII

1.	Mr. Usman Ibrahim	(IJI)	28,146	56.85%	27.50%	Valid votes polled including postal ballot papers = 49,507
2.	Haji Muhammad Younis Khokhar	(PDA)	18,601			
3.	Haji Muhammad Saeed Bhatti	(Ind)	1,216			Invalid votes polled = 323
4.	Mr. Kaleem Ullah Butt	(Ind)	537			
5.	Mr. Muhammad Shafi	(Ind)	396			
6.	Mr. Muhammad Shabbir Tehseen	(PAT)	319			<u>Total votes polled = 49,830</u>
7.	Mr. Naeem Asif	(Ind)	186			Registered votes = 1,02,332
8.	Mr. Muhammad Afzal Khokhar	(Ind)	40			Tendered votes = —
9.	Rana Tehseen Ahmad	(Ind)	37			Percentage of votes polled to registered votes = 48.69%
10.	Haji Muhammad Ishaque	(Ind)	29			
			<u>49,507</u>			

PP-90 Gujranwala-XIV

1.	Mr. S. A. Hameed	(IJI)	27,778	53.28%	24.00%	Valid votes polled including postal ballot papers = 52,136
2.	Babu Muhammad Munir	(PDA)	22,904			
3.	Mr. Khalid Habib Butt	JUP (Noorani)	354			Invalid votes polled = 527
4.	Mr. Muhammad Nazir	(Ind)	343			<u>Total votes polled = 52,663</u>
5.	Mr. Muhammad Riaz Butt	(PAT)	303			Registered votes = 1,15,729
6.	Sheikh Muhammad Riaz	(Ind)	179			Tendered votes = —
7.	Mr. Muhammad Zubair	(Ind)	137			Percentage of votes polled to registered votes = 45.51%
8.	Mr. Muhammad Shabbir	(Ind)	50			
9.	Khawaja Muhammad Afzal	(Ind)	45			
10.	Mr. Khalid Hafeez Khan	(Ind)	43			
			<u>52,136</u>			

1

5

PP-91 Gujrat-I

1.	Mian Imran Masud	(IJI)	33,576	55.01%	28.09%	Valid votes polled including postal ballot papers = 61,036
2.	Mr. Ali Haroon Shah	(PDA)	25,749			Invalid votes polled = 424
3.	Mr. Abdul Majeed Mirza	(Ind)	756			<u>Total votes polled = 61,460</u>
4.	Mr. Muhammad Jamil	(PAT)	397			Registered voters = 1,19,520
5.	Mr. Lateef Sultan	(Ind)	302			Tendered votes = —
6.	Mian Haroon Masud	(Ind)	111			Percentage of votes polled to registered votes = 51.42%
7.	Mian Tariq Pervaiz	(Ind)	57			
8.	Chaudhry Shafiqat Mohsin Arain	(Ind)	42			
9.	Ch. Muhammad Shafi	(Ind)	27			
10.	Syed Kazim Hussain Shah	(Ind)	19			
			<u>61,036</u>			

PP-92 Gujrat-II

1.	Ch. Ghulam Sarwar	(IJI)	39,484	60.98%	33.12%	Valid votes polled including postal ballot papers = 64,754
2.	Nawabzada Muzafar Ali	(PDA)	23,591			Invalid votes polled = 362
3.	Ch. Muhammad Nawaz	(PAT)	889			<u>Total votes polled = 65,116</u>
4.	Mr. Safdar Ali	(Ind)	790			Registered voters = 1,19,203
			<u>64,754</u>			Tendered votes = 1
						Percentage of votes polled to registered votes = 54.63%

PP-93 Gujrat-III

1.	Mr. Wajahat Hussain	(JI)	57,572	76.95%	40.67%	Valid votes polled including postal ballot papers = 74,818
2.	Ch. Gul Nawaz Khan	(PDA)	15,281			
3.	Mr. Muhammad Zaman Khokhar	(Ind)	886			Invalid votes polled = 407
4.	Mr. Muhammad Akram Gondal	(PAT)	427			
5.	Ch. Nisar Ahmad	(Ind)	403			<u>Total votes polled = 75,225</u>
6.	Mr. Muhammad Siddique	(Ind)	249			Registered votes = 1,41,545
			<u>74,818</u>			Tendered votes = —
						Percentage of votes polled to registered votes = 53.15%

PP-94 Gujrat-IV

1.	Ch. Pervaiz Ellahi	(JI)	47,560	71.70%	39.44%	Valid votes polled including postal ballot papers = 66,330
2.	Mian Abdul Rashid Paganwala	(PDA)	17,169			Invalid votes polled = 314
3.	Mr. Abdul Jabbar	(Ind)	468			<u>Total votes polled = 66,644</u>
4.	Ch. Muhammad Aslam Waraich	(PAT)	347			Registered votes = 1,20,588
5.	Mr. Muhammad Ashraf	(Ind)	293			Tendered votes = —
6.	Mr. Sajjad Ahmed	(Ind)	162			Percentage of votes polled to registered votes = 55.27%
7.	Pir Muhammad Afzal Qadri	JUP (Noorani)	155			
8.	Mr. Muhammad Bashir Ahmed	(Ind)	96			
9.	Mr. Zahid Hussain	(Ind)	49			
10.	Mian Muhammad Saeed Paganwala	(Ind)	31			
			<u>66,330</u>			

	1	2	3	4	5
PP-95 Gujrat-V					
1. Ch. Muhammad Farooq	(LJI)	27,315	35.87%	19.80%	Valid votes polled including postal ballot papers = 76,146
2. Mr. Liaquat Ali	(Ind)	20,165			Invalid votes polled = 661
3. Raja Kamran Afzal	(Ind)	11,810			<u>Total votes polled = 76,807</u>
4. Ch. Muhammad Fayyaz	(PDA)	8,801			Registered votes = 1,37,952
5. Dr. Muhammad Asghar Ch.	(Ind)	6,727			Tendered votes = —
6. Raja Muhammad Asghar	(PAT)	573			Percentage of votes polled to registered votes = 55.68%
7. Ch. Imtiaz Ahmed	(Ind)	226			
8. Mr. Muhammad Younas	JUP (Noorani)	156			
9. Mr. Muhammad Arshad	(Ind)	132			
10. Mr. Noor Muhammad Nasir	(Ind)	127			
11. Haji Abdul Qayyum Raja	(Ind)	66			
12. Mr. Muhammad Zulfiqar Hussain Sahi	(Ind)	48			
		<u>76,146</u>			

PP-96 Gujrat-VI					
1. Ch. Muhammad Aslam	(LJI)	36,634	58.44%	29.47%	Valid votes polled including postal ballot papers = 62,690
2. Ch. Muhammad Safdar	(PDA)	23,094			Invalid votes polled = 390
3. Ex-Major Aftab Ahmed	(Ind)	1,290			<u>Total votes polled = 63,080</u>
4. Dr. Haji Ahmed Bhatti	(Ind)	835			Registered votes = 1,24,267
5. Raja Fazal-ur-Rehman	(PAT)	782			Tendered votes = —
6. Ch. Riaz Ahmed	(Ind)	55			Percentage of votes polled to registered votes = 50.76%
		<u>62,690</u>			

PP-97 Gujrat-VII

1.	Mian Tariq Mahmood	(JJ)	41,851	52.69%	28.41%	Valid votes polled including postal ballot papers = 79,431
2.	Mian Muhammad Afzal Hayat	(PDA)	30,517			
3.	Mr. Nausherwan Aslam	(Ind)	3,263			Invalid votes polled = 634
4.	Mr. Muhammad Razzaq	(Ind)	1,559			
5.	Ch. Muhammad Aslam	(Ind)	1,528			
6.	Mian Muhammad Aslam	(Ind)	372			<u>Total votes polled = 80,065</u>
7.	Mian Muhammad Anjad Hayat	(Ind)	147			Registered votes = 1,47,310
8.	Mian Anjad Mahmood	(Ind)	74			Tendered votes = 5
9.	Mr. Muhammad Abdullah	(Ind)	64			Percentage of votes polled to registered votes = 54.35%
10.	Mr. Arshad Mahmood Khan	(Ind)	56			
			<u>79,431</u>			

PP-98 Gujrat-VIII

1.	Mian Waheed-ud-Din	(JJ)	42,930	56.72%	26.35%	Valid votes polled including postal ballot papers = 75,690
2.	Ch. Muhammad Aslam	(PDA)	29,845			
3.	Mr. Feroz	(Ind)	1,453			Invalid votes polled = 526
4.	Haji Abdul Majid	(PAT)	451			<u>Total votes polled = 76,216</u>
5.	Mr. Nazir Ali	(Ind)	450			Registered votes = 1,62,899
6.	Mr. Muhammad Nazir	(Ind)	420			Tendered votes = —
7.	Mr. Muhammad Ashraf	(Ind)	91			Percentage of votes polled to registered votes = 46.79%
8.	Mr. Sajid Nadeem Shafi (Retired)	(Ind)	50			
			<u>75,690</u>			

	1	2	3	4	5
PP-99 Gujrat-IX					
1. Pir Muhammad Yaqub Shah	(LJ)	27,594	46.66%	19.11%	Valid votes polled including = 59,133 postal ballot papers
2. Ch. Ghulam Rasul, Advocate	(PDA)	16,238			Invalid votes polled = 435
3. Mr. Muhammad Tariq Tarrar	JUP(Noorani)	12,599			<u>Total votes polled = 59,568</u>
4. Mr. Manzoor Hussain Tarrar	(PAT)	866			Registered votes = 1,44,371
5. Mr. Saeed Muhammad	(Ind)	731			Tendered votes = —
6. Dr. Khalid Chohan	(Ind)	600			Percentage of votes polled = 41.26% to registered votes
7. Mr. Imtiaz Hussain	(Ind)	236			
8. Mr. Nazar Muhammad	(Ind)	182			
9. Mr. Muhammad Bashir Saithi	(Ind)	87			
		<u>59,133</u>			
PP-100 Gujrat-X					
1. Mr. Muhammad Afzal Chann	(LJ)	28,794	58.67%	23.52%	Valid votes polled including = 49,076 postal ballot papers
2. Ch. Muhammad Irshad	(PAT)	10,330			Invalid votes polled = 313
3. Mr. Muhammad Hayat	(PDA)	9,491			<u>Total votes polled = 49,389</u>
4. Mr. Lal Khan	(Ind)	329			Registered votes = 1,22,430
5. Mr. Liaqat Khan	(Ind)	132			Tendered votes = —
		<u>49,076</u>			Percentage of votes polled = 40.34% to registered votes

PP-101 Gujrat-XI

1.	Ch. Ikram Ullah Ranjha	(LJI)	14,072	33.22%	12.75%	Valid votes polled including postal ballot papers = 42,359
2.	Mr. Ahmad Yar	(Ind)	10,999			Invalid votes polled = 310
3.	Mr. Altaf Ahmad Ranjha	(PDA)	10,278			Total votes polled = 42,669
4.	Mr. Munawar Iqbal	(Ind)	5,422			Registered votes = 1,10,375
5.	Maj. (Retd.) Muhammad Nawaz	(Ind)	826			Tendered votes = —
6.	Mr. Muhammad Sharif	(Ind)	423			Percentage of votes polled to registered votes = 38.66%
7.	Mr. Muhammad Ashraf	(PAT)	339			
			<u>42,359</u>			

PP-102 Sialkot-I

1.	Mr. Ijaz Ahmad Sheikh	(LJI)	29,049	73.48%	30.99%	Valid votes polled including postal ballot papers = 39,531
2.	Mr. Muhammad Sajjad Dar	(PDA)	10,007			Invalid votes polled = 211
3.	Ch. Sarfraz Ahmad	(PAT)	311			Total votes polled = 39,742
4.	Mr. Muhammad Akbar Sufi	(Ind)	93			Registered votes = 93,747
5.	Mirza Chiragh Din	(Ind)	71			Tendered votes = 1
			<u>39,531</u>			Percentage of votes polled to registered votes = 42.39%

5

4

3

2

1

PP-103 Sialkot-II

1.	Chaudhry Akhtar Ali	(IJI)	31,826				Valid votes polled including postal ballot papers = 50,595
2.	Khawaja Muhammad Yousaf	(PDA)	15,016				Invalid votes polled = 409
3.	Sh. Allah Ditta Sethi	(Ind)	1,300				
4.	Kh. Shaikat Ali Rathore	PML (Q)	640				Total votes polled = 51,004
5.	Mr. Muhammad Bashir	(Ind)	553				Registered votes = 1,16,018
6.	Mr. Muhammad Islam	(PAT)	470				Tendered votes = —
7.	Mr. Abdul Qadir	(Ind)	353				Percentage of votes polled to registered votes = 43.96%
8.	Hafiz Sarfraz Ahmad	JUP (Noorani)	135				
9.	Mr. Muhammad Nawaz	(Ind)	90				
10.	Mr. Ashiq Hussain	(Ind)	75				
11.	Rana Farhat Ali	(Ind)	63				
12.	Professor Amin Javed	(Ind)	46				
13.	Mr. Nasir Ali	(Ind)	28				
			<u>50,595</u>				

27.43%

62.90%

PP-104 Sialkot-III

1.	Mr. Khush Akhtar Sobhani	(IJI)	42,960				Valid votes polled including postal ballot papers = 62,696
2.	Mr. Idrees Bajwa	(PDA)	18,812				Invalid votes polled = 360
3.	Lt. Col. (Retd.) Mushtaq Ahmad	(Ind)	379				Total votes polled = 63,056
4.	Sufi Manzoor Hussain	(PAT)	333				Registered votes = 1,21,908
5.	Mr. Saleem Khan (Retired)	(Ind)	145				Tendered votes = —
6.	Mr. Muhammad Anwar	(Ind)	48				Percentage of votes polled to registered votes = 51.72%
7.	Sh. Allah Ditta Sethi	(Ind)	19				
			<u>62,696</u>				

35.24%

68.52%

PP-105 Sialkot-IV

1.	Rana Shamim Ahmed Khan	(LJI)	39,786	67.54%	32.04%	Valid votes polled including postal ballot papers = 58,908
2.	Mr. Ijaz Hussain	(PDA)	15,134			Invalid votes polled = 393
3.	Rana Abdullah Khan.	PPI (MHK)	2,286			Total votes polled = 59,301
4.	Mr. Muhammad Javaid	(Ind)	902			Registered votes = 1,24,189
5.	Ch. Ahmed Din	(PAT)	351			Tendered votes = —
6.	Ch. Muhammad Sarwar	(Ind)	196			Percentage of votes polled to registered votes = 47.75%
7.	Syed Zaffar Iqbal Kirmani	(Ind)	188			
8.	Mr. Nazir Ahmed Awan	(Ind)	65			
			<u>58,908</u>			

PP-106 Sialkot-V

1.	Ch. Akhtar Ali	(LJI)	44,096	72.85%	37.20%	Valid votes polled including postal ballot papers = 60,530
2.	Dr. Mahfooz Ahmad Cheema	(PDA)	14,128			Invalid votes polled = 320
3.	Mr. Mukhtar Ahmad	(Pr. PP)	859			Total votes polled = 60,850
4.	Rana Nisar Ahmad	(PAT)	477			Registered votes = 1,18,526
5.	Pirzada Syed Saeed Ahmed Shah	(Ind)	375			Tendered votes = —
6.	Ch. Zulfiqar Ahmad	(Ind)	299			Percentage of votes polled to registered votes = 51.34%
7.	Sh. Allah Ditta Sethi	PML (Q)	296			
			<u>60,530</u>			

1

2

3

4

5

PP-107 Sialkot-VI

1. Ch. Sadaqat Ali
2. Mr. Ejaz Ahmad Cheema
3. Mr. Abdul Hafiz Akmal
4. Pizada Syed Saeed Ahmad Shah
5. Mr. Muhammad Yousaf Cheema

Valid votes polled including postal ballot papers	=	62,480
Invalid votes polled	=	361
<u>Total votes polled</u>	=	<u>62,841</u>
Registered voters	=	1,10,150
Tendered votes	=	—
Percentage of votes polled to registered voters	=	57.05%

PP-108 Sialkot-VII

1. Syed Ifkhar-ul-Hassan Shah
2. Mr. Muhammad Khalid
3. Mr. Tariq Mahmood
4. Ch. Inayat Rasool (Retired)
5. Ch. Ejaz Hussain Asif (Retired)

Valid votes polled including postal ballot papers	=	47,952
Invalid votes polled	=	144
<u>Total votes polled</u>	=	<u>48,096</u>
Registered voters	=	96,170
Tendered votes	=	—
Percentage of votes polled to registered voters	=	50.01%

45.29%

90.82%

PP-109 Sialkot-VIII

1. Mr. Sikandar Hayat
2. Mr. Munawar Ali
3. Mr. Muhammad Yaqub
4. Ch. Muhammad Nasir Khan
5. Alhaj Sh. Allah Ditta Sethi
6. Ch. Abdul Sattar
7. Mr. Khan Bahadur

Valid votes polled including postal ballot papers	=	58,468
Invalid votes polled	=	403
<u>Total votes polled</u>	=	<u>58,871</u>
Registered voters	=	1,06,316
Tendered votes	=	—
Percentage of votes polled to registered voters	=	55.37%

35.30%

64.18%

58,468

PP-110 Sialkot-IX

1.	Mr. Muhammad Naseer Khan	(LJI)	26,368	46.91%	23.77%	Valid votes polled including postal ballot papers = 56,213
2.	Syed Kaleem Abbas	(PDA)	10,681			
3.	Mr. Fazal Elahi Sethi	PML (Q)	9,089			Invalid votes polled = 320
4.	Rana Muhammad Shafique Khan Pasruri	(JAH)	7,889			<u>Total votes polled = 56,533</u>
5.	Mr. Muhammad Yousaf	(PAT)	1,875			
6.	Mr. S. Akhtar Hussain Rizvi	(Ind)	272			Registered votes = 1,10,940
7.	Mr. Rafique Ahmad Bajawa	(Ind)	39			Tendered votes = —
			<u>56,213</u>			Percentage of votes polled to registered votes = 50.96%

PP-111 Sialkot-X

1.	Ch. Ghulam Ahmad Khan	(LJI)	44,010	75.28%	37.49%	Valid votes polled including postal ballot papers = 58,458
2.	Malik Nazar Abbas	(PDA)	12,605			
3.	Thaker Nasrur Hameed	(PDP)	932			Invalid votes polled = 305
4.	Syed Saeed-ul-Hassan	PML (Q)	644			<u>Total votes polled = 58,763</u>
5.	Mr. Muhammad Asghar Bhatti	(Ind)	138			Registered votes = 1,17,392
6.	Mr. Maqsood Ahmed	(Ind)	95			Tendered votes = —
7.	Mr. Mansoor Sarwar Khan (Retired)	(Ind)	34			Percentage of votes polled to registered votes = 50.06%
			<u>58,458</u>			

PP-112 Sialkot-XI

1.	Sahibzada Syed Mazhar-ul-Hassan alias Chan Pir	(LJI)	32,955	74.52%	32.72%	Valid votes polled including postal ballot papers = 44,221
2.	Mr. Anwar Ali Butt	(PDA)	10,883			Invalid votes polled = 160
3.	Mr. Taufique-ul-Zaman Butt	(PAT)	383			<u>Total votes polled = 44,381</u>
			<u>44,221</u>			Registered votes = 1,00,725
						Tendered votes = —
						Percentage of votes polled to registered votes = 44.06%

	1	2	3	4	5
PP-113 Sialkot-XII					
1.	Mian Nawaz Sharif	(IJI)	39,838	82.33%	Valid votes polled including postal ballot papers = 48,389
2.	Mr. Arif Khan	(PDA)	7,004		Invalid votes polled = 99
3.	Mr. Shakeel Akhtar	(Ind)	805		<u>Total votes polled = 48,488</u>
4.	Ch. Muhammad Riaz	(PAT)	455		
5.	Mr. Muhammad Yaqoob Khan	(Ind)	155		Registered votes = 1,03,811
6.	Mr. Nisar Ahmad Khan	(Ind)	80		Tendered votes = 8
7.	Mr. Muhammad Akmal Latif Khan	(Ind)	52		Percentage of votes polled to registered votes = 46.71%
			<u>48,389</u>		

PP-114 Sialkot-XIII					
1.	Mr. Attiq-ur-Rehman	(IJI)	22,984	44.11%	Valid votes polled including postal ballot papers = 52,112
2.	Mr. Muhammad Tariq Anees	(Ind)	17,414	20.58%	Invalid votes polled = 564
3.	Mr. Abdur Razaq	(PAT)	4,327		<u>Total votes polled = 52,676</u>
4.	Maulana Ghias-ud-Din	(PDA)	3,752		Registered votes = 1,11,681
5.	Ch. Shaukat Ali	(Ind)	1,641		Tendered votes = —
6.	Mr. Manzoor Ahmad	(Ind)	789		Percentage of votes polled to registered votes = 47.17%
7.	Mr. Muhammad Siddiq Ansari	PML (Q)	574		
8.	Mr. Irshad Khan	PPI (MHK)	288		
9.	Haji Fateh Muhammad	(Ind)	237		
10.	Mr. Faiz Rasul	(Ind)	106		
			<u>52,112</u>		

PP-115 Sialkot-XIV

1.	Mian Muhammad Rasheed	(LJI)	51,678	80.60%	47.35%	Valid votes polled including postal ballot papers = 64,117
2.	Mr. Mushtaq Ahmad	(PDA)	7,139			Invalid votes polled = 400
3.	Mr. Ahsan Iqbal	(Ind)	4,279			
4.	Mr. Rasham Ali	(Ind)	556			
5.	Mr. Arif Hussain	(PAT)	325			<u>Total votes polled = 64,517</u>
6.	Mr. Maqbool Ahmad	(Ind)	140			Registered votes = 1,09,141
			<u>64,117</u>			Tendered votes = —
						Percentage of votes polled to registered votes = 59.11%

PP-116 Lahore-I

1.	Mian Mahmood Ahmad	(LJI)	35,142	66.91%	28.95%	Valid votes polled including postal ballot papers = 52,522
2.	Mian Mushtaq Ahmad	(PDA)	16,383			Invalid votes polled = 363
3.	Mr. Muhammad Inayat Ullah Khan	JUP (Noorani)	223			<u>Total votes polled = 52,885</u>
4.	Mr. Zaheer Ullah Khan (Retired)	(Ind)	167			Registered votes = 1,21,400
5.	Hafiz Faiz Rasool	(PAT)	164			Tendered votes = 1
6.	Mian Khalid Mahmood	(Ind)	137			Percentage of votes polled to registered votes = 43.56%
7.	Mr. Naik Muhammad	(Ind)	53			
8.	Qari Noor Muhammad	(Ind)	49			
9.	Mr. Abdul Qayyum (Retired)	(Ind)	34			
10.	Rana Muhammad Sarwar	(Ind)	30			
11.	Sufi Inayat Ullah Ansari	(Ind)	28			
12.	Mian Muhammad Jahangir	(Ind)	25			
13.	Mr. Haroon Akhtar Khan	(Ind)	21			
14.	Ch. Rasheed Ahmad	(Ind)	21			
15.	Mr. Khalid Mahmood	(Ind)	19			
16.	Mian Maqsood Ahmad	(Ind)	16			
17.	Mirza Farooq Baig	(Ind)	10			
			<u>52,522</u>			

	1	2	3	4	5
PP-117 Lahore-II					
1.	Mr. Irshad Hussain Saithi	(IJ)	28,985	65.95%	Valid votes polled including postal ballot papers = 43,949
2.	Dr. Zia Ullah Khan	(PDA)	13,201		Invalid votes polled = 204
3.	Mr. Zafar Ullah Khan	(Ind)	782		
4.	Mr. Amir Hussain Gilani	(Ind)	362		<u>Total votes polled = 44,153</u>
5.	Mr. Bashir Ahmad	JUP (Noorani)	187		Registered votes = 1,07,515
6.	Mr. Muhammad Saleem	(PAT)	141		Tendered votes = —
7.	Mr. Amjad Saeed Rahimi	JUI (F)	133		Percentage of votes polled to registered votes = 41.07%
8.	Mirza Abdul Qayyum	(Ind)	61		
9.	Mr. Tariq Waheed Butt	(Ind)	39		
10.	Mr. Muhammad Arif Dar	(Ind)	32		
11.	Mr. Abdul Hafeez	(Ind)	15		
12.	Mr. Rizwan Mahmood Butt	(Ind)	11		
			<u>43,949</u>		
PP-118 Lahore-III					
1.	Al-Haj Sh. Rohail Asghar	(IJ)	42,058	58.11%	Valid votes polled including postal ballot papers = 72,379
2.	Mian Aziz-ur-Rehman Chan	(PDA)	27,248		Invalid votes polled = 461
3.	Dr. Mian Muhammad Nazir (Retired)	(Ind)	1,871		<u>Total votes polled = 72,840</u>
4.	Mr. Muhammad Ashraf Bhatti	(Ind)	677		Registered votes = 1,50,890
5.	Mian Tariq Khurshheed	(PAT)	289		Tendered votes = 5
6.	Ch. Muhammad Yasin alias Gallar	(Ind)	118		Percentage of votes polled to registered votes = 48.27%
7.	Mian Basharat Hussain	(Ind)	71		
8.	Mian Muhammad Riaz (Retired)	(Ind)	25		
9.	Mian Abdur Rehman	(Ind)	22		
			<u>72,379</u>		

PP-119 Lahore-IV

1.	Mr. Hakam Ali Bhatti	(LJI)	23,784	47.29%	20.13%	Valid votes polled including postal ballot papers = 50,291
2.	Ch. Jaffar Hussain	(PDA)	22,836			Invalid votes polled = 199
3.	Mr. Muhammad Ayub Bhatti	(PAT)	2,881			
4.	Ch. Muhammad Ashraf Zahid	(Ind)	438			<u>Total votes polled = 50,490</u>
5.	Dr. Muhammad Masood Ehsan	(Ind)	104			Registered votes = 1,18,147
6.	Dr. Capt. Arshad Humayun	(Ind)	92			Tendered votes = 16
7.	Mr. Rashid Ahmad	(Ind)	57			Percentage of votes polled to registered votes = 42.73%
8.	Mr. Javaid Amin Nayyar	(Ind)	47			
9.	Qazi Abdul Hakeem	(Ind)	26			
10.	Mr. Ashfaq Hussain Bangash	(Ind)	19			
11.	Rao Iqtidar Ali Khan	(Ind)	7			
			<u>50,291</u>			

PP-120 Lahore-V

1.	Mr. Muhammad Anwar-ul-Haq	(LJI)	24,365	57.59%	27.47%	Valid votes polled including postal ballot papers = 42,310
2.	Mr. Muhammad Hanif Ramay	(PDA)	17,479			Invalid votes polled = 278
3.	Mr. Zafar Masood Khilji	(Ind)	287			<u>Total votes polled = 42,588</u>
4.	Mr. Muhammad Ashfaq Khan	(PAT)	179			Registered votes = 88,683
			<u>42,310</u>			Tendered votes = 13
						Percentage of votes polled to registered votes = 48.02%

	1	2	3	4	5
PP-121 Lahore-VI					
1.	Malik Muhammad Sadiq	(LJI)	30,702	52.69%	Valid votes polled including postal ballot papers = 58,274
2.	Malik Irtiaz Khaliq	(PDA)	25,172	25.28%	Invalid votes polled = 336
3.	Haji Muhammad Aslam	PML (Q)	1,026		
4.	Mst. Shahida Jabin	(Ind)	665		
5.	Mr. Imdad Ullah Khan	(PAT)	217		
6.	Mr. Zahid Yaqoob	JUP (Noorani)	153		
7.	Malik Abdul Kabir	(Ind)	128		
8.	Mr. Noor Naeem Khan	(Ind)	70		Registered votes = 1,21,448
9.	Mian Muhammad Anwar	(Ind)	68		Tendered votes = 7
10.	Mr. Ejaz Mehmood	(Ind)	48		Percentage of votes polled to registered votes = 48.26%
11.	Mr. Mushtaq Ali alias Lalla	(Ind)	18		
12.	Allama Dr. Muhammad Abdullah	(Ind)	7		
			<u>58,274</u>		
PP-122 Lahore-VII					
1.	Haji Muhammad Shareef	(LJI)	26,142	61.32%	Valid votes polled including postal ballot papers = 42,634
2.	Mr. Shahid Nabi Malik	(PDA)	15,727	26.11%	Invalid votes polled = 247
3.	Mr. Muhammad Ashraf Haider	(Ind)	611		
4.	Mr. Akhtar Hussain Siddiqui	(Ind)	71		
5.	Mian Abdul Waheed	(Ind)	67		
6.	Mr. Naveed Kamal Bhatti	(JAS)	16		
			<u>42,634</u>		
					Total votes polled = 42,881
					Registered votes = 1,00,119
					Tendered votes = 2
					Percentage of votes polled to registered votes = 42.83%

PP-123 Lahore-VIII

1.	Mian Nawaz Sharif	(JI)	32,072	68.99%	28.37%	Valid votes polled including postal ballot papers = 46,488
2.	Malik Zafar Ali	(PDA)	14,110			Invalid votes polled = 204
3.	Malik Muhammad Amin	(Ind)	170			<u>Total votes polled = 46,692</u>
4.	Mr. Sarfraz Haider	(Ind)	95			Registered votes = 1,13,059
5.	Mr. Meraj Din Siddiqui	(Ind)	27			Tendered votes = —
6.	Mr. Muhammad Ayyub Bhutta	(Ind)	14			Percentage of votes polled to registered votes = 41.30%
			<u>46,488</u>			

PP-124 Lahore-IX

1.	Mr. Muhammad Shahbaz Sharif	(JI)	26,408	63.38%	26.85%	Valid votes polled including postal ballot papers = 41,663
2.	Maik Abdul Ahad	(PDA)	14,768			Invalid votes polled = 206
3.	Qari Muhammad Azeem	(Ind)	283			<u>Total votes polled = 41,869</u>
4.	Mr. Jamshaid Butt	(Ind)	175			Registered votes = 98,349
5.	Mr. Khalid Farooq	(Ind)	17			Tendered votes = 1
6.	Mr. Ibrar Hussain	(Ind)	9			Percentage of votes polled to registered votes = 42.57%
7.	Mr. Khalid Mehood	(Ind)	3			
	alias Dr. Amber Shahzada					
			<u>41,663</u>			

	1	2	3	4	5
PP-125 Lahore-X					
1.	Hafiz Salman Butt	(JI)	26,282	58.33%	Valid votes polled including postal ballot papers = 45,059
2.	Mr. Mazhar Iqbal Butt	(PDA)	17,746		
3.	Qari Muhammad Azeem	(Ind)	323		Invalid votes polled = 236
4.	Mr. Javed Sadiq	(Ind)	253		
5.	Mr. Khalid Javed	(PAT)	230		Total votes polled = 45,295
6.	Rana Muhammad Arshad	JUP (Noorani)	122		
7.	Maulana Muhammad Arif Dinpuri	(Ind)	27		Registered votes = 1,04,671
8.	Sheikh Salahuddin	(Ind)	25		Tendered votes = —
9.	Seth Bashir Ahmed	(Ind)	23		
10.	Mr. Nadeem Akhtar	(Ind)	19		Percentage of votes polled to registered votes = 43.27%
11.	Mr. Tariq Sana Bajwa	(Ind)	9		
12.	Mr. Shahid Mehmood	(Ind)	—		
			<u>45,059</u>		
PP-126 Lahore-XI					
1.	Mr. Sohail Zia Butt	(JI)	30,041	56.09%	Valid votes polled including postal ballot papers = 53,563
2.	Mr. Pervaiz Saleh	(PDA)	23,277		
3.	Mr. Azhar Sohail	(Ind)	541		Invalid votes polled = 299
4.	Qari Muhammad Zawar Bahadar	JUP (Noorani)	249		Total votes polled = 53,862
5.	Mr. Mazhar Ali Khan Sherwani	(PAT)	164		Registered votes = 1,30,066
6.	Sardar Mazhar Ali Khan	(Ind)	99		Tendered votes = 23
7.	Mr. Zaheer Alam Zaidi	(Ind)	53		
8.	Major (Retd.) Faisal Naseer Khan	(Ind)	46		Percentage of votes polled to registered votes = 41.41%
9.	Mr. Saeed Ahmed Siddiqui	(Ind)	34		
10.	Mr. Muhammad Hanif Chaudhry	(Ind)	27		
11.	Mr. Muhammad Shabbir	(Ind)	18		
12.	Rao Iqtidar Ali	(Ind)	12		
13.	Mr. Muhammad Saleem Khan	(Ind)	2		
			<u>53,563</u>		

PP-127 Lahore-XII

1.	Mr. Mehmood-ur-Rashid	(LJI)	38,022	64.59%	28.08%	Valid votes polled including postal ballot papers = 58,871
2.	Ms Aisha Bahader Rana	(PDA)	20,188			
3.	Mirza Zahid Hussain	(Ind)	241			Invalid votes polled = 327
4.	Rana Javid Majeed Alqadri	(PAT)	207			
5.	Mirza Safdar Ali	JUP (Noorani)	69			<u>Total votes polled = 59,198</u>
6.	Mr. Muhammad Arshad Janjua	(Ind)	42			Registered votes = 1,35,415
7.	Mr. Muhammad Saleem Ch.	(Ind)	37			Tendered votes = 4
8.	Mr. Munir Ahmad Khan	(Ind)	27			Percentage of votes polled to registered votes = 43.72%
9.	Mr. Shahid Rauf Rana	(Ind)	24			
10.	Ch. Muhammad Ishfaq	(Ind)	14			
			<u>58,871</u>			

PP-128 Lahore-XIII

1.	Mr. Akhtar Rasool	(LJI)	32,852	65.47%	27.10%	Valid votes polled including postal ballot papers = 50,182
2.	Mian Khalid Saeed	(PDA)	16,081			
3.	Mr. Khalid Saeed	(Ind)	671			Invalid votes polled = 373
4.	Mr. Fazal Mehmood	(PAT)	210			<u>Total votes polled = 50,555</u>
5.	Mst. Fakhra Siddiq	(Ind)	128			Registered votes = 1,21,204
6.	Mr. Amer Shahzad	(Ind)	82			Tendered votes = 18
7.	Mr. Muhammad Naeem Ullah	JUI (F)	76			Percentage of votes polled to registered votes = 41.71%
8.	Mr. Shahid Iqbal	(Ind)	65			
9.	Mr. Irshad Alam Shad	(Ind)	17			
			<u>50,182</u>			

1

5

4

3

2

PP-129 Lahore-XIV

1.	Mian Shahbaz Ahmad	(JJI)	30,373	55.96%	20.91%	Valid votes polled including postal ballot papers = 54,272
2.	Pir Syed Nazim Hussain Shah	(PDA)	22,405			Invalid votes polled = 279
3.	Mr. Muhammad Ikram Khan	(Ind)	397			Total votes polled = 54,551
4.	Malik Shah Ahmed Khan	JUI (F)	306			Registered votes = 1,45,261
5.	Mr. Mahmood Asghar Khan	(Ind)	252			Tendered votes = 1
6.	Ch. Ghulam Qadir	(PAT)	215			Percentage of votes polled to registered votes = 37.55%
7.	Mirza Haji Hassan Baig	PML (L)	91			
8.	Ch. Muhammad Ali Gheelan, Advocate	(Ind)	84			
9.	Mr. Naveed Kamal Bhatti	(Ind)	39			
10.	Mr. Muhammad Nawaz alias Nasir Adeeb	(Ind)	38			
11.	Ch. Muhammad Asif Sebar	(Ind)	36			
12.	Mr. Moazzam Butt	(Ind)	36			
			<u>54,272</u>			

PP-130 Lahore-XV

1.	Mr. Muhammad Hayat	(LJI)	19,513		
2.	Sardar Adil Umar	(PDA)	12,643	57.91%	26.06%
3.	Mian Muhammad Ashiq	(Ind)	577		
4.	Mr. Farukh Zaman Khan	PMKP (FY)	385		
5.	Chaudhri Muhammad Ibrahim	(Ind)	184		
6.	Mr. Itikhar Ali	(PAT)	102		
7.	Mr. Muhammad Abdul Ghafoor Alveri	(Ind)	100		
8.	Mr. Muhammad Akram	(Ind)	58		
9.	Sardar Arif Rasheed	(Ind)	44		
10.	Hafiz Abdul Jabar	(Ind)	30		
11.	Mr. Umar Daraz Khan	(Ind)	30		
12.	Sheikh Nisar Ahmad	(Ind)	14		
13.	Mr. Fayyaz-ur-Rehman	(Ind)	12		
14.	Mr. Abdul Rashid Bhatti	(Ind)	6		
			<u>33,698</u>		
					Valid votes polled including postal ballot papers = 33,698
					Invalid votes polled = 254
					<u>Total votes polled = 33,952</u>
					Registered voters = 74,884
					Tendered votes = ---
					Percentage of votes polled to registered votes = 45.34%

PP-131 Lahore-XVI

1.	Major (Retd.) Habib Ullah Khan	(LJI)	22,356		
2.	Mr. Raza Abass Qazilbash	(PDA)	11,035	66.14%	25.15%
3.	Mian Muhammad Ashfaq	PPI (MHK)	173		
4.	Mian Amjad Ali	(Ind)	162		
5.	Rana Zubair-ul-Hassan	(Ind)	44		
6.	Maulana Muhammad Ahmad Qadri	(Ind)	26		
7.	Ch. Mohammad Yousaf	(Ind)	5		
			<u>33,801</u>		
					Valid votes polled including postal ballot papers = 33,801
					Invalid votes polled = 167
					<u>Total votes polled = 33,968</u>
					Registered voters = 88,896
					Tendered votes = ---
					Percentage of votes polled to registered votes = 38.21%

	1	2	3	4	5
PP-132 Lahore-XVII					
1.	Mr. Muhammad Akram Butt	(LJI)	24,505	59.54%	31.49%
2.	Mr. Muhammad Iqbal	(PDA)	16,134		
3.	Mr. Shaukat Ali Butt	(Ind)	364		
4.	Malik Muhammad Iqbal Awan	(PAT)	110		
5.	Mr. Muhammad Ashraf	(Ind)	47		
			<u>41,160</u>		
					Valid votes polled including = 41,160
					postal ballot papers = 300
					Invalid votes polled = 41,460
					<u>Total votes polled = 41,460</u>
					Registered votes = 77,814
					Tendered votes = -
					Percentage of votes polled = 53.28%
					to registered votes
PP-133 Lahore-XVIII					
1.	Ch. Shaukat Ali	(LJI)	25,775	64.79%	32.12%
2.	Ch. Shabir Ahmed Khan	(PDA)	12,602		
3.	Mst. Shaista Hina Mirza	(Ind)	486		
4.	Syed Shahid Pervaiz	(Ind)	460		
5.	Mr. Shahid Zahoor	PML (Q)	282		
6.	Ch. Muhammad Sharif Sindhu	(Ind)	105		
7.	Mr. Abdul Qayyum Pahat	(PAT)	51		
8.	Mr. Muhammad Abdul Ghafoor Alwari	(Ind)	19		
			<u>39,780</u>		
					Valid votes polled including = 39,780
					postal ballot papers = 270
					<u>Total votes polled = 40,050</u>
					Registered votes = 80,240
					Tendered votes = 1
					Percentage of votes polled = 49.91%
					to registered votes

PP-134 Sheikhupura-I

1.	Mr. Wajid Ali Khan	(LJI)	30,466	65.80%	30.77%	Valid votes polled including postal ballot papers = 46,302
2.	Mr. Muhammad Gulfam Ashraf	(Ind)	13,165			
3.	Mr. Mehmood Ahmad	(PDA)	1,289			Invalid votes polled = 495
4.	Mr. Riaz Ahmed	(Ind)	1,055			<u>Total votes polled = 46,797</u>
5.	Mr. Muhammad Akram Butter	(PAT)	250			Registered votes = 99,025
6.	Mr. Tanweer Hussain	(Ind)	55			Tendered votes = ---
7.	Ch. Nisar Ahmed Dhelu	(Ind)	22			Percentage of votes polled to registered votes = 47.26%
			<u>46,302</u>			

PP-135 Sheikhupura-II

1.	Ch. Ijaz Ahmad	(LJI)	39,919	56.14%	25.13%	Valid votes polled including postal ballot papers = 71,104
2.	Ch. Bashir Ahmad	(PDA)	12,168			
3.	Mr. Abdur Rasheed	(Ind)	8,198			Invalid votes polled = 560
4.	Sh. Muhammad Jamil	(Ind)	5,230			<u>Total votes polled = 71,664</u>
5.	Haji Muhammad Aslam	(Ind)	1,637			Registered votes = 1,58,838
6.	Mr. Muhammad Sadiq Ali	(Ind)	1,632			Tendered votes = ---
7.	Mr. Muhammad Sikander Hayat	(Ind)	845			Percentage of votes polled to registered votes = 45.12%
8.	Mr. Shafiqat Mahmood	(Ind)	499			
9.	Mr. Ali Hussain	(Ind)	378			
10.	Mr. Muhammad Rafique	(Ind)	270			
11.	Mr. Abdul Qayyum	(Ind)	152			
12.	Ch. Mushtaq Ahmad	(Ind)	94			
13.	Mr. Ghulam Hussain	(Ind)	53			
14.	Syed Ali Abbas Bukhari	(Ind)	39			
			<u>71,104</u>			

5

4

3

2

1

Valid votes polled including postal ballot papers	=	47,216
Invalid votes polled	=	455
Total votes polled	=	47,671
Registered votes	=	1,06,109
Tendered votes	=	—
Percentage of votes polled to registered votes	=	44.93%

PP-136 Sheikhpura-III

1. Malik Sarfraz Ahmad (LJI)
2. Malik Hussain Ali Noorka (PDA)
3. Chaudhri Javid Nasrullah (Ind)
4. Chaudhry Muhammad Abbas (Ind)
5. Heji Atta Rasool (Ind)
6. Raja Aftab Hussain (Ind)
7. Malik Ahmad Saeed (Ind)
8. Syed Muhammad Afzal Shah (Ind)
9. Mr. Nasir Ahmad (Ind)
10. Chaudhry Karim Din Gujjar

20,781
17,778
3,590
2,961
869
758
185
141
133
20
47,216

19.58%

44.01%

Valid votes polled including postal ballot papers	=	53,765
Invalid votes polled	=	604
Total votes polled	=	54,369
Registered votes	=	1,27,235
Tendered votes	=	3
Percentage of votes polled to registered votes	=	42.73%

16.32%

38.62%

PP-137 Sheikhpura-IV

1. Haji Muhammad Nawaz (LJI)
2. Mr. Qaiser Zulfiqar Bhatti (Ind)
3. Mian Abdul Rauf (Ind)
4. Ch. Ine Saood Virk (PDA)
5. Mr. Fazal Ahmed Virk (PAT)
6. Mr. Shahbaz-ul-Haq Siddiqui (ANP)
7. Mr. Mushtaq Jamal Pasha (Ind)
8. Ch. Javid Iqbal (Ind)
9. Mr. Muhammad Farooq Khan (Ind)
10. Mr. Zahoor-ul-Haq Siddiqui (Ind)
11. Sheik Muhammad Islam (Ind)
12. Mr. Muhammad Rafique (Ind)
13. Malik Anwar Saeed JUP (Noorani)

20,762
15,024
9,803
6,888
473
328
132
95
71
64
47
43
35
53,765

JUP (Noorani)

PP-138 Sheikhpura-V

1.	Sardar Mahboob Hussain Dogar	(LJI)	20,274	47.22%	Valid votes polled including postal ballot papers =	42,938
2.	Mian Mushtaq Hussain Dogar	(PDA)	7,351		Invalid votes polled =	379
3.	Mr. Muhammad Javed Bhatti	(Ind)	7,250		<u>Total votes polled</u> =	<u>43,317</u>
4.	Sheikh Muhammad Iftikhar	(Ind)	4,990		Registered votes =	99,829
5.	Mr. Muhammad Ashiq Bhatti	(Ind)	2,133		Tendered votes =	---
6.	Mr. Muhammad Mohsin	(Ind)	552		Percentage of votes polled to registered votes =	43.39%
7.	Rana Hamid Saeed	(PAT)	259			
8.	Mr. Maqsood Ali	(Ind)	129			
			<u>42,938</u>			

PP-139 Sheikhpura-VI

1.	Malik Zulfikar Ahmad Awan	(LJI)	25,656	57.03%	Valid votes polled including postal ballot papers =	44,988
2.	Haji Nazir Ahmad	(Ind)	9,449	27.44%	Invalid votes polled =	332
3.	Syed Tayyab Hussain Shah	(PDA)	5,980		<u>Total votes polled</u> =	<u>45,320</u>
4.	Rana Fazal-ur-Rahman Mahmood	PML (Q)	3,573		Registered votes =	93,484
5.	Mr. Muhammad Ishtiaq	(PAT)	175		Tendered votes =	---
6.	Mr. Zulfikar Ali	(Ind)	92		Percentage of votes polled to registered votes =	48.48%
7.	Mr. Nasir Mahmood Javed	(Ind)	51			
8.	Ch. Abdul Hamid	(Ind)	12			
			<u>44,988</u>			

	1	2	3	4	5
PP-140 Sheikhpura-VII					
1.	Mr. Abdur Rashid	(JJI)	24,506	49.63%	Valid votes polled including postal ballot papers = 49,382
2.	Rai Ahmad Saeed Khan	(PDA)	15,830		= 398
3.	Mr. Zia Ahmad Khan	(Ind)	3,755		
4.	Ch. Abdur Rehman	(Ind)	2,235		
5.	Mr. Sardar Sarfraz	(Ind)	1,347		
6.	Mr. Abdul Ghani	(Ind)	487		
7.	Rai Ijaz Ahmad Khan	(Ind)	364		
8.	Rana Muhammad Amjid Khan	(Ind)	223		
9.	Mr. Nausher Khan Bhatti	(Ind)	207		
10.	Mr. Riaz Ahmad Virk	(PAT)	171		
11.	Mr. Ali Muhammad	(Ind)	101		
12.	Ch. Amir Ali Bhatti	(Ind)	87		
13.	Rana Zia Ullah Khan	(Ind)	38		
14.	Mr. Farman Ali Bhatti	(Ind)	31		
			<u>49,382</u>		
					<u>Total votes polled = 49,780</u>
					Registered votes = 1,08,230
					Tendered votes = -
					Percentage of votes polled to registered votes = 45.99%

PP-141 Sheikhpura-VIII

1.	Mian Zahid Yasin	(Ind)	17,978	34.18%	15.58%	Valid votes polled including postal ballot papers = 52,594
2.	Mr. Abdul Latif Anwar	(JJI)	13,582			Invalid votes polled = 417
3.	Mr. Nazir Ahmad Mallhi	(PDA)	9,153			<u>Total votes polled = 53,011</u>
4.	Mr. Muhammad Arshad Sahi	(Ind)	7,047			Registered votes = 1,15,363
5.	Mirza Muhammad Amin Baig	(Ind)	2,711			Tendered votes = —
6.	Mr. Muhammad Akram Ramay	(Ind)	1,332			Percentage of votes polled to registered votes = 45.95%
7.	Rai Ijaz Khan	(Ind)	435			
8.	Malik Muhammad Riaz Khan					
	alias Muhammad Riaz Ahmad	(PAT)	184			
9.	Mr. Muhammad Humayon Asif Khan	(Ind)	113			
10.	Mian Abdul Majeed	(Ind)	59			
			<u>52,594</u>			

PP-142 Sheikhpura-IX

1.	Mr. Shahid Manzoor Gill	(JJI)	30,147	60.83%	26.60%	Valid votes polled including postal ballot papers = 49,562
2.	Syed Muhammad Akbar Shah	(PDA)	16,791			Invalid votes polled = 405
3.	Ch. Muhammad Yaqoob s/o Rehmat Ali	(Ind)	1,004			<u>Total votes polled = 49,967</u>
4.	Sh. Muhammad Arif	(Ind)	583			Registered votes = 1,13,322
5.	Mr. Tariq Mahmood	(PAT)	562			Tendered votes = —
6.	Mr. Anjum Sohail	(Ind)	308			Percentage of votes polled to registered votes = 44.09%
7.	Ch. Muhammad Yaqoob s/o Ghulam Nabi	(Ind)	127			
8.	Syed Ghulam-ur-Rasool Shah	(Ind)	40			
			<u>49,562</u>			

	1	2	3	4	5
PP-143 Sheikhpura-X					
1.	Mehr Saeed Ahmad Zafar*	(JJI)	31,328	65.17%	Valid votes polled including postal ballot papers = 48,072
2.	Rai Sarwar Khan	(PDA)	15,810	30.15%	Invalid votes polled = 398
3.	Mr. Muhammad Yousuf	(Ind)	596		<u>Total votes polled = 48,470</u>
4.	Mr. Zamen Khan	(PAT)	190		Registered votes = 1,03,907
5.	Mr. Muhammad Hassam	(Ind)	97		Tendered votes = —
6.	Mehr Rang Ilahi	(Ind)	51		Percentage of votes polled to registered votes = 46.65%
			<u>48,072</u>		
PP-144 Sheikhpura-XI					
1.	Agha Ghulam Haider	(JJI)	26,338	59.03%	Valid votes polled including postal ballot papers = 44,615
2.	Rana Muhammad Afzal Khan	(Ind)	16,397	22.82%	Invalid votes polled = 396
3.	Ch. Manzoor Ahmad	(Ind)	938		<u>Total votes polled = 45,011</u>
4.	Mian Allah Ditta	(Ind)	407		Registered votes = 1,15,421
5.	Rana Shaukat Mahmood	(PDA)	400		Tendered votes = —
6.	Mehr Rang Ilahi	(Ind)	80		Percentage of votes polled to registered votes = 39.00%
7.	Mr. Khizar Hayat Waraich	(Ind)	55		
			<u>44,615</u>		

PP-145 Kasur-I

1.	Haji Ghulam Sabar	(LJI)	28,702	52.19%	23.73%	Valid votes polled including postal ballot papers = 54,982
2.	Ch. Mohammad Saeed	(PDA)	18,292			
3.	Miss Robina Ansari	(Ind)	6,151			
4.	Ch. Mohammad Arif	(Ind)	922			Invalid votes polled = 400
5.	Mr. Sardar Mohammad	(Ind)	422			<u>Total votes polled = 55,392</u>
6.	Mr. Khalid Mahmood					
	alias Dr. Amber Shahzada	(Ind)	322			Registered votes = 1,20,937
7.	Mr. Mohammad Iqbal	(Ind)	149			Tendered votes = —
8.	Malik Mohammad Ashiq	(Ind)	32			Percentage of votes polled to registered votes = 45.80%
			<u>54,992</u>			

PP-146 Kasur-II

1.	Haji Sardar Khan	(LJI)	26,362	45.97%	22.67%	Valid votes polled including postal ballot papers = 57,351
2.	Mr. Sardar Muhammad Hussain	(PDA)	24,908			
3.	Mian Mukhtar Ahmad	(Ind)	2,799			Invalid votes polled = 573
4.	Mr. Rashid Ahmad Khan	(Ind)	1,708			<u>Total votes polled = 57,924</u>
5.	Mr. Sardar Ali	(Ind)	588			Registered votes = 1,16,279
6.	Mr. Sardar Asif Ahmad Ali	(Ind)	528			Tendered votes = 2
7.	Mr. Mujahid Muhammad Yaqub Shahid	(Ind)	325			Percentage of votes polled to registered votes = 49.81%
8.	Mr. Sardar Munawar Hussain	(Ind)	93			
9.	Sufi Muhammad Shafique	(Ind)	40			
	Akram Ansari					
			<u>57,351</u>			

5

4

3

2

1

Valid votes polled including postal ballot papers = 46,422
 Invalid votes polled = 426
Total votes polled = 46,848
 Registered votes = 88,120
 Tendered votes = —
 Percentage of votes polled to registered votes = 53.16%

PP-147 Kasur-III

1.	Ch. Muhammad Ilyas Khan	(Ind)	12,632	27.21%	14.33%	46,422
2.	Mian Naeem Anwar	(JI)	10,011			
3.	Ch. Muhammad Hanif Khan	(Ind)	9,298			
4.	Syed Hasan Askari	(PDA)	7,955			
5.	Mr. Hasan Ali Khan	(Ind)	4,574			
6.	Malik Shafat Hussain	(Ind)	1,135			
7.	Mr. Shahid Ahmad	(Ind)	286			
8.	Rao Mushtaq Ahmad	(Ind)	148			
9.	Mr. Farzand Ali	(Ind)	145			
10.	Mr. Muhammad Ashraf	(Ind)	117			
11.	Mr. Muhammad Altaf Khan	(Ind)	67			
12.	Mr. Muhammad Abdul Ghafoor Alvari	(Ind)	54			
			<u>46,422</u>			

Valid votes polled including postal ballot papers = 44,967
 Invalid votes polled = 378
Total votes polled = 45,345
 Registered votes = 90,837
 Tendered votes = 6
 Percentage of votes polled to registered votes = 49.92%

PP-148 Kasur-IV

1.	Sardar Tufail Ahmad Khan.	(JI)	24,135	53.67%	26.57%	44,967
2.	Sardar Muhammad Sharif	(PDA)	18,623			
3.	Sardar Sher Alam Khan	(PDP)	1,229			
4.	Professor Abdul Hakeem Saif	(Ind)	767			
5.	Ch. Muhammad Altaf Khan	(Ind)	169			
6.	Mr. Muhammad Abdul Ghafoor Alvari	(Ind)	44			
			<u>44,967</u>			

PP-149 Kasur-V

1. Rana Phool Muhammad Khan
2. Rana Sarboland Khan
3. Ch. Noor Muhammad
4. Rana Muhammad Iqbal
5. Rana Sharafat Ali Khan
6. Sardar Pervaiz Hassan

(IJI)	41,611	82.72%	37.48%	Valid votes polled including postal ballot papers = 50,305
(PDA)	6,628			
(Ind)	1,293			Invalid votes polled = 259
(Ind)	291			
(Ind)	282			
(Ind)	200			<u>Total votes polled = 50,564</u>
	<u>50,305</u>			Registered votes = 1,11,024
				Tendered votes = —
				Percentage of votes polled to registered votes = 45.54%

PP-150 Kasur-VI

1. Sardar Muhammad Arif
2. Haji Ch. Baddar Din
3. Malik Ashiq Hussain
4. Sardar Muhammad Suleman
5. Malik Mahboob Alam
6. Mr. Muhammad Sarwar
7. Malik Muhammad Nawaz
8. Malik Safdar Hussain
9. Mr. Muhammad Abbas

(IJI)	25,245	45.73%	23.30%	Valid votes polled including postal ballot papers = 55,210
(Ind)	18,906			
(PDA)	8,946			Invalid votes polled = 543
(Ind)	1,302			<u>Total votes polled = 55,753</u>
(Ind)	355			Registered votes = 1,08,362
(Ind)	146			Tendered votes = —
(Ind)	143			Percentage of votes polled to registered votes = 51.45%
(Ind)	129			
(Ind)	38			
	<u>55,210</u>			

5

4

3

2

1

Valid votes polled including postal ballot papers	=	55,323
Invalid votes polled	=	461
<u>Total votes polled</u>	=	<u>55,784</u>
Registered votes	=	1,17,093
Tendered votes	=	—
Percentage of votes polled to registered votes	=	47.64%

Valid votes polled including postal ballot papers	=	53,642
Invalid votes polled	=	316
<u>Total votes polled</u>	=	<u>53,958</u>
Registered votes	=	1,19,233
Tendered votes	=	—
Percentage of votes polled to registered votes	=	45.25%

Valid votes polled including postal ballot papers	=	50,545
Invalid votes polled	=	278
<u>Total votes polled</u>	=	<u>50,823</u>
Registered votes	=	1,10,852
Tendered votes	=	—
Percentage of votes polled to registered votes	=	45.85%

PP-151 Kasur-VII

1. Mr. Mukhtar Ahmad
2. Rao Abdul Qayum Khan
3. Syed Ibrar Hussain Kazmi
4. Sardar Mohabbat Ali Dogar
5. Mr. Muhammad Yaqoob Sidhu
6. Malik Muhammad Khan

(IJI)	28,348	51.24%	24.21%
(PDA)	21,920		
(Ind)	4,013		
PML (Q)	825		
(Ind)	140		
(Ind)	77		
	<u>55,323</u>		

PP-152 Kasur-VIII

1. Sardar Hassan Akhtar Mokai
2. Sardar Amjad Masood, Advocate
3. Haji Muhammad Hanif Nasim

(IJI)	35,911	66.95%	30.12%
(PDA)	17,498		
(Ind)	233		
	<u>53,642</u>		

PP-153 Okara-I

1. Ch. Shafiq Abbas
2. Malik Nazar Farid Khan
3. Mian Mohammad Iqbal
4. Mr. Muhammad Aslam
5. Mr. Ghulam Rasool

(IJI)	31,815	62.94%	28.70%
(PDA)	11,329		
(Ind)	4,700		
(Ind)	1,505		
(Ind)	1,196		
	<u>50,545</u>		

PP-154 Okara-II

1.	Rana Ikram Rabani	(PDA)	30,044	48.53%	23.54%	Valid votes polled including postal ballot papers = 61,908
2.	Ch. Ikram-ul-Haq	(JI)	29,741			Invalid votes polled = 517
3.	Mr. Ejaz Hussain Jamali	(Ind)	686			
4.	Mr. Shah Nawaz Ahmed Oulakh	(Ind)	779			
5.	Mr. Muhammad Aslam Anjum	(Ind)	396			<u>Total votes polled = 62,425</u>
6.	Mr. Muhammad Boota	(Ind)	117			Registered votes = 1,27,622
7.	Mr. Shahadit Ali Sapra	(PAT)	112			Tendered votes = 7
8.	Mr. Nazir Ahmed	(Ind)	18			Percentage of votes polled to registered votes = 48.91%
9.	Sh. Azhar Mahmood	(Ind)	15			
			<u>61,908</u>			

PP-155 Okara-III

1.	Rai Noor Muhammad	(JI)	28,780	54.06%	24.19%	Valid votes polled including postal ballot papers = 53,234
2.	Mian Muhammad Anwar Pasha	(PDA)	18,605			Invalid votes polled = 391
3.	Mr. Habib Ullah	(Ind)	3,784			<u>Total votes polled = 53,625</u>
4.	Mr. Muhammad Yousaf	(Ind)	2,065			Registered votes = 1,18,968
			<u>53,234</u>			Tendered votes = -
						Percentage of votes polled to registered votes = 45.08%

5

4

3

2

1

PP-156 Okara-IV					
1.	Mr. Mumtaz Ali	(LJI)	33,980	59.22%	29.06%
2.	Rao Ijaz Ali	(PDA)	21,663		
		(Ind)	672		
3.	Mr. Muhammad Aslam	JUP(Noorani)	604		
4.	Mr. Muhammad Naeem Khan	(PAT)	265		
5.	Syed Mushtaq Haider	JUI (F)	198		
6.	Hafiz Abaid-ur-Rehman Qureshi		<u>57,392</u>		
					Valid votes polled including postal ballot papers = 57,392
					Invalid votes polled = 331
					<u>Total votes polled = 57,723</u>
					Registered voters = 1,16,984
					Tendered votes = —
					Percentage of votes polled to registered votes = 49.34%
PP-157 Okara-V					
1.	Malik Muhammad Abbas Khan	(LJI)	56,049	75.07%	35.15%
2.	Mr. Nizam-ud-Din Tariq Bodla	(PDA)	17,204		
3.	Mr. Abdul Qayyum	(Ind)	741		
4.	Mr. Ghulam Muhammad Watto	(Ind)	392		
5.	Mr. Akhtar Zaman Khan	(PAT)	279		
			<u>74,665</u>		
					Valid votes polled including postal ballot papers = 74,665
					Invalid votes polled = 520
					<u>Total votes polled = 75,185</u>
					Registered voters = 1,59,466
					Tendered votes = —
					Percentage of votes polled to registered votes = 47.16%
PP-158 Okara-VI					
1.	Syed Afzaal Ali Shah	(LJI)	44,646	73.09%	35.01%
2.	Mirza Ahmad Baig	(Ind)	14,289		
3.	Syed Akmal Hassan	(PDA)	1,729		
4.	Mr. Mehboob Elahi Qureshi	(PAT)	265		
5.	Syed Zulfikar Ali Gillani	(Ind)	155		
			<u>61,084</u>		
					Valid votes polled including postal ballot papers = 61,084
					Invalid votes polled = 297
					<u>Total votes polled = 61,381</u>
					Registered voters = 1,27,513
					Tendered votes = —
					Percentage of votes polled to registered votes = 48.14%

PP-159 Okara-VII

1.	Mian Manzoor Ahmad Khan	(JI)	75,431	96.17%	52.36%	Valid votes polled including postal ballot papers = 78,434
2.	Mian Atta Muhammad Maneka	(PDA)	2,031			Invalid votes polled = 305
3.	Sheikh Muhammad Siddique	(PAT)	736			
4.	Syed Shakir Hussain Rizvi	(Ind)	236			<u>Total votes polled = 78,739</u>

Registered votes = 1,44,054
 Tendered votes = —
 Percentage of votes polled to registered votes = 54.66%

PP-160 Multan-I

1.	Malik Salah-ud-Din Doggar	(JI)	23,263	58.64%	21.11%	Valid votes polled including postal ballot papers = 39,672
2.	Mr. Allah Nawaz Khan Durani	(PDA)	15,183			Invalid votes polled = 226
3.	Mr. Walayat Hussain Gardezi	(PNP)	420			<u>Total votes polled = 39,898</u>
4.	Mr. Muhammad Arif Sheikh	(Ind)	282			Registered votes = 1,10,209
5.	Mr. Mohay-ud-Din Aurangzeb Alamgeer	(Ind)	169			Tendered votes = —
6.	Mr. Mehboob Raziq Khetrani	(JWP)	127			Percentage of votes polled to registered votes = 36.20%
7.	Mr. Muhammad Altaf Qureshi	(Ind)	126			
8.	Syed Kashif Shabir Jaffari	(JAS)	65			
9.	Sh. Muhammad Abdur Rehman	(Ind)	37			

39,672

PP-161 Multan-II

1.	Haji Muhammad Boota	(JI)	30,758	58.71%	23.81%	Valid votes polled including postal ballot papers = 52,389
2.	Mr. Abbas Ali Ansari	(PDA)	20,685			Invalid votes polled = 335
3.	Rana Shafa Ali	(Ind)	779			<u>Total votes polled = 52,724</u>
4.	Syed Khalid Mehmood Nadim	(Ind)	115			Registered votes = 1,29,203
5.	Mr. Muhammad Hanif	(Ind)	52			Tendered votes = 1

Percentage of votes polled to registered votes = 40.81%

	1	2	3	4	5
PP-162 Multan-III					
1.	Alhaj Saeed Ahmed Qureshi	(IJI)	32,382	63.56%	Valid votes polled including postal ballot papers = 50,949
2.	Malik Muntizar Mehdi	(PDA)	14,736	25.37%	Invalid votes polled = 352
3.	Mr. Muhammad Shabbir	(Ind)	2,176		
4.	Rana Muhammad Arif	(Ind)	708		Total votes polled = 51,301
5.	Mr. Zaheer-ur-Din Babar	(Ind)	594		Registered votes = 1,27,623
6.	Mr. Muhammad Tahir	(Ind)	198		Tendered votes = --
7.	Haji Ahmad Nawaz Somoro	(SQI)	125		Percentage of votes polled to registered votes = 40.20%
8.	Mr. Nawab Din	(Ind)	30		
			<u>50,949</u>		
PP-163 Multan-IV					
1.	Sheikh Muhammad Tahir	(IJI)	20,534	58.14%	Valid votes polled including postal ballot papers = 35,316
2.	Syed Hassan Raza	(PDA)	13,901	22.48%	Invalid votes polled = 238
3.	Malik Muntaz Ahmad Munir	(Ind)	288		Total votes polled = 36,554
4.	Mr. Mohy-o-Din Ahmad Mian	JUP (Noorani)	178		Registered votes = 91,342
5.	Mr. Khalid Javed	(Ind)	173		Tendered votes = 1
6.	Mr. Ejaz Ahmad Bhutta	(Ind)	123		Percentage of votes polled to registered votes = 38.92%
7.	Mr. Jawaid Masood Bhatti	(Ind)	39		
8.	Sheikh Javed Ali	(Ind)	30		
9.	Mr. Ibn-e-Kaleem Iqbal Ahsan Langah	(Ind)	30		
10.	Mr. Allah Bakhsh Bhutta	(Ind)	20		
			<u>35,316</u>		

PP-164 Multan-V

1. Makhdoom Syed Muhammad Ahsan Shah
2. Syed Nazim Hussain Shah
3. Mian Sajid Parvez
4. Mian Abdul Aziz
5. Malik Shahid Hussain (Retired)
6. Mr. Muhammad Latif Ansar
7. Pirzada Mian Mubarik Ahmad

Valid votes polled including postal ballot papers	=	42,015
Invalid votes polled	=	459
<u>Total votes polled</u>	=	<u>42,474</u>
Registered votes	=	94,762
Tendered votes	=	—
Percentage of votes polled to registered votes	=	44.82%

21.73%

49.02%

20,594

(JJI)

12,246

(PDA)

5,927

(Ind)

1,921

JUI (F)

915

(Ind)

306

(Ind)

106

(PAT)

42,015**PP-165 Multan-VI**

1. Mr. Sikandar Hayat Bosan
2. Syed Ali Haider Zaman Gardezi
3. Malik Hafiz Allah Ditta
4. Mr. Muhammad Ali Bucha
5. Mr. Fayyaz Ahmad
6. Dr. Malik Sher Ali

Valid votes polled including postal ballot papers	=	50,347
Invalid votes polled	=	408
<u>Total votes polled</u>	=	<u>50,755</u>
Registered votes	=	1,06,142
Tendered votes	=	—
Percentage of votes polled to registered votes	=	47.82%

26.89%

56.69%

28,544

(JJI)

18,698

(PDA)

2,388

(Ind)

424

(Ind)

223

(Ind)

70

(Ind)

50,347**PP-166 Multan-VII**

1. Makhdoomzada Shah Mahmood Hussain Qureshi
2. Malik Mazhar Abbas Ran
3. Haji Muhammad Ismail Arain
4. Haji Mushtaq Ahmad Ansari

Valid votes polled including postal ballot papers	=	55,936
Invalid votes polled	=	437
<u>Total votes polled</u>	=	<u>56,373</u>
Registered votes	=	1,02,315
Tendered votes	=	—
Percentage of votes polled to registered votes	=	55.10%

32.14%

58.80%

32,888

(JJI)

22,719

(PDA)

178

(PAT)

151

JUP (Noorani)

55,936

	1	2	3	4	5
PP-167 Multan-VIII					
1.	Makhdoomzada Mureed Hussain Qureshi	(Ind)	27,587	49.68%	24.62%
2.	Sheikh Khalil Ahmad	(PDP)	12,120		
3.	Mr. Naseem Chaudhry	(PDA)	10,069		
4.	Rana Kausar Shabbir	(Ind)	2,884		
5.	Mr. Khizar Hayat	(Ind)	1,847		
6.	Ch. Manzoor Ahmad	(Ind)	779		
7.	Ch. Aziz-ur-Rehman	(Ind)	147		
8.	Mian Bashir Ahmad	(Ind)	92		
			<u>55,525</u>		
					Valid votes polled including postal ballot papers = 55,525
					Invalid votes polled = 409
					<u>Total votes polled = 55,934</u>
					Registered votes = 1,12,039
					Tendered votes = —
					Percentage of votes polled to registered votes = 49.92%

PP-168 Multan-IX					
1.	Nawab Liaqat Ali	(JI)	40,030	53.66%	27.44%
2.	Rana Sohail Ahmad	(PDA)	33,944		
3.	Rana Mansoor Ahmad	(Ind)	376		
4.	Mr. Intizar Muhammad	JUP (Noorani)	248		
			<u>74,598</u>		
					Valid votes polled including postal ballot papers = 74,598
					Invalid votes polled = 400
					<u>Total votes polled = 74,998</u>
					Registered votes = 1,45,859
					Tendered votes = —
					Percentage of votes polled to registered votes = 51.42%
PP-169 Multan-X					
1.	Mr. Ashiq Hussain Syed Dewan	(JI)	34,556	62.86%	28.33%
2.	Malik Mushtaq Ahmad	(PDA)	20,258		
3.	Mr. Rahim Bukhs	(Ind)	157		
			<u>54,971</u>		
					Valid votes polled including postal ballot papers = 54,971
					Invalid votes polled = 300
					<u>Total votes polled = 55,271</u>
					Registered votes = 1,21,978
					Tendered votes = —
					Percentage of votes polled to registered votes = 45.31%

PP-170 Multan-XI

1.	Khan Ahmad Khan Baloch	(IJI)	35,161	73.00%	Valid votes polled including postal ballot papers = 48,168
2.	Mr. Muhammad Irshad Abbas Ghallou	(PDA)	12,405	30.65%	Invalid votes polled = 229
3.	Syed Nasruddin Shah	JUP (Noorani)	602		<u>Total votes polled = 48,397</u>
			<u>48,168</u>		<u>Registered votes = 1,14,712</u>
					<u>Tendered votes = -</u>
					Percentage of votes polled to registered votes = 42.19%

PP-171 Multan-XII

1.	Mr. Muhammad Siddique Khan	(IJI)	37,793	62.62%	Valid votes polled including postal ballot papers = 60,349
2.	Mr. Amanullah Khan	(PDA)	21,365	31.52%	Invalid votes polled = 547
3.	Mr. Shabbeer Hussain Malik	(PAT)	896		<u>Total votes polled = 60,896</u>
4.	Mr. Hamid-ud-Din	(Ind)	295		<u>Registered votes = 1,19,912</u>
			<u>60,349</u>		<u>Tendered votes = -</u>
					Percentage of votes polled to registered votes = 50.78%

PP-172 Multan-XIII

1.	Malik Tayyab Khan	(IJI)	41,636	61.23%	Valid votes polled including postal ballot papers = 68,003
2.	Mr. Muhammad Rafiq	(PDA)	25,740	32.13%	Invalid votes polled = 349
3.	Mr. Muhammad Razaq Khan Sabir	(Ind)	308		<u>Total votes polled = 68,352</u>
4.	Mr. Rahim Bukhsh	JUI (F)	265		<u>Registered votes = 1,29,576</u>
5.	Mian Muhammad Shafiq	(Ind)	54		<u>Tendered votes = 1</u>
			<u>68,003</u>		Percentage of votes polled to registered votes = 52.75%

	1	2	3	4	5
PP-173 Multan-XIV					
1.	Malik Sajjad Hussain Khan (LJI)	30,460	53.70%	25.30%	Valid votes polled including = 56,718 postal ballot papers
2.	Malik Muhammad Aslam Khan (PDA)	13,291			
3.	Rao Muhammad Tasleem (Ind)	7,378			Invalid votes polled = 398
4.	Khan Muhammad Akram Khan JUI (F)	5,324			
5.	Mr. Allah Bachaya (Ind)	182			
6.	Mian Haji Abdul Rahim Baryar (Ind)	83			Total votes polled = 57,116
		<u>56,718</u>			Registered votes = 1,20,398
					Tendered votes = 1
					Percentage of votes polled = 47.44% to registered votes
PP-174 Khanewal-I					
1.	Sardar Haji Khizer Hayat Khan (LJI)	26,560	49.02%	20.19%	Valid votes polled including = 54,180 postal ballot papers
2.	Syed Hussain Jahanian Gardazi (PDA)	19,005			
3.	Mr. Riasat Ali JUP(Noorani)	6,178			Invalid votes polled = 359
4.	Mr. Muhammad Ali Azim (Ind)	972			
5.	Haji Manzoor Ahmad Khan (Ind)	776			Total votes polled = 54,539
6.	Mr. Shakil-ur-Rehman Bhutta (Ind)	420			Registered votes = 1,31,561
7.	Mr. Muhammad Hussain (Ind)	269			Tendered votes = —
		<u>54,180</u>			Percentage of votes polled = 41.46% to registered votes
PP-175 Khanewal-II					
1.	Dr. Syed Khawer Ali Shah (LJI)	32,968	57.45%	27.39%	Valid votes polled including = 57,386 postal ballot papers
2.	Syed Muhammad Hasnain Shah (PDA)	22,464			
3.	Syed Muhammad Mukhtar (Ind)	1,159			Invalid votes polled = 458
	Hussain(Retired)				Total votes polled = 57,844
4.	Mr. Muhammad Jamil Khan (Ind)	745			Registered votes = 1,20,367
5.	Mr. Mukhtar Hussain (Ind)	50			Tendered votes = —
		<u>57,386</u>			Percentage of votes polled = 48.06% to registered votes

PP-176 Khanewal-III					
1.	Sardar Allah Yar Khan	(IJI)	31,254	60.74%	27.07%
2.	Syed Salah-ud-Din	(PDA)	17,799		
3.	Rao Muhammad Aslam Khan	(Ind)	2,018		
4.	Mr. Athar Perwaiz Ramey	(Ind)	381		
			<u>51,452</u>		
					Valid votes polled including = 51,452
					postal ballot papers
					Invalid votes polled = 372
					<u>Total votes polled = 51,824</u>
					Registered votes = 1,15,437
					Tendered votes = 4
					Percentage of votes polled = 44.89%
					to registered votes
PP-177 Khanewal-IV					
1.	Haji Irfan Ahmed Khan	(IJI)	35,045	57.65%	28.45%
2.	Mr. Abdul Razaq Khan	(PDA)	23,844		
3.	Sufi Abdul Haque	(Ind)	1,669		
4.	Mr. Muhammad Shafi	(Ind)	159		
5.	Mehar Maqbool Ahmed	(Ind)	77		
			<u>60,794</u>		
					Valid votes polled including = 60,794
					postal ballot papers
					Invalid votes polled = 358
					<u>Total votes polled = 61,152</u>
					Registered votes = 1,23,194
					Tendered votes = 1
					Percentage of votes polled = 49.64%
					to registered votes
PP-178 Khanewal-V					
1.	Mr. Ghulam Haider Wayne	(IJI)	41,769	95.22%	32.74%
2.	Haji Khizar Hayat Khan	(PDA)	1,512		
3.	Syed Tauqeer Shah	(Ind)	169		
4.	Mr. Muhammad Ashraf Asif Toor	(Ind)	165		
5.	Mr. Atta Hussain	(Ind)	122		
6.	Mr. Ijaz Hussain	(Ind)	89		
7.	Mehar Umar Hayat Khan	(Ind)	41		
			<u>43,867</u>		
					Valid votes polled including = 43,867
					postal ballot papers
					Invalid votes polled = 386
					<u>Total votes polled = 44,253</u>
					Registered votes = 1,27,570
					Tendered votes = -
					Percentage of votes polled = 34.69%
					to registered votes

	1	2	3	4	5
PP-179 Khanewal-VI					
1.	Malik Muhammad Zakir	(JI)	47,951	96.84%	Valid votes polled including postal ballot papers = 49,514
2.	Ch. Muhammad Ikram	(PDA)	1,162		
3.	Mr. Ghulam Dastgir	(Ind)	149		Invalid votes polled = 239
4.	Mr. Muhammad Manzoor	(Ind)	148		
5.	Mr. Muhammad Azam Bodla	(Ind)	63		
6.	Ch. Muhammad Sarwar	(Ind)	41		
			<u>49,514</u>		<u>Total votes polled = 49,753</u>
					Registered votes = 1,24,964
					Tendered votes = —
					Percentage of votes polled to registered votes = 39.81%
PP-180 Khanewal-VII					
1.	Mr. Arshad Hussain Maitla	(JI)	35,046	59.50%	Valid votes polled including postal ballot papers = 58,898
2.	Rao Sadaqat Ali Khan	(PDA)	20,165		
3.	Ch. Nazir-ul-Hassan	(Ind)	3,186		Invalid votes polled = 429
4.	Ch. Muhammad Arshad	(Ind)	212		
5.	Mr. Zulfikar Ali	(Ind)	123		
6.	Mr. Khalid Iqbal	(Ind)	97		
7.	Rao Saadat Ali Khan	(Ind)	69		
			<u>58,898</u>		<u>Total votes polled = 59,327</u>
					Registered votes = 1,13,011
					Tendered votes = —
					Percentage of votes polled to registered votes = 52.50%

PP-181 Sahiwal-I

1.	Mr. M. Lateef Mughal	(LJI)	32,097	54.78%	26.13%	Valid votes polled including postal ballot papers = 58,592
2.	Ch. Mumtaz Hussain	(PDA)	24,148			
3.	Mr. Shabbir Ahmed	(Ind)	1,299			Invalid votes polled = 561
4.	Kh. Askari Hassan	(Ind)	635			<u>Total votes polled = 59,153</u>
5.	Ghazi Ahmed Ali Bhandara	(Ind)	188			Registered votes = 1,22,816
6.	Ch. Khalid Aziz	(Ind)	97			Tendered votes = —
7.	Mr. Muhammad Sarwar	(Ind)	54			Percentage of votes polled to registered votes = 48.16%
8.	Mirza Maqsood Amjad	(Ind)	38			
9.	Mr. Muhammad Mushtaq	(Ind)	30			
10.	Ch. Nazir Ahmad	(Ind)	06			
			<u>58,592</u>			

PP-182 Sahiwal-II

1.	Mr. Muhammad Arshad Khan Lodhi	(LJI)	27,324	52.23%	24.74%	Valid votes polled including postal ballot papers = 52,311
2.	Haji Riaz Hussain	(PDA)	22,131			
3.	Ch. Anwar Ali	(Ind)	1,995			Invalid votes polled = 538
4.	Haji Sher Bahadur Khan	(Ind)	619			<u>Total votes polled = 52,849</u>
5.	Mr. Islam Bari	(Ind)	121			Registered votes = 1,10,452
6.	Mr. Muhammad Aslam	(Ind)	86			Tendered votes = —
7.	Mr. Tajammal Hussain Lak	(Ind)	35			Percentage of votes polled to registered votes = 47.85%
			<u>52,311</u>			

1	2	3	4	5
PP-183 Sahiwal-III				
1. Mr. Jalal Din	(LJI)	29,460	48.65%	23.43%
2. Mr. Ghulam Murtaza Shah	(PDA)	25,642		
3. Hafiz Muhammad Iqbal	(Ind)	4,048		
4. Mr. Muhammad Alam	(Ind)	938		
5. Malik Imtiaz Ahmad Awan	(Ind)	425		
6. Mr. Fahim Ahmad Khan	(Ind)	48		
		<u>60,561</u>		
				Valid votes polled including postal ballot papers = 60,561
				Invalid votes polled = 502
				<u>Total votes polled = 61,063</u>
				Registered votes = 1,25,752
				Tendered votes = —
				Percentage of votes polled to registered votes = 48.56%
PP-184 Sahiwal-IV				
1. Malik Iqbal Ahmad	(PDA)	26,639	43.47%	21.90%
2. Mr. Saeed Ahmad Chaudhry	(LJI)	23,102		
3. Mr. Asad Masood	(Ind)	10,544		
4. Mr. Muhammad Tariq Aslam	(Ind)	697		
5. Ch. Muhammad Shafique	(PAT)	174		
6. Mr. Muhammad Khalid	(Ind)	119		
		<u>61,275</u>		
				Valid votes polled including postal ballot papers = 61,275
				Invalid votes polled = 479
				<u>Total votes polled = 61,754</u>
				Registered votes = 1,21,631
				Tendered votes = —
				Percentage of votes polled to registered votes = 50.77%

PP-185 Sahiwal-V

1.	Rai Hasan Nawaz	(IJI)	33,065	52.19%	27.31%	Valid votes polled including postal ballot papers = 63,356
2.	Mr. Muhammad Munir Azhar	(PDA)	28,996			Invalid votes polled = 516
3.	Mr. Abdul Hameed	(Ind)	650			<u>Total votes polled = 63,872</u>
4.	Ch. Abdur Rashid Numberdar	(Ind)	578			Registered votes = 1,21,066
5.	Mr. Munir Ahmad	(Ind)	46			Tendered votes = —
6.	Malik Hasnat Ahmad	(Ind)	21			Percentage of votes polled to registered votes = 52.76%
			<u>63,356</u>			

PP-186 Sahiwal-VI

1.	Pir Ahmad Shah Khagga	(IJI)	32,357	49.33%	22.68%	Valid votes polled including postal ballot papers = 65,594
2.	Mr. Wilayat Shah Khagga	(PDA)	15,664			Invalid votes polled = 594
3.	Mian Muhammad Masood	(Ind)	9,054			<u>Total votes polled = 66,188</u>
4.	Khan Rustam Khan	(Ind)	5,575			Registered votes = 1,42,640
5.	Mehr Zulfqar Ali Khan Sipra	(Ind)	1,642			Tendered votes = 2
6.	Mr. Ifikhar Ahmad	(Ind)	964			Percentage of votes polled to registered votes = 46.40%
7.	Haji Masood Shah Khagga	(Ind)	338			
			<u>65,594</u>			

PP-187 Sahiwal-cum-Pakpattan

1.	Mian Muhammad Amjad Joya	(IJI)	29,297	61.33%	25.01%	Valid votes polled including postal ballot papers = 47,771
2.	Mr. Nazir Ahmad	(PDA)	17,668			Invalid votes polled = 333
3.	Mr. Qamar-uz-Zaman	(PAT)	806			<u>Total votes polled = 48,104</u>
			<u>47,771</u>			Registered votes = 1,17,148
						Tendered votes = —
						Percentage of votes polled to registered votes = 41.06%

	1	2	3	4	5
PP-188 Sahiwal-VII					
1.	Mian Muhammad Ashraf Joyia (LJI)	23,917	48.37%	21.83%	Valid votes polled including = 49,447 postal ballot papers
2.	Mr. Muhammad Nazir (PDA)	19,639			Invalid votes polled = 401
3.	Rao Mashkooor Ahmad (Ind)	5,529			
4.	Mr. Aish Muhammad Khan Sarrar (Ind)	362			<u>Total votes polled = 49,848</u>
		49,447			Registered votes = 1,09,578
					Tendered votes = 3
					Percentage of votes polled = 45.49% to registered votes
PP-189 Sahiwal-VIII					
1.	Peer Allah Yar Chishti (LJI)	22,968	47.29%	20.70%	Valid votes polled including = 48,573 postal ballot papers
2.	Mr. Ghulam Qadir Rana (PDA)	15,787			Invalid votes polled = 552
3.	Syed Riaz Hussain Shah (Ind)	8,645			<u>Total votes polled = 49,125</u>
4.	Mr. Manzoor (Ind)	336			Registered votes = 1,10,944
5.	Mian Ejaz Hussain Sabir (PAT)	297			Tendered votes = -
6.	Mr. Muhammad Zaman Khan (Ind)	295			Percentage of votes polled = 44.28% to registered votes
7.	Mr. Ghulam Moeen Khan (Ind)	245			
		48,573			Valid votes polled including = 53,154 postal ballot papers
					Invalid votes polled = 913
					<u>Total votes polled = 54,067</u>
					Registered votes = 1,28,340
					Tendered votes = -
					Percentage of votes polled = 42.13% to registered votes
PP-190 Pakpattan-I					
1.	Mian Gohar Farid Ahmad Khan (LJI)	17,572	33.06%	13.69%	Valid votes polled including = 53,154 postal ballot papers
2.	Mr. Ghulam Farid Chishti (PDA)	17,043			Invalid votes polled = 913
3.	Haji Abdul Wahid (Ind)	9,158			
4.	Mr. Qasim Bodla (PNP)	7,099			<u>Total votes polled = 54,067</u>
5.	Mian Muhammad Ali Khan (PAT)	1,091			Registered votes = 1,28,340
6.	Hafiz Abdul Rauf (Ind)	561			Tendered votes = -
7.	Rao Liaqat Ali Khan, Advocate (Ind)	336			Percentage of votes polled = 42.13% to registered votes
8.	Rana Muhammad Luqman (Ind)	240			
9.	Mr. Ghulam Farid (Ind)	54			<u>Total votes polled = 54,067</u>
		53,154			Registered votes = 1,28,340
					Tendered votes = -
					Percentage of votes polled = 42.13% to registered votes

PP-191 Pakpattan-II

1.	Mr. Mohammad Shah Khagga	(LJI)	28,873	59.74%	25.77%	Valid votes polled including postal ballot papers = 48,334
2.	Mr. Mohammad Jafar Hayat	(PDA)	17,459			Invalid votes polled = 458
3.	Mr. Ghulam Mohammad	(Ind)	896			Total votes polled = 48,792
4.	Mr. Mohammad Shamshad Choudhry	(Ind)	758			Registered votes = 1,12,028
5.	Al-haj Mian Ahmad Ali Baito	(Ind)	206			Tendered votes = —
6.	Rana Mohammad Luqman	(Ind)	142			Percentage of votes polled to registered votes = 43.55%
			<u>48,334</u>			

PP-192 Vehari-I

1.	Mian Mahfooz Ahmad	(LJI)	26,098	41.01%	22.81%	Valid votes polled including postal ballot papers = 63,644
2.	Mr. Mohammad Tariq Khan	(PDA)	24,163			Invalid votes polled = 629
3.	Sardar Mohammad Khan Khichi	(Ind)	13,034			Total votes polled = 64,273
4.	Mr. Aman Ullah Khan	(PAT)	349			Registered votes = 1,14,392
			<u>63,644</u>			Tendered votes = —
						Percentage of votes polled to registered votes = 56.19%

PP-193 Vehari-II

1.	Mr. Saeed Ahmed Khan	(LJI)	41,361	64.53%	35.22%	Valid votes polled including postal ballot papers = 64,099
2.	Mr. Muhammad Aslam Khan	(PDA)	22,344			Invalid votes polled = 555
3.	Raja Muhammad Sadiq	(Ind)	394			Total votes polled = 64,654
			<u>64,099</u>			Registered votes = 1,17,441
						Tendered votes = —
						Percentage of votes polled to registered votes = 55.05%

	1	2	3	4	5
PP-194 Vehari-III					
1.	Haji Ghulam Haider Khan	(LJI)	27,017	50.99%	Valid votes polled including postal ballot papers = 52,981
2.	Rao Muhammad Shabbir	(PDA)	14,242		Invalid votes polled = 470
3.	Mr. Muhammad Iqbal	(Ind)	10,188		Total votes polled = 53,451
4.	Qazi Muhammad Ismail Javaid	(Ind)	1,120		Registered votes = 1,04,495
5.	Rao Muhammad Riaz Khan	(Ind)	414		Tendered votes = —
			<u>52,981</u>		Percentage of votes polled to registered votes = 51.15%
PP-195 Vehari-IV					
1.	Ch. Nazar Muhammad Duggal	(Ind)	33,823	51.26%	Valid votes polled including postal ballot papers = 65,988
2.	Mr. Waqar Azeem	(LJI)	27,401		Invalid votes polled = 503
3.	Malik Muhammad Jehangir	(PDA)	2,731		Total votes polled = 66,491
4.	Ch. Muhammad Aslam	(Ind)	1,426		Registered votes = 1,27,818
5.	Ch. Abdul Haq Duggal	(Ind)	472		Tendered votes = —
6.	Mr. Liaqat Ali	(Ind)	135		Percentage of votes polled to registered votes = 52.02%
			<u>65,988</u>		
PP-196 Vehari-V					
1.	Mr. Muhammad Zargham Khan	(PDA)	19,017	39.19%	Valid votes polled including postal ballot papers = 48,527
2.	Mian Javed Murtaz Khan Daultana	(LJI)	18,455		Invalid votes polled = 417
3.	Mr. Muhammad Ayyub Khan	(Ind)	10,761		Total votes polled = 48,944
4.	Mr. Muhammad Ayyaz Khan Khakwani	(Ind)	294		Registered votes = 1,06,424
			<u>48,527</u>		Tendered votes = —
					Percentage of votes polled = 45.99%

PP-197 Vehari-VI

1. Ch. Nazir Ahmad
2. Mr. Abdur Rashid
3. Malik Anjad Ali
4. Mr. Nisar Ahmad Chaudhry
5. Mr. Muhammad Amin Malik
6. Mr. Zafar Alam Chaudhry

(IJI)	28,679	50.58%	25.40%	Valid votes polled including postal ballot papers = 56,697
(PDA)	15,203			
(Ind)	6,289			Invalid votes polled = 451
(Ind)	4,080			<u>Total votes polled = 57,148</u>
(Ind)	2,252			Registered votes = 1,12,917
(Ind)	194			Tendered votes = 2
	<u>56,697</u>			Percentage of votes polled to registered votes = 50.61%

PP-198 Vehari-VII

1. Alhaj Pir Zulfiqar Ali Chishti
2. Haji Abdul Hameed
3. Ch. Muhammad Ramzan
4. Mr. Abdul Majeed

(IJI)	35,943	57.83%	28.99%	Valid votes polled including postal ballot papers = 62,148
(PDA)	24,287			
(Ind)	1,441			Invalid votes polled = 415
(Ind)	477			<u>Total votes polled = 62,563</u>
	<u>62,148</u>			Registered votes = 1,23,975
				Tendered votes =
				Percentage of votes polled to registered votes = 50.46%

PP-199 D. G. Khan-I

1. Mr. Zahoor Ahmad Khan
2. Khawaja Muhammad Dawood
3. Sardar Alam Khan
4. Khawaja Atta Ullah Khan
5. Mr. Tahir Masood Khan (Retired)
6. Sardar Rashid Ahmad Khan Qaisrani
7. Khawaja Muhammad Jamal
8. Mr. Muhammad Iqbal

(IJI)	32,066	56.84%	27.21%	Valid votes polled including postal ballot papers = 56,415
(PDA)	16,943			
(Ind)	5,786			Invalid votes polled = 442
(Ind)	1,265			<u>Total votes polled = 56,857</u>
(Ind)	223			Registered votes = 1,17,855
JUI (F)	69			Tendered votes =
(Ind)	32			Percentage of votes polled to registered votes = 48.24%
(Ind)	31			
	<u>56,415</u>			

	1	2	3	4	5
PP-200 D. G. Khan-II					
1.	Mr. Mohsin Atia Khan (Ind)	21,505	41.82%	17.58%	Valid votes polled including postal ballot papers = 51,417
2.	Sardar Fateh Muhammad Khan (PDA)	13,457			Invalid votes polled = 380
3.	Sardar Salah-ud-Din Khan (Ind)	10,901			Total votes polled = 51,797
4.	Sardar Muhammad Ismail Khan (Ind)	5,479			Registered votes = 1,22,317
5.	Dr. Ghulam Muhammad Younis	75			Tendered votes = 12
		<u>51,417</u>			Percentage of votes polled to registered votes = 42.35%
PP-201 D. G. Khan-III					
1.	Sardar Zulfikar Ali Khan Khosa (Ind)	32,776	61.77%	25.91%	Valid votes polled including postal ballot papers = 53,065
2.	Sardar Muhammad Jafar Khan Leghari (Ind)	18,222			Invalid votes polled = 402
3.	Qazi Waseem Ahmad (Ind)	913			Total votes polled = 53,467
4.	Mr. Muhammad Hamaad Raza Khan (Ind)	718			Registered votes = 1,26,491
5.	Mr. Abdul Aziz Beloch (SQI)	183			Tendered votes = 4
6.	Sardar Muhammad Akbar Khan (Ind)	88			Percentage of votes polled to registered votes = 42.27%
7.	Ch. Muhammad Arif (Ind)	51			
8.	Bibi Afifa Mamdot (Retired) (Ind)	39			
9.	Mr. Akhtar Ali (Ind)	31			
10.	Mr. Muhammad Zafar Ullah Khan Ghilzai	28			
11.	Mr. Abdul Razaq Khalid JUI (F)	16			
		<u>53,065</u>			
PP-202 D. G. Khan-IV					
1.	Sardar Maqsood Ahmad Khan Leghari (Ind)	26,552	47.04%	24.28%	Valid votes polled including postal ballot papers = 56,444
2.	Sardar Saif-ud-Din Khan Khosa (JJI)	25,815			Invalid votes polled = 524
3.	Malik Muhammad Hussain (Ind)	4,077			Total votes polled = 56,968
		<u>56,444</u>			Registered votes = 1,09,371
					Tendered votes = --
					Percentage of votes polled = 52.09%

PP-203 D. G. Khan-V

1.	Sardar Mansoor Ahmad Khan Leghari (PDA)	26,282	65.33%	Valid votes polled including postal ballot papers = 40,229
2.	Mr. Manzoor Ahmed (LJI)	12,685		
3.	Mr. Abdul Ghafoor (Ind)	791		
4.	Mr. Shabir Ahmed Khan Leghari (Ind)	191		
5.	Sardar Muhammad Umer Khan Leghari (Ind)	182		
6.	Sardar Nawab Khan (Ind)	65		
7.	Sardar Sajad Ahmad Khan Leghari (Ind)	33		
		<u>40,229</u>		Registered votes = 1,02,771
				Tendered votes = —
				Percentage of votes polled to registered votes = 39.59%

PP-204 Rajanpur-I

1.	Sardar Nasrullah Khan Dareshak	37,506	55.59%	Valid votes polled including postal ballot papers = 67,469
2.	Sardar Muhammad Jaffar Khan Leghari (LJI)	28,638		
3.	Sardar Ameer Bakhsh Khan Mastoi (PSP)	889		
4.	Mr. Arnyad Hassan Khan (Ind)	282		
5.	Mirza Ubaidullah Khan (Ind)	121		
6.	Maulvi Mushtaq Ahmed JUP(Noorani)	33		
		<u>67,469</u>		Total votes polled = 911
				Registered votes = 68,380
				Tendered votes = 1,40,837
				Percentage of votes polled to registered votes = 48.55%

PP-205 Rajanpur-II

1.	Sardar Nasrullah Khan Dareshak	40,174	62.23%	Valid votes polled including postal ballot papers = 64,555
2.	Mr. Hafeez-ur-Rehman Khan (LJI)	21,701		
3.	Mr. Muhammad Iqbal (PDA)	2,039		
4.	Mr. Hazoor Bakhsh Khan Gashkori (Ind)	641		
		<u>64,555</u>		Total votes polled = 818
				Registered votes = 65,373
				Tendered votes = 1,40,791
				Percentage of votes polled to registered votes = 46.43%

25.57%

	1	2	3	4	5
PP-206 Rajanpur-III					
1. Mr. Farhat Aziz Mazari	(LJI)	31,475	60.48%	22.93%	Valid votes polled including postal ballot papers = 52,044
2. Mr. Shaukat Hussain	(PDA)	20,569			= 657
		<u>52,044</u>			Total votes polled = 52,701
					Registered votes = 1,37,264
					Tendered votes = —
					Percentage of votes polled to registered votes = 38.39%
PP-207 Muzaffargarh-I					
1. Sardar Ashiq Hussain Khan	(LJI)	28,499	51.32%	24.39%	Valid votes polled including postal ballot papers = 55,527
2. Haji Rasool Bakhsh	JUP(Noorani)	23,182			= 539
3. Syed Iftikhar Abbass Shah	(PDA)	3,639			Invalid votes polled = 56,066
4. Mr. Muhammad Jamshed	(Ind)	137			Total votes polled = 1,16,858
5. Maulana Muhammad Luqman	JUI (F)	70			Registered votes = —
		<u>55,527</u>			Tendered votes = 47.98%
					Percentage of votes polled to registered votes = 47.98%
PP-208 Muzaffargarh-II					
1. Sardar Alhaj Nazar Muhammad Khan Jatoi	(LJI)	33,350	55.92%	29.80%	Valid votes polled including postal ballot papers = 59,641
2. Sardar Ashiq Hussain Khan	(Ind)	25,914			Invalid votes polled = 470
3. Syed Jamil Ahmad Hussain Bukhari	(Ind)	377			Total votes polled = 60,111
		<u>59,641</u>			Registered votes = 1,11,912
					Tendered votes = —
					Percentage of votes polled to registered votes = 53.71%

PP-209 Muzaffargarh-III

1.	Haji Muhammad Iqbal Leghari	(PDP)	20,690	38.09%	18.93%
2.	Alhaj Jam Ahmad Ali	JUP(Noorani)	17,262		
3.	Makhdoomzada Muhammad Abdullah Shah	(PDA)	15,122		
4.	Haji Rahim Bakhsh	(Ind)	1,060		
5.	Haji Niaz Ahmad Khakhi (Retired)	(Ind)	184		
			<u>54,318</u>		

Valid votes polled including postal ballot papers = 54,318
 Invalid votes polled = 460
Total votes polled = 54,778
 Registered votes = 1,09,277
 Tended votes = —
 Percentage of votes polled to registered votes = 50.13%

PP-210 Muzaffargarh-IV

1.	Mr. Mansoor Ahmad Khan	(PDP)	26,965	47.08%	25.42%
2.	Sardar Muhammad Shakir	JUP(Noorani)	23,856		
3.	Mr. Abid Aleem	(PDA)	4,457		
4.	Mr. Tanvir Ahmad Jangla	(Ind)	1,738		
5.	Hafiz Muhammad Akram	(Ind)	258		
			<u>57,274</u>		

Valid votes polled including postal ballot papers = 57,274
 Invalid votes polled = 462
Total votes polled = 57,736
 Registered votes = 1,06,068
 Tended votes = —
 Percentage of votes polled to registered votes = 54.43%

	1	2	3	4	5
PP-211 Muzaffargarh-V					
1. Mr. Amjad Hamid Khan Dasti	(IJI)	19,019	38.37%	18.33%	Valid votes polled including postal ballot papers = 49,570
2. Malik Abdur Rehman Khar	(Ind)	16,556			Invalid votes polled = 544
3. Sh. Muhammad Hussain	(Ind)	10,570			Total votes polled = 50,114
4. Mr. Inam Karim	(PDP)	2,356			Registered votes = 1,03,746
5. Sardar Manzoor Ahmad Khan	(PDA)	247			Tendered votes = --
6. Mr. Ashiq Javid	(Ind)	133			Percentage of votes polled to registered votes = 48.30%
7. Malik Niaz Ahmad Panwar	(Ind)	127			
8. Dr. Amir Nawaz Khan	(Ind)	119			
9. Sardar Ghulam Qadir Khan Baidam	(Ind)	113			
10. Mr. Ghulam Qasim Khan	(Ind)	113			
11. Haji Mir Ghulam Qasim Khan	(Ind)	86			
12. Mr. Wajid Nawaz Khan	JUI (F)	70			
13. Syed Muhammad Iqbal Ahmad Shah	(Ind)	40			
14. Mr. Ghulam Abbas Langrial	(Ind)	21			
		<u>49,570</u>			
PP-212 Muzaffargarh-VI					
1. Malik Ghulam Muhammad Noor Rabbani Khar	(IJI)	30,434	56.17%	26.73%	Valid votes polled including postal ballot papers = 54,179
2. Mian Taj Muhammad Qureshi	(Ind)	13,497			Invalid votes polled = 407
3. Sardar Nawazish Ali Khan	(PDA)	9,025			Total votes polled = 54,586
4. Sardar Inayat Ullah Khan	(PDP)	796			Registered votes = 1,13,853
5. Mr. Akhtar Hussain Khan Sohail	JUI (F)	427			Tendered votes = --
		<u>54,179</u>			Percentage of votes polled to registered votes = 47.94%

PP-213 Muzaffargarh-VII

1. Malik Sultan Mahmood
2. Mr. Abdullah Sulfi
3. Malik Bashir Ahmad
4. Mian Mohsan Ali
5. Mr. Habib-ur-Rehman Chaudhry
6. Mr. Abdul Rehman
7. Mr. Saleem Akhtar
8. Malik Ghulam Muhammad Noor Rabbani Khar

(IJI)	24,050	43.17%	
JUI (F)	15,245		Valid votes polled including = 55,706
(PDA)	5,887		postal ballot papers
(Ind)	5,256		Invalid votes polled = 423
JUP(Noorani)	4,106		
(Ind)	595		<u>Total votes polled = 56,129</u>
(Ind)	376		Registered votes = 1,08,640
(Ind)	191		Tendered votes = —
	<u>55,706</u>		Percentage of votes polled to registered votes = 51.67%

PP-214 Muzaffargarh-VIII

1. Malik Ghulam Muhammad Mustafa Khar
2. Malik Muhammad Rafiq
3. Sardar Abdul Haq Khan
4. Rana Muhammad Ashraf
5. Mr. Fazal Hussain
6. Mr. Arshad Ali
7. Mr. Muhammad Munir Faisal
8. Syed Muhammad Iqbal Ahmad Shah
9. Mr. Muhammad Sultan Khan
10. Mr. Ghulam Rasool
11. Malik Abdul Ahad
12. Malik Ghulam Muhammad Noor Rabbani Khar

(Ind)	21,955	40.20%	
(IJI)	17,938		Valid votes polled including = 54,613
(PDA)	7,223		postal ballot papers
JUI (F)	6,338		Invalid votes polled = 455
(Ind)	271		<u>Total votes polled = 55,068</u>
(Ind)	227		Registered votes = 1,16,655
(Ind)	224		Tendered votes = —
(Ind)	135		Percentage of votes polled to registered votes = 47.21%
(Ind)	86		
(Ind)	84		
JUP(Noorani)	75		
(Ind)	57		
	<u>54,613</u>		

	1	2	3	4	5
PP-215 Layyah-I					
1. Ch. Asghar Ali	(LJI)	36,858	49.04%	23.86%	Valid votes polled including = 75,154 postal ballot papers
2. Mr. Allah Diwaya	(Ind)	35,267			= 946
3. Mr. Abdul Majeed	JUI (F)	2,047			Total votes polled = 76,100
4. Mr. Karam Din	(Ind)	365			= 1,54,497
5. Mr. Nasir Abbas alias	(Ind)	345			Registered votes =
Nasir Ahmed Khan	(Ind)	104			Tendered votes =
6. Mr. Abid Hussain	(Ind)	88			Percentage of votes polled = 49.26% to registered votes
7. Syed Iqbal Ahmad Shah	(Ind)	80			
8. Mr. Manzoor Hussain Mirani		<u>75,154</u>			

PP-216 Layyah-II					
1. Malik Ghulam Haider Thind	(LJI)	35,333	57.22%	28.28%	Valid votes polled including = 61,749 postal ballot papers
2. Mehr Fazal Hussain Soomra	(PDA)	21,739			Invalid votes polled = 498
3. Sardar Sajjad Hussain Khan	JUI (F)	4,176			Total votes polled = 62,247
4. Haji Muhammad Asghar	(Ind)	501			Registered votes = 1,24,934
		<u>61,749</u>			Tendered votes = 4
					Percentage of votes polled = 49.82% to registered votes
PP-217 Layyah-III					
1. Malik Ahmad Ali Aulakh	(LJI)	28,367	42.53%	20.84%	Valid votes polled including = 66,691 postal ballot papers
2. Mr. Noor Ahmad	(PDA)	16,084			Invalid votes polled = 458
3. Ch. Muhammad Afzal	(Ind)	11,559			Total votes polled = 67,149
4. Mr. Ghulam Hussain	(Ind)	10,681			Registered votes = 1,36,141
		<u>66,691</u>			

PP-218 Bahawalpur-I

1.	Malik Qadir Bukhsh	(LJI)	26,986	51.27%	22.89%	Valid votes polled including postal ballot papers = 52,653
2.	Sheikh Sami Ullah	(PDA)	16,034			Invalid votes polled = 672
3.	Malik Ahmad Yar Waren	JUI (F)	8,657			Total votes polled = 53,325
4.	Mr. Muhammad Afzal Shikrani	(PSP)	986			Registered votes = 1,17,944
			<u>52,653</u>			Tendered votes = 4
						Percentage of votes polled to registered votes = 45.21%

PP-219 Bahawalpur-II

1.	Sahibzada Muhammad Usman Abbasi	(Ind)	26,241	50.96%	23.58%	Valid votes polled including postal ballot papers = 51,483
2.	Sardar Muhammad Abdullah Khan	(LJI)	20,110			Invalid votes polled = 653
3.	Sardar Fazal Ahmad Khan Langah	(PDA)	2,907			Total votes polled = 52,146
4.	Malik Muhammad Ajmal	JUI (F)	1,224			Registered votes = 1,11,302
5.	Mr. Muhammad Saleem Khan	(PSP)	259			Tendered votes = --
6.	Mr. Ghulam Jafer Malik	(Ind)	213			Percentage of votes polled to registered votes = 46.85%
7.	Mr. Muhammad Mujahid	(Ind)	212			
8.	Sardar Muhammad Saleem Khan	(Ind)	141			
9.	Haji Haq Nawaz	(Ind)	134			
10.	Alhaj Allama Shabbir Ahmad Bhutta	(Ind)	52			
			<u>51,483</u>			

	1	2	3	4	5
PP-220 Bahawalpur-III					
1.	Mian Shahab-ud-Din Awaisi	(LJI)	36,563	59.70%	Valid votes polled including postal ballot papers = 61,247
2.	Sheikh Dilshad Ahmed	(PDA)	22,101		Invalid votes polled = 650
3.	Mr. Muhammad Aslam Khan	(Ind)	2,326		
4.	Mr. Allah Ditta Khan	(Ind)	257		Total votes polled = 61,897
			<u>61,247</u>		Registered votes = 1,37,013
					Tendered votes = —
					Percentage of votes polled to registered votes = 45.18%
PP-221 Bahawalpur-IV					
1.	Ch. Muhammad Iqbal	(LJI)	41,312	58.57%	Valid votes polled including postal ballot papers = 70,536
2.	Mr. Tariq Bashir Cheema	(PDA)	27,904		Invalid votes polled = 677
3.	Mr. Shabbir Hussain Cheema	(Ind)	1,201		Total votes polled = 71,213
4.	Mr. Manzoor Ahmed	(Ind)	67		Registered votes = 1,62,519
5.	Mr. Noor Hussain Chatha	JUP(Noorani)	52		Tendered votes = —
			<u>70,536</u>		Percentage of votes polled to registered votes = 43.82%

PP-222 Bahawalpur-V

1.	Syed Waseem Akhtar	(LJI)	32,382	69.18%	27.78%	Valid votes polled including postal ballot papers = 46,809
2.	Mst. Tahira Khan	(PDA)	12,814			Invalid votes polled = 389
3.	Malik Fazal Ahmad	(Ind)	464			
4.	Malik Imtiaz Hussain	(Ind)	463			
5.	Sardar Muhammad Aslam Khan	(PDP)	331			<u>Total votes polled = 47,198</u>
6.	Mr. Muhammad Saleh Siddiqui	(Ind)	100			Registered votes = 1,16,569
7.	Mr. Mumtaz Hussain Bazmi	(Ind)	79			Tendered votes = 37
8.	Syed Tabish Alwari	(Ind)	75			Percentage of votes polled to registered votes = 40.49%
9.	Mr. Ayyaz Mehmood Khan Khakwani	(Ind)	55			
10.	Haji Muhammad Hashim Khan	(PSP)	46			
			<u>46,809</u>			

PP-223 Bahawalpur-VI

1.	Syed Salman Ahmad Gardezi	(LJI)	33,126	56.01%	26.82%	Valid votes polled including postal ballot papers = 59,148
2.	Ch. Safdar Hussain	(PDA)	24,896			Invalid votes polled = 545
3.	Rana Ashiq Ali	(Ind)	575			<u>Total votes polled = 59,693</u>
4.	Mr. Abdul Rehman Khan	(Ind)	551			Registered votes = 1,23,532
			<u>59,148</u>			Tendered votes = -
						Percentage of votes polled to registered votes = 48.32%

	1	2	3	4	5
PP-224 Bahawalpur-VII					
1. Syed Muhammad Sajjad Hussain Bukhari	(JI)	31,856	52.34%	25.43%	Valid votes polled including postal ballot papers = 60,869 Invalid votes polled = 617
2. Mr. Tariq Mahmood	(PDA)	13,973			<u>Total votes polled = 61,486</u>
3. Mr. Riaz Ahmad	(Ind)	11,735			Registered votes = 1,25,246
4. Mr. Muhammad Farooq Nawaz	(Ind)	2,265			Tendered votes = —
5. Mr. Muhammad Yousaf Jalandhari	(Ind)	409			Percentage of votes polled to registered votes = 49.09%
6. Mian Muhammad Abdullah	(Ind)	271			
7. Sardar Maqsood Hussain Gill	(Ind)	167			
8. Mr. Muhammad Saleem	(Ind)	106			
9. Mr. Abdul Rasheed	(Ind)	56			
10. Mr. Nadeem Iqbal Awan	(Ind)	31			
		<u>60,869</u>			
PP-225 Bahawalnagar-I					
1. Haji Khadim Hussain	(JI)	32,669	52.94%	28.39%	Valid votes polled including postal ballot papers = 61,715
2. Mr. Muhammad Sardar Khan	(PDA)	28,052			Invalid votes polled = 615
3. Mr. Muhammad Iqbal	(Ind)	715			<u>Total votes polled = 62,330</u>
4. Syed Misbah-ur-Rehman	JUI (F)	279			Registered votes = 1,15,075 Tendered votes = 1
		<u>61,715</u>			Percentage of votes polled to registered votes = 54.16%

PP-226 Bahawalnagar-II

1.	Mian Shaukat Ali	(LJI)	21,077	40.07%	18.88%	Valid votes polled including postal ballot papers = 52,600
2.	Mr. Muhammad Tariq Amin Hotiana	(Ind)	15,063			
3.	Mr. Abdul Qadir Shaheen	(PDA)	13,400			Invalid votes polled = 647
4.	Mr. Ghulam Sadiq	(Ind)	2,111			<u>Total votes polled = 53,247</u>
5.	Mr. Muhammad Azam	(Ind)	385			
6.	Haji Muhammad Jehangir	(Ind)	300			Registered votes = 1,11,609
7.	Mr. Muhammad Siddique	(Ind)	168			Tendered votes = 7
8.	Syed Rasheed Ahmad Shah	(Ind)	66			Percentage of votes polled to registered votes = 47.71%
9.	Haji Ch. Muhammad Akram	(Ind)	30			
			<u>52,600</u>			

PP-227 Bahawalnagar-III

1.	Mian Manzoor Ahmed Mohal	(LJI)	24,271	46.27%	22.45%	Valid votes polled including postal ballot papers = 52,459
2.	Rao Ejaz Ali Khan	(PDA)	10,775			
3.	Mr. Sardar Ahmad	(Ind)	8,239			Invalid votes polled = 627
4.	Rao Maratib Ali Khan	(Ind)	5,888			<u>Total votes polled = 53,086</u>
5.	Mr. Hamid Akhtar alias Khurram Maqbool	(Ind)	3,286			Registered votes = 1,08,132
			<u>52,459</u>			Tendered votes = -
						Percentage of votes polled to registered votes = 49.09%

PP-228 Bahawalnagar-IV

1.	Mr. Muhammad Tahir Mehmood	(LJI)	29,459	52.43%	26.98%	Valid votes polled including postal ballot papers = 56,184
2.	Mian Mumtaz Ahmed	(PDA)	26,603			
3.	Maulana Bashir Ahmed Shad	(Ind)	122			Invalid votes polled = 413
			<u>56,184</u>			<u>Total votes polled = 56,597</u>
						Registered votes = 1,09,190
						Tendered votes = -
						Percentage of votes polled to registered votes = 51.83%

	1	2	3	4	5
PP-229 Bahawalnagar-V					
1. Ch. Abdul Ghafoor s/o	(IJI)	38,866	61.25%	31.92%	Valid votes polled including postal ballot papers = 63,459
2. Ch. Ghulam Muhammad	(PDA)	22,771			Invalid votes polled = 589
3. Ch. Munir Ahmad	(Ind)	1,185			<u>Total votes polled = 64,048</u>
4. Mr. Abdul Sattar Zafar	(PAT)	252			Registered votes = 1,21,752
5. Hafiz Haque Nawaz	(Ind)	115			Tendered votes = -
6. Mr. Muhammad Munir	(Ind)	82			Percentage of votes polled to registered votes = 52.61%
7. Mr. Abdul Ghafoor s/o Barkat Ali	(Ind)	63			
8. Mr. Ali Sher (Retired)	(Ind)	49			
9. Mr. Muhammad Yousaf	(PDP)	45			
10. Mr. Abdul Rashid Qureshi	(Ind)	31			
		<u>63,459</u>			
PP-230 Bahawalnagar-VI					
1. Mr. Muhammad Bashir	(IJI)	37,589	52.31%	28.47%	Valid votes polled including postal ballot papers = 71,855
2. Mr. Muhammad Rauf Khalid	(PDA)	30,518			Invalid votes polled = 689
3. Mr. Muhammad Zafarullah	(Ind)	2,163			<u>Total votes polled = 72,544</u>
4. Mr. Iftekhar Ahmad	(Ind)	1,068			Registered votes = 1,32,048
5. Mr. Atta Muhammad	(Ind)	320			Tendered votes = -
6. Mr. Arshad Ali	(PAT)	197			Percentage of votes polled to registered votes = 54.94%
		<u>71,855</u>			

PP-231 Bahawalnagar-VII

1. Mr. Muhammad Akram	(LJI)	31,060	56.18%	29.18%	Valid votes polled including postal ballot papers = 55,284
2. Mr. Tahir Bashir Cheema	(PDA)	24,224			Invalid votes polled = 488
		<u>55,284</u>			<u>Total votes polled = 55,772</u>

Registered votes = 1,06,427
 Tendered votes = —
 Percentage of votes polled to registered votes = 52.40%

PP-232 Rahimyar Khan-I

1. Khawaja Muhammad Asghar Koreja	(LJI)	21,329	44.58%	17.53%	Valid votes polled including postal ballot papers = 47,846
2. Mr. Ghulam Sultan Mehmood	(PDA)	14,733			Invalid votes polled = 601
3. Mr. Zafar Ali Khan Langah	(Ind)	11,502			<u>Total votes polled = 48,447</u>
4. Mr. Dilawar Khan	(PSP)	144			Registered votes = 1,21,658
5. Malik Azeem Bukhsh	(Ind)	138			Tendered votes = —
		<u>47,846</u>			Percentage of votes polled to registered votes = 39.82%

PP-233 Rahimyar Khan-II

1. Mr. Masood Ahmad	(LJI)	39,390	57.07%	24.58%	Valid votes polled including postal ballot papers = 69,022
2. Rais Mushtaq Ahmad	(PDA)	29,632			Invalid votes polled = 768
		<u>69,022</u>			<u>Total votes polled = 69,790</u>
					Registered votes = 1,60,269
					Tendered votes = 38
					Percentage of votes polled to registered votes = 43.55%

	1	2	3	4	5
PP-234 Rahimyar Khan-III					
1.	Mian Abdul Sattar (LJI)	27,019	47.13%	21.07%	Valid votes polled including postal ballot papers = 57,334
2.	Sardar Muhammad Nawaz Khan (PDA)	17,123			Invalid votes polled = 890
3.	Khawaja Iqbal Fareed Koreja (Ind)	13,192			<u>Total votes polled = 58,224</u>
		57,334			Registered votes = 1,28,230
					Tendered votes = -
					Percentage of votes polled to registered votes = 45.41%
PP-235 Rahimyar Khan-IV					
1.	Sh. Muhammad Aslam (LJI)	37,534	72.95%	27.43%	Valid votes polled including postal ballot papers = 51,449
2.	Ch. Atta Muhammad (PDA)	13,133			Invalid votes polled = 445
3.	Haji Ghulam Murtaza (Ind)	620			<u>Total votes polled = 51,894</u>
4.	Ch. Javed Rasool (Ind)	118			Registered votes = 1,36,824
5.	Mr. Muhammad Akram Rahi (Ind)	44			Tendered votes = -
		51,449			Percentage of votes polled to registered votes = 37.93%
PP-236 Rahimyar Khan-V					
1.	Makhdoom Musharaf Hussain (LJI)	27,254	56.38%	26.14%	Valid votes polled including postal ballot papers = 48,339
2.	Makhdoom Altaf Ahmad (PDA)	20,823			Invalid votes polled = 534
3.	Mr. Masood Ahmed (Ind)	166			<u>Total votes polled = 48,873</u>
4.	Mr. Saeed Ahmad (Ind)	96			Registered votes = 1,04,246
		48,339			Tendered votes = -
					Percentage of votes polled to registered votes = 46.88%

PP-237 Rahimyar Khan-VI

1. Ch. Muhammad Jafar Iqbal Gujjar
2. Dr. Muhammad Aslam Khan Narro
3. Mr. Muhammad Yousaf
4. Ch. Iftekhar Ahmad
5. Mr. Mahmood Hussain

(LJI)	48,651	79.71%	36.48%	Valid votes polled including = 61,035
(PDA)	11,709			postal ballot papers
JUI (F)	332			Invalid votes polled = 420
(Ind)	254			
(PSP)	89			
	<u>61,035</u>			<u>Total votes polled = 61,455</u>
				Registered votes = 1,33,369
				Tendered votes = —
				Percentage of votes polled = 46.08%
				to registered votes

PP-238 Rahimyar Khan-VII

1. Syed Ali Akbar Mahmood
2. Mst. Salma Gillani
3. Syed Hussain Mahmood
4. Mr. Allah Bakhsh
alias Faqir Muhammad
5. Malik Saeed Manzar
6. Mr. Irshad Ahmad

(LJI)	37,306	63.01%	28.81%	Valid votes polled including = 59,203
(PDA)	16,923			postal ballot papers
(Ind)	4,657			Invalid votes polled = 605
(PSP)	189			
				<u>Total votes polled = 59,808</u>
(Ind)	90			Registered votes = 1,29,503
JUI (F)	38			Tendered votes = —
	<u>59,203</u>			Percentage of votes polled = 46.18%
				to registered votes

PP-239 Rahimyar Khan-VIII

1. Mr. Sheukat Dawood
2. Syed Ahmad Mehmoed
3. Syed Mukhtar-ul-Hassan Gul
4. Sardar Muhammad Aslam Dahir
5. Rais Muhammad Bakhsh
6. Mr. Aziz Ahmad
7. Sardar Rafiq Haider Leghari
8. Raja Mehfooz Ali

(Ind)	26,960	47.85%	22.52%	Valid votes polled including = 56,343
(LJI)	24,464			postal ballot papers
(PDA)	4,740			Invalid votes polled = 449
(Ind)	100			
(Ind)	30			<u>Total votes polled = 56,792</u>
(Ind)	25			Registered votes = 1,19,736
(Ind)	16			Tendered votes = —
(Ind)	8			Percentage of votes polled = 47.43%
	<u>56,343</u>			to registered votes

	1	2	3	4	5
PP-240 Rahimyar Khan-IX					
1.	Mr. Muhammad Azhar	(PDA)	20,706	45.19%	Valid votes polled including postal ballot papers = 45,823
2.	Sardar Muhammad Alamgir Khan	(IJI)	15,992	18.43%	Invalid votes polled = 531
3.	Sardar Rais Mehboob Ahmad	(Ind)	8,521		<u>Total votes polled = 46,354</u>
4.	Syed Abul Kalam Jilani	(Ind)	403		
5.	Mr. Nehal Khan Abbassi	(Ind)	167		Registered votes = 1,12,371
6.	Sardar Rafiq Haider Leghari	(Ind)	34		Tendered votes = -
			<u>45,823</u>		Percentage of votes polled to registered votes = 41.25%

**NAMES OF THE ELECTED CANDIDATES
NOMINATED BY THE POLITICAL
PARTIES IN THE PROVINCIAL
ASSEMBLY, PUNJAB**

**NAMES OF THE ELECTED
CANDIDATES NOMINATED BY THE
ISLAMI JAMHOORI ITTEHAD
(IJI)**

**NAMES OF THE ELECTED CANDIDATES NOMINATED BY
THE ISLAMI JAMHOORI ITTEHAD (JI)**

Sl No.	No. & name of constituency	Name of the returned candidate
1.	PP-1 Rawalpindi-I	Dr. Muhammad Afzal Ezaz
2.	PP-2 Rawalpindi-II	Mr. Badshah Mir Khan Afridi
3.	PP-3 Rawalpindi-III	Mr. Muhammad Hanif Chaudhry
4.	PP-4 Rawalpindi-IV	Mr. Muhammad Basharat Raja
5.	PP-6 Rawalpindi-VI	Ch. Nisar Ali Khan
6.	PP-7 Rawalpindi-VII	Mr. Shoukat Mahmood Bhatti
7.	PP-8 Rawalpindi-VIII	Raja Ashfaq Sarwar
8.	PP-9 Rawalpindi-IX	Mr. Muhammad Yamin
9.	PP-10 Rawalpindi-X	Ch. Muhammad Riaz
10.	PP-11 Rawalpindi-XI	Mr. Javed Ikhlas
11.	PP-12 Attock-I	Sardar Muhammad Sadiq Khan
12.	PP-13 Attock-II	Mr. Taj Muhammad Khanzada
13.	PP-14 Attock-III	Haji Malik Gulab Khan
14.	PP-15 Attock-IV	Malik Ata Muhammad Khan
15.	PP-16 Chakwal-I	Ch. Liaqat Ali Khan
16.	PP-17 Chakwal-II	Malik Shahbaz Khan
17.	PP-18 Chakwal-III	Mst. Fouzia Behram
18.	PP-19 Chakwal-IV	Malik Salim Iqbal
19.	PP-20 Jhelum-I	Ch. Khadam Hussain
20.	PP-21 Jhelum-II	Raja Muhammad Khalid Khan
21.	PP-22 Jhelum-III	Raja Nasir Ali Khan
22.	PP-23 Sargodha-I	Mr. Mazhar Ahmed Qureshi
23.	PP-24 Sargodha-II	Sahibzada Ghulam Naseer-ud-Din
24.	PP-25 Sargodha-III	Ch. Abdul Hameed
25.	PP-28 Sargodha-VI	Ch. Amar Sultan Cheema
26.	PP-29 Sargodha-VII	Mian Manazar Ali Ranjha
27.	PP-30 Sargodha-VIII	Mr. Shah Nawaz Ranjha
28.	PP-31 Sargodha-IX	Mehr Ahmad Khan
29.	PP-33 Khushab-I	Malik Mukhtar Ahmad Awan
30.	PP-34 Khushab-II	Malik Khuda Bakhsh Khan
31.	PP-36 Mianwali-I	Haji Ghulam Rasul Khan
32.	PP-37 Mianwali-II	Khan Aamir Hayat Khan
33.	PP-38 Mianwali-III	Haji Gul Hameed Khan Rokhri
34.	PP-40 Bhakkar-I	Malik Amanullah
35.	PP-41 Bhakkar-II	Malik Ghazanfar Ali

Sl No.	No. & name of constituency	Name of the returned candidate
36.	PP-42 Bhakkar-III	Mr. Naeem Ullah Khan Shahani
37.	PP-43 Faisalabad-I	Dr. Muhammad Shafiq Chaudhry
38.	PP-44 Faisalabad-II	Mr. Khalid Mahmood Khan
39.	PP-45 Faisalabad-III	Haji Muhammad Nawaz Khan
40.	PP-46 Faisalabad-IV	Mr. Muhammad Akram Chaudhary
41.	PP-47 Faisalabad-V	Rai Rab Nawaz Khan
42.	PP-48 Faisalabad-VI	Chaudhary Safdar Shakir
43.	PP-49 Faisalabad-VII	Ch. Mazhar Ali Gill
44.	PP-50 Faisalabad-VIII	Mr. Pervez Sultan
45.	PP-51 Faisalabad-IX	Mian Muhammad Farooq
46.	PP-52 Faisalabad-X	Mr. Talib Hussain
47.	PP-53 Faisalabad-XI	Ch. Abdul Majid
48.	PP-54 Faisalabad-XII	Mr. Muhammad Afzal Sahi
49.	PP-55 Faisalabad-XIII	Mr. Qamar Zaman Awan
50.	PP-56 Faisalabad-XIV	Mr. Muhammad Din
51.	PP-57 Faisalabad-XV	Mr. Tahir Ahmad Shah
52.	PP-58 Faisalabad-XVI	Ch. Muhammad Nazeer Ahmad
53.	PP-59 Faisalabad-XVII	Ch. Sher Ali
54.	PP-60 Faisalabad-XVIII	Mr. Muhammad Anwar Ali Khan Balooch
55.	PP-62 Jhang-II	Mr. Dost Muhammad Lali
56.	PP-64 Jhang-IV	Mehr Muhammad Nawaz Khan
57.	PP-66 Jhang-VI	Mehr Muhammad Aslam Khan
58.	PP-68 Jhang-VIII	Mr. Ghazanfar Ali Khan
59.	PP-69 Jhang-IX	Mr. Muzaffar Ali Khan
60.	PP-70 Jhang-X	Mr. Akhtar Abbas Bharwana
61.	PP-71 Toba Tek Singh-I	Mr. Riaz Fatiana
62.	PP-72 Toba Tek Singh-II	Makhdoom Syed Ali Raza Shah
63.	PP-73 Toba Tek Singh-III	Mr. Abdul Sattar
64.	PP-74 Toba Tek Singh-IV	Sardar Muhammad Murad Khan
65.	PP-75 Toba Tek Singh-V	Haji Ghulam Rabbani
66.	PP-76 Toba Tek Singh-VI	Mr. Amjad Ali Warriach
67.	PP-77 Gujranwala-I	Raja Khalique Ullah Khan
68.	PP-78 Gujranwala-II	Ch. Hamid Nasir Chatha
69.	PP-79 Gujranwala-III	Mr. Noor Muhammad
70.	PP-80 Gujranwala-IV	Ch. Mehdi Hassan Bhatti
71.	PP-81 Gujranwala-V	Mian Intisar Hussain
72.	PP-82 Gujranwala-VI	Mr. Khalid Javaid Virk

Sl No.	No. & name of constituency	Name of the returned candidate
73.	PP-83 Gujranwala-VII	Ch. Abdul Wakeel Khan
74.	PP-84 Gujranwala-VIII	Mr. Zafarullah Cheema
75.	PP-85 Gujranwala-IX	Mr. Muhammad Iqbal.
76.	PP-86 Gujranwala-X	Mr. Muhammad Azam Cheema
77.	PP-87 Gujranwala-XI	Ch. Shahid Akram Bhinder
78.	PP-88 Gujranwala-XII	Mehr Muhammad Salim
79.	PP-89 Gujranwala-XIII	Mr. Usman Ibrahim
80.	PP-90 Gujranwala-XIV	Mr. S.A. Hameed
81.	PP-91 Gujrat-I	Mian Imran Masud
82.	PP-92 Gujrat-II	Ch. Ghulam Sarwar
83.	PP-93 Gujrat-III	Mr. Wajahat Hussain
84.	PP-94 Gujrat-IV	Ch. Pervaiz Ellahi
85.	PP-95 Gujrat-V	Ch. Muhammad Farooq
86.	PP-96 Gujrat-VI	Ch. Muhammad Aslam
87.	PP-97 Gujrat-VII	Mian Tariq Mahmood
88.	PP-98 Gujrat-VIII	Mian Waheed-ud-Din
89.	PP-99 Gujrat-IX	Pir Muhammad Yaqoob Shah
90.	PP-100 Gujrat-X	Mr. Muhammad Afzal Chann
91.	PP-101 Gujrat-XI	Ch. Ikram Ullah Ranjha
92.	PP-102 Sialkot-I	Mr. Ijaz Ahmad Sheikh
93.	PP-103 Sialkot-II	Ch. Akhtar Ali
94.	PP-104 Sialkot-III	Mr. Khush Akhtar Sobhani
95.	PP-105 Sialkot-IV	Rana Shamim Ahmad Khan
96.	PP-106 Sialkot-V	Ch. Akhtar Ali
97.	PP-107 Sialkot-VI	Ch. Sadaqat Ali
98.	PP-108 Sialkot-VII	Syed Iftikhar-ul-Hassan Shah
99.	PP-109 Sialkot-VIII	Mr. Sikandar Hayat
100.	PP-110 Sialkot-IX	Mr. Muhammad Naseer Khan
101.	PP-111 Sialkot-X	Ch. Ghulam Ahmad Khan
102.	PP-112 Sialkot-XI	Sahibzada Syed Mazhar-ul-Hassan alias Chan Pir
103.	PP-113 Sialkot-XII	Mian Nawaz Sharif
104.	PP-114 Sialkot-XIII	Mr. Attiqu-ur-Rehman
105.	PP-115 Sialkot-XIV	Mian Muhammad Rasheed
106.	PP-116 Lahore-I	Mian Mahmood Ahmad
107.	PP-117 Lahore-II	Mr. Irshad Hussain Saithi
108.	PP-118 Lahore-III	Al-Haj Sh. Rohail Asghar

Sl No.	No. & name of constituency	Name of the returned candidate
109.	PP-119 Lahore-IV	Mr. Hakim Ali Bhatti
110.	PP-120 Lahore-V	Mr. Muhammad Anwar-ul-Haq
111.	PP-121 Lahore-VI	Malik Muhammad Sadiq
112.	PP-122 Lahore-VII	Haji Muhammad Shareef
113.	PP-123 Lahore-VIII	Mian Nawaz Sharif
114.	PP-124 Lahore-IX	Mian Muhammad Shahbaz Sharif
115.	PP-125 Lahore-X	Hafiz Salman Butt
116.	PP-126 Lahore-XI	Mr. Suhail Zia Butt
117.	PP-127 Lahore-XII	Mr. Mehmood-ur-Rashid
118.	PP-128 Lahore-XIII	Mr. Akhtar Rasool
119.	PP-129 Lahore-XIV	Mian Shahbaz Ahmed
120.	PP-130 Lahore-XV	Mr. Muhammad Hayat
121.	PP-131 Lahore-XVI	Major (Retd) Habib Ullah Khan
122.	PP-132 Lahore-XVII	Mr. Muhammad Akram Butt
123.	PP-133 Lahore-XVIII	Ch. Shaukat Ali
124.	PP-134 Sheikhupura-I	Mr. Wajid Ali Khan
125.	PP-135 Sheikhupura-II	Ch. Ijaz Ahmad
126.	PP-136 Sheikhupura-III	Malik Sarfraz Ahmad
127.	PP-137 Sheikhupura-IV	Haji Muhammad Nawaz
128.	PP-138 Sheikhupura-V	Sardar Mahboob Hussain Dogar
129.	PP-139 Sheikhupura-VI	Malik Zulfiqar Ahmad Awan
130.	PP-140 Sheikhupura-VII	Mr. Abdur Rashid
131.	PP-142 Sheikhupura-IX	Mr. Shahid Manzoor Gill
132.	PP-143 Sheikhupura-X	Mehr Saeed Ahmad Zafar
133.	PP-144 Sheikhupura-XI	Agha Ghulam Haider
134.	PP-145 Kasur-I	Haji Ghulam Sabir
135.	PP-146 Kasur-II	Haji Sardar Khan
136.	PP-148 Kasur-IV	Sardar Tufail Ahmed Khan
137.	PP-149 Kasur-V	Rana Phool Muhamad Khan
138.	PP-150 Kasur-VI	Sardar Muhammad Arif
139.	PP-151 Kasur-VII	Mr. Mukhtar Ahmad
140.	PP-152 Kasur-VIII	Sardar Hassan Akhtar Mokal
141.	PP-153 Okara-I	Ch. Shafqat Abbas
142.	PP-155 Okara-III	Rai Noor Muhammad
143.	PP-156 Okara-IV	Mr. Mumtaz Ali
144.	PP-157 Okara-V	Malik Muhammad Abbas Khan
145.	PP-158 Okara-VI	Syed Afzaal Ali Shah

Sl No. & name of constituency	Name of the returned candidate
146. PP-159 Okara-VII	Mian Manzoor Ahmed Khan
147. PP-160 Multan-I	Malik Salah-ud-Din Dogar
148. PP-161 Multan-II	Haji Muhammad Boota
149. PP-162 Multan-III	Alhaj Saeed Ahmad Qureshi
150. PP-163 Multan-IV	Sh. Muhammad Tahir
151. PP-164 Multan-V	Makhdoom Syed Muhammad Ahsan Shah
152. PP-165 Multan-VI	Mr. Sikandar Hayat Bosan
153. PP-166 Multan-VII	Makhdoomzada Shah Mehmood Hussain Qureshi
154. PP-168 Multan-IX	Nawab Liaqat Ali
155. PP-169 Multan-X	Mr. Ashiq Hussain Syed Dewan
156. PP-170 Multan-XI	Khan Ahmad Khan Balooch
157. PP-171 Multan-XII	Mr. Muhammad Siddique Khan
158. PP-172 Multan-XIII	Malik Tayyab Khan
159. PP-173 Multan-XIV	Malik Sajjad Hussain Khan
160. PP-174 Khanewal-I	Sardar Haji Khizer Hayat Khan
161. PP-175 Khanewal-II	Dr. Syed Khawar Ali Shah
162. PP-176 Khanewal-III	Sardar Allah Yar Khan
163. PP-177 Khanewal-IV	Haji Irfan Ahmed Khan
164. PP-178 Khanewal-V	Mr. Ghulam Haider Wayne
165. PP-179 Khanewal-VI	Malik Muhammad Zakir
166. PP-180 Khanewal-VII	Mr. Arshad Hussain Maitla
167. PP-181 Sahiwal-I	Mr. M. Lateef Mughal
168. PP-182 Sahiwal-II	Mr. Muhammad Arshad Khan Lodhi
169. PP-183 Sahiwal-III	Mr. Jalal Din
170. PP-185 Sahiwal-V	Rai Hasan Nawaz Khan
171. PP-186 Sahiwal-VI	Pir Ahmad Shah Khagga
172. PP-187 Sahiwal-cum-Pakpattan	Mian Muhammad Amjad Joya
173. PP-188 Sahiwal-VII	Mian Muhammad Ashraf Joya
174. PP-189 Sahiwal-VIII	Peer Allah Yar Chishti
175. PP-191 Pakpattan-II	Mr. Muhammad Shah Khaggah
176. PP-192 Vehari-I	Mian Mahfooz Ahmad
177. PP-193 Vehari-II	Mr. Saeed Ahmad Khan
178. PP-194 Vehari-III	Haji Ghulam Haider Khan
179. PP-197 Vehari-VI	Ch. Nazir Ahmad
180. PP-198 Vehari-VII	Alhaj Pir Zulfiqar Ali Chishti
181. PP-199 D.G. Khan-I	Mr. Zahoor Ahmad Khan

Sl No.	No. & name of constituency	Name of the returned candidate
182	PP-200 D.G. Khan-II	Mr. Mohsin Atta Khan
183	PP-201 D.G. Khan-III	Sardar Zulfiqar Ali Khan Khosa
184	PP-204 Rajanpur-I	Sardar Nasrullah Khan Dareshak
185	PP-205 Rajanpur-II	Sardar Nasrullah Khan Dareshak
186	PP-206 Rajanpur-III	Mr. Farhat Aziz Mazari
187	PP-207 Muzaffargarh-I	Sardar Ashiq Hussain Khan
188	PP-208 Muzaffargarh-II	Sardar Alhaj Nazar Muhammad Khan Jatoi
189	PP-211 Muzaffargarh-V	Mr. Amjad Hamid Khan Dasti
190	PP-212 Muzaffargarh-VI	Malik Ghulam Muhammad Noor Rabbani KI
191	PP-213 Muzaffargarh-VII	Malik Sultan Mahmood
192	PP-215 Layyah-I	Ch. Asghar Ali
193	PP-216 Layyah-II	Malik Ghulam Haider Thind
194	PP-217 Layyah-III	Malik Ahmed Ali Aulakh
195	PP-218 Bahawalpur-I	Malik Qadir Bukhsh
196	PP-220 Bahawalpur-III	Mian Shahab-ud-Din Awaisi
197	PP-221 Bahawalpur-IV	Ch. Muhammad Iqbal
198	PP-222 Bahawalpur-V	Syed Waseem Akhtar
199	PP-223 Bahawalpur-VI	Syed Salman Ahmed Gardezi
200	PP-224 Bahawalpur-VII	Syed Muhammad Sajjad Hussain Bukhari
201	PP-225 Bahawalnagar-I	Haji Khadim Hussain
202	PP-226 Bahawalnagar-II	Mian Shaukat Ali
203	PP-227 Bahawalnagar-III	Mian Manzoor Ahmed Mohal
204	PP-228 Bahawalnagar-IV	Mr. Muhammad Tahir Mahmood
205	PP-229 Bahawalnagar-V	Ch. Abdul Ghafoor
206	PP-230 Bahawalnagar-VI	Mr. Muhammad Bashir
207	PP-231 Bahawalnagar-VII	Mr. Muhammad Akram
208	PP-232 Rahimyar Khan-I	Kh. Muhammad Asghar Koreja
209	PP-233 Rahimyar Khan-II	Mr. Masood Ahmad
210	PP-234 Rahimyar Khan-III	Mian Abdul Sattar
211	PP-235 Rahimyar Khan-IV	Sh. Muhammad Aslam
212	PP-236 Rahimyar Khan-V	Makhdoom Musharaf Hussain
213	PP-237 Rahimyar Khan-VI	Ch. Muhammad Jafar Iqbal Gujjar
214	PP-238 Rahimyar Khan-VII	Syed Ali Akbar Mehmood.

**NAMES OF THE ELECTED
CANDIDATES NOMINATED BY THE
PEOPLES DEMOCRATIC ALLIANCE
(PDA)**


**NAMES OF THE ELECTED CANDIDATES NOMINATED BY THE
PEOPLES DEMOCRATIC ALLIANCE (PDA)**

Sl No	No. & name of constituency	Name of the returned candidate
1.	PP-5 Rawalpindi-V	Mr. Ghulam Sarwar Khan
2.	PP-26 Sargodha-IV	Mehr Ghulam Dastgir
3.	PP-32 Sargodha-X	Mr. Anwar-ul-Haq Piracha
4.	PP-61 Jhang-I	Mr. Ali Hassan Raza Qazi
5.	PP-67 Jhang-VII	Syed Chiragh Akbar Shah
6.	PP-154 Okara-II	Rana Ikram Rabani
7.	PP-184 Sahiwal-IV	Malik Iqbal Ahmed
8.	PP-196 Vehari-V	Mr. Muhammad Zargham Khan
9.	PP-203 D.G. Khan-V	Sardar Mansoor Ahmed Khan Leghari
10.	PP-240 Rahimyar Khan-IX	Mr. Muhammad Azhar Leghari

**NAMES OF THE ELECTED
CANDIDATES NOMINATED BY THE
PAKISTAN DEMOCRATIC PARTY
(PDP)**

**NAMES OF THE ELECTED CANDIDATES NOMINATED BY THE
PAKISTAN DEMOCRATIC PARTY (PDP)**

Sl No.	No. & name of constituency	Name of the returned candidate
1.	PP-209 Muzaffargarh-III	Haji Muhammad Iqbal Leghari
2.	PP-210 Muzaffargarh-IV	Mr. Mansoor Ahmad Khan



**NAMES OF THE CANDIDATES
ELECTED AS INDEPENDENTS**

NAMES OF THE CANDIDATES ELECTED AS INDEPENDENTS

Sl No.	No. & name of constituency	Name of the returned candidate
1.	PP-27 Sargodha-V	Ch. Farrukh Javed
2.	PP-35 Khushab-III	Malik Khuda Bakhsh Wadhal
3.	PP-39 Mianwali-IV	Mr. Muhammad Sibtain Khan
4.	PP-63 Jhang-III	Sardarzada Muhammad Tabir Shah
5.	PP-65 Jhang-V	Qari Esarul Qasmi.
6.	PP-141 Sheikhpura-VIII	Mian Zahid Yasin
7.	PP-147 Kasur-III	Ch. Muhammad Ilyas Khan
8.	PP-167 Multan-VIII	Makhdoomzada Mureed Hussain Qureshi
9.	PP-190 Pakpattan-I	Mian Gohar Farid Ahmad Khan
10.	PP-195 Vehari-IV	Ch. Nazar Muhammad Duggal
11.	PP-202 D.G. Khan-IV	Sardar Maqsood Ahmad Khan Leghari
12.	PP-214 Muzaffargarh-VIII	Malik Ghulam Muhammad Mustafa Khar
13.	PP-219 Bahawalpur-II	Sahibzada Muhammad Usman Abbasi
14.	PP-239 Rahimyar Khan-VIII	Mr. Shaukat Dawood

DETAILS OF -

- 1) NUMBER OF CANDIDATES NOMINATED,
- 2) SEATS WON,
- 3) VOTES POLLED AND
- 4) PERCENTAGE OF VOTES POLLED BY EACH POLITICAL PARTY IN
THE PROVINCIAL ASSEMBLY, PUNJAB

PROVINCE-WISE SUMMARY OF THE NUMBER OF CANDIDATES NOMINATED, SEATS WON AND VOTES POLLED WITH PERCENTAGE OF VOTES POLLED BY EACH POLITICAL PARTY

PROVINCIAL ASSEMBLY OF PUNJAB

Party affiliation	No. of candidates nominated	Votes polled with percentage	No. of seats won
IJI	237	75,40,331 55.13%	214
PDA	231	39,94,191 29.20%	10
PDP	10	65,546 00.48%	2
PAT	103	76,163 00.56%	—
JUP(Noorani)	42	1,04,126 00.76%	—
PML(Q)	13	18,957 00.14%	—
JUI(F)	34	54,911 00.40%	—
PSP	7	2,582 00.02%	—
SQI	2	213	—
JAS	6	2,172 00.02%	—
ANP	3	984 00.01%	—
PNP	2	1,511 00.01%	—
NDP	1	31	—
JWP	1	127	—
PPI(MHK)	4	2,845 00.02%	—
JAH	1	7,889 00.06%	—
PML(L)	1	91	—
PMKP(FG)	1	385	—
Pr. PP	1	859	—
INDEPENDENTS	936	18,03,896 13.19%	14
TOTAL:	1,636	1,36,77,810	240

**LIST OF THE CANDIDATES, WITH PARTY AFFILIATION
ELECTED TO THE PROVINCIAL ASSEMBLY OF THE
PUNJAB AGAINST THE SEATS RESERVED FOR
MINORITY COMMUNITIES**

Name of contesting candidates and their party affiliation. (The name of the elected candidate appears at serial number 1 to 5)	No. of valid votes polled including postal ballot papers	Percentage of votes polled by returned candidate to		Further detail
		Total valid votes	Registered votes	

SEATS RESERVED FOR CHRISTIANS

1. Begum Raj Hamid Gill	(MAP)	17,638	7.45%	3.14%	Valid votes polled including postal ballot papers = 2,36,631		
2. Mr. Adil Sharif Gill	(PMI)	15,146	6.40%	2.69%		Invalid votes polled = —	
3. Mr. Johnson Michael	(Ind)	14,604	6.17%	2.60%			
4. Mr. Peter Gill	(Ind)	13,226	5.59%	2.35%			Total votes polled = 2,36,631
5. Mr. Qaiser Ibrahim Sorohia	(PUCF)	10,974	4.64%	1.95%			
6. Dr. Sheila B. Charles	(Ind)	8,402			Registered votes = 5,62,249		
7. Ch. Haroon Fateh Jang	(AML)	8,192			Tendered votes = —		
8. Mr. Shamoan Qaiser	(Ind)	7,995			Percentage of votes polled to registered votes = 42.09%		
9. Mr. Simen Jacob	(Ind)	7,003					
10. Padri Sharif Alam	PML(H)	6,434					
11. Mr. Jan Khokhar	(Ind)	5,711					
12. Mr. Erick Isac	(Ind)	5,347					
13. Mr. Noor Elahi	(Ind)	5,021					
14. Mr. Saleem Aftab	(Ind)	4,755					
15. Mr. Qeemti Yousaf Gill	(Ind)	4,498					
16. Mr. Samuel Habib Gill	(Ind)	4,035					
17. Mr. Khuram Mehdi Khan	(Ind)	4,015					
18. Mr. Mehnga Masih	(Ind)	3,920					
19. Mr. Zia Khokhar	(APCM)	3,728					
20. Mr. Zafar Iqbal	(Ind)	3,669					
21. Mr. Asghar Hayat	(Ind)	3,487					

1	3	4	2	5
22. Major (Retd) Victor Samuel	(Ind)		3,467	
23. Mr. Dilawaiz Shahid	PCNP(J)		3,371	
24. Mr. Naseer	(Ind)		2,957	
25. Ch. Nemat M. Masih	(Ind)		2,912	
26. Mr. Younis Masih	(Ind)		2,895	
27. Mr. Nemat Masih	(Ind)		2,680	
28. Mr. Samuel Qamar	(Ind)		2,429	
29. Ch. Morris	(Ind)		2,393	
30. Mr. Barkat Masih Khan	(Ind)		2,234	
31. Mr. Jullian Clearance Dean	(Ind)		2,212	
32. Mr. Feroze Francis	PCNP(S)		2,117	
33. Mr. Javaid Masih	(Ind)		2,031	
34. Mr. C.M. Mohsin	(Ind)		1,984	
35. Mr. Samuel Soroya	(Ind)		1,980	
36. Mr. Ashraf Bhatti	(Ind)		1,900	
37. Mr. Bashir Kundan	(Ind)		1,792	
38. Mr. M.L. Michael	(Ind)		1,756	
39. Mr. Jacob Sadiq	(Ind)		1,660	
40. Mr. S.B. John	(Ind)		1,555	
41. Mr. James M. Chand	(Ind)		1,449	
42. Mr. Younus Joseph	(Ind)		1,414	
43. Mr. Eleven Masih (Sohotra)	(Ind)		1,385	
44. Mr. Rafique Masih Humayoon	(Ind)		1,331	
45. Mr. Yaqoob Masih	(Ind)		1,230	
46. Mr. W. Shafique Khan	(Ind)		1,221	
47. Mrs. Safia Bibi	(Ind)		1,121	

48.	Mr. Sharif Masih	(Ind)	1,094
49.	Mr. Sharif Masih (Sohotra)	(Ind)	1,071
50.	Mr. Munir Masih Ajiz	(Ind)	1,070
51.	Mr. Aziz Walasnet	(Ind)	1,039
52.	Mr. Rafique Akhtar Bhatti	(PAI)	985
53.	Mr. Ilyas Khan	(Ind)	939
54.	Mr. Shahzad Masih	(Ind)	928
55.	Mr. Aziz Masih	(Ind)	928
56.	Mr. I. Jackson Khokhar	(Ind)	851
57.	Mr. Aftab Saleem	(Ind)	839
58.	Mr. Samuel Rasool Bakhsh	(Ind)	775
59.	Mr. Sarwar Qaiser	(Ind)	730
60.	Mr. Javed Khokhar	(PARP)	682
61.	Mr. Afzal Khan	(Ind)	673
62.	Mr. William Masih	(Ind)	663
63.	Mr. Younus Gill	(Ind)	612
64.	Mr. Iqbal Masih	(Ind)	583
65.	Mr. Earnest Philip	(Ind)	506
66.	Mr. Arif Bhatti	(Ind)	468
67.	Mr. Gulzar Masih	(Ind)	468
68.	Mr. Joseph Masih	(Ind)	455
69.	Mr. Mukhtar Masih	(Ind)	455
70.	Mr. Naseem Khokhar	(Ind)	439
71.	Ch. Barte Saleem Masih	(Ind)	438
72.	Mr. Samuel Naseem	(Ind)	370
73.	Mr. Akbar Masih	(Ind)	368
74.	Mr. Aziz M. Ranga	(Ind)	362
75.	Mrs. Elizabeth	(Ind)	353
76.	Ms. Nurgis	(Ind)	347
77.	Mr. Abbas Victor	(Ind)	343
78.	Mr. Ansar Masood Iqbal	(Ind)	279
79.	Mr. Ijaz Jacob	(Ind)	242
			<hr/>
			2,36,631

Name of contesting candidates and their party affiliation. (The name of the elected candidate appears at serial number 1).	No. of valid votes polled including postal ballot papers	Percentage of votes polled by returned candidate to		Further detail
		Total valid votes	Registered votes	
1	2	3	4	5

SEAT RESERVED FOR HINDUS AND SCHEDULED CASTES

1. Mr. Surta Ram	(Ind)	5,375	31.68%	13.77%	Valid votes polled including postal ballot papers = 16,968
2. Mr. Dongar Das	(Ind)	3,927			
3. Lala Mehr Lal Bhail	(Ind)	2,104			
4. Mr. Raisham Lal	(Ind)	1,891			Invalid votes polled = —
5. Mr. Munshi Ram	(Ind)	1,532			
6. Mr. Aatam	(Ind)	1,209			Total votes polled = 16,968
7. Mr. Pehladi Rai Premy	(Ind)	787			Registered votes = 39,029
8. Mr. Khaita Ji	(Ind)	35			Tendered votes = —
9. Mr. Arjin Jee	(Ind)	27			Percentage of votes polled to registered votes = 43.48%
10. Mr. Umar Lal	(Ind)	25			
11. Mr. Faqira Ram	(Ind)	20			
12. Mr. Pannu Ram	(Ind)	19			
13. Mr. Birbal Ram	(Ind)	17			
					<u>16,968</u>

SEAT RESERVED FOR SIKHS, BUDHISTS, PARSIS AND OTHER NON-MUSLIM COMMUNITIES.

1.	Mr. Darayus Pestonji	(Ind)	405	57.45%	34.21%	Valid votes polled including postal ballot papers =	705
2.	Mrs. Pathani Mehr Lal	(Ind)	270			Invalid votes polled =	—
3.	Mr. Khudadad Behram Irani	(Ind)	30			Total votes polled =	705
			<u>705</u>			Registered votes =	1,184
						Tendered votes =	—
						Percentage of votes polled to registered votes =	59.54%

SEAT RESERVED FOR PERSONS BELONGING TO QADIANI GROUP OR LAHORI GROUP (WHO CALL THEMSELVES AHMADIS)

1.	Malik Naeem-ud-Din Khalid	(Ind)	84	46.15%	3.11%	Valid votes polled including postal ballot papers =	182
2.	Mr. Naeem Ahmed	(Ind)	66			Invalid votes polled =	—
3.	Mian Ashiq Hussain	(Ind)	22			Total votes polled =	182
4.	Mr. Khalid Hameed Khan	(Ind)	8			Registered votes =	2,704
5.	Malik Bashir-ud-Din Khalid	(Ind)	1			Tendered votes =	—
6.	Mr. Abdul Rashid	(Ind)	1			Percentage of votes polled to registered votes =	6.73%
7.	Mr. Shahid Iqbal Butt	(Ind)	—				
			<u>182</u>				

**LIST OF THE CANDIDATES, WITH PARTY AFFILIATION
ELECTED TO THE PROVINCIAL ASSEMBLY OF THE
PUNJAB AGAINST THE SEATS RESERVED FOR
MINORITY COMMUNITIES.**

**LIST OF THE CANDIDATES, WITH PARTY AFFILIATION, ELECTED TO THE PROVINCIAL ASSEMBLY OF THE
PUNJAB AGAINST THE SEATS RESERVED FOR MINORITY COMMUNITIES.**

1	2	3
Name of Community.	Names of the Returned Candidates	Party Affiliation
Christian	Begum Raj Hamid Gill.	(MAP)
Christian	Mr. Adil Sharif Gill	(PMI)
Christian	Mr. Qaiser Ifrahim Soroya.	(PUCF)
Christian	Mr. Johnson Michael	INDEPENDENT
Christian	Mr. Peter Gill	INDEPENDENT
Hindu and Scheduled Caste	Mr. Surta Ram	INDEPENDENT
Sikh, Budhist, Parsi and others	Mr. Darayus Pestonji	INDEPENDENT
Persons belonging to Quadiani Group or Lahori Group (who call themselves Ahmadis).	Malik Naceem-ud-Din Khalid	INDEPENDENT

**DETAILED RESULT OF THE ELECTION TO
THE PROVINCIAL ASSEMBLY OF SIND**

DETAILED RESULT OF THE ELECTION TO THE PROVINCIAL ASSEMBLY OF SIND

Name of contesting candidates and their party affiliation. (The name of the elected candidate appears at serial number 1).	No. of valid votes polled including postal ballot papers	Percentage of votes polled by returned candidate to	Total valid votes		Registered votes	Further detail
			Total valid votes	Registered votes		
1	2	3	4	5		
PS-1 Sukkur-I						
1. Jam Mumtaz Hussain						
2. Jam Munir Ahmed Khan	15,160	34.68%				Valid votes polled including postal ballot papers = 43,714
3. Haji Ahmed Yar Khan	10,662					Invalid votes polled = 1,078
4. Mr. Mohammad Hanif Chachar	9,557					<u>Total votes polled = 44,792</u>
5. Mr. Mohammad Hanif Qureshi	4,118					Registered votes = 1,03,210
6. Mr. Imdad Ali Khan	2,301					Tendered votes = —
7. Jam Abdul Rehman Khan	1,042					Percentage of votes polled to registered votes = 43.40%
8. Mr. Asad Ali Shah	224					
9. Mr. Ghulam Asghar	187					
10. Mr. Hassan Ali Khan	116					
11. Pir Abdul Manan	83					
12. Mr. Mushtaq Ahmad Bhutto	83					
13. Mr. Shah Mohammad Shaikh	69					
14. Pir Aijaz Hussain Shah	48					
15. Jam Mahtab Hussain	33					
16. Sardar Haji Khan Chachar	22					
	14					
	43,714					

	1	2	3	4	5
PS-2 Sukkur-II					
1. Mr. Rahim Bux Khan	(Ind)	26,734	53.53%	27.39%	Valid votes polled including postal ballot papers = 49,938
2. Sardar Ahmad Ali Khan	(PDA)	20,736			Invalid votes polled = 775
3. Mr. Lal Bux Naich	SNA(HJ)	1,604			Total votes polled = 50,713
4. Mr. Abdul Karim Khan	(Ind)	401			Registered votes = 97,594
5. Mr. Chakar Khan	(Ind)	177			Tendered votes = —
6. Mr. Khan Mohammad alias Amir Ali	(PNP)	114			Percentage of votes polled to registered votes = 51.96%
7. Mr. Mohammad Baloch	(Ind)	59			
8. Mr. Atta Hussain Shah	(Ind)	43			
9. Mr. Nawab Khan	(Ind)	41			
10. Mr. Hazar Khan	(Ind)	29			
		<u>49,938</u>			
PS-3 Sukkur-III					
1. Haji Ali Anwar Khan.	(Ind)	28,162	53.13%	27.34%	Valid votes polled including postal ballot papers = 53,002
2. Syed Nader Ali Shah	(PDA)	21,699			Invalid votes polled = 88
3. Mr. Umed Ali Khan	(SNF)	2,537			Total votes polled = 53,090
4. Mr. Chakar Ali	(Ind)	199			Registered votes = 1,03,006
5. Mr. Ali Ghohar Khan	(Ind)	90			Tendered votes = —
6. Jam Saifullah Khan	(Ind)	67			Percentage of votes polled to registered votes = 51.54%
7. Haji Sultan Ahmad	(Ind)	62			
8. Syed Hussain Shah	(PNP)	52			
9. Sardar Mohammad Sardar Khan	(Ind)	36			
10. Mr. Mohammad Murad Khan Kolachi	(Ind)	32			
11. Mr. Abdul Qayoom	(Ind)	29			
12. Haji Shah Nawaz	(Ind)	23			
13. Mr. Azizullah alias Gul Mohammad	(Ind)	14			
		<u>53,002</u>			

PS-4 Sukkur-IV

1.	Sardar Haji Khan Chachar	(PDA)	26,132	62.23%	29.12%	Valid votes polled including postal ballot papers = 41,992
2.	Mr. Muhammad Murad Khan Bullo.	(Ind)	6,286			
3.	Mr. Abdul Qayoom	JUI(F)	3,630			Invalid votes polled = 47
4.	Mr. Hadi Bakhsh	(Ind)	3,349			Total votes polled = 42,039
5.	Mr. Muhammad Budhal alias Budha Khan	SNA(HLJ)	1,108			Registered votes = 89,731
6.	Mufti Daim Din	(Ind)	572			Tendered votes = —
7.	Mir Sundar Khan	(Ind)	220			Percentage of votes polled to registered votes = 46.85%
8.	Mr. Zahid Hussain	(Ind)	210			
9.	Mr. Abdul Ghani	(Ind)	182			
10.	Mr. Rafique Ahmed	(Ind)	139			
11.	Malik Wazir Din	(Ind)	71			
12.	Mr. Ghulam Mustafa	(Ind)	44			
13.	Mr. Wazir Hussain	(Ind)	26			
14.	Mr. Karam Illahi Khan	(PNP)	16			
15.	Mr. U.D. Zaffar Khan	(Ind)	7			
			<u>41,992</u>			

	1	2	3	4	5
PS-5 Sukkur-V					
1.	Mr. Taj Mohammad Shaikh	(PDA)	25,730	57.86%	Valid votes polled including postal ballot papers = 44,470
2.	Syed Nasir Hussain Shah	(JLI)	11,997		
3.	Syed Jamal Hussain	(Ind)	4,766		Invalid votes polled = 536
4.	Mr. Ghulam Rasool	JUI(F)	1,069		
5.	Mr. Mumtaz Ahmad	AT(PG)	296		<u>Total votes polled = 45,006</u>
6.	Mr. Waseem Noor Mohammad	(Ind)	171		Registered votes = 1,09,920
7.	Mr. Amanullah	(SNF)	99		Tendered votes = —
8.	Mr. Tariq Aziz	(Ind)	70		Percentage of votes polled to registered votes = 40.94%
9.	Syed Shahbaz Ali Shah	(Ind)	39		
10.	Syed Shafaqat Ali Shah	(Ind)	38		
11.	Syed Pir Ali Shah alias Peeral Shah	(Ind)	34		
12.	Mr. Bahadur Ali Shah	(Ind)	31		
13.	Mr. Imam Bux Shaikh	(Ind)	24		
14.	Pir Syed Sharafuddin Shah	(Ind)	23		
15.	Mr. Sher Mohammad Shaikh	(Ind)	21		
16.	Mr. Liaqat Ali	(Ind)	18		
17.	Haji Azhar Ali	(Ind)	17		
18.	Mr. Ali Sher Shaikh	(Ind)	12		
19.	Haji Ghulam Muhammad Shah	(Ind)	10		
20.	Mr. Mohammad Aslam Memon	(Ind)	5		
			<u>44,470</u>		

PS-6 Sukkur-VI

1.	Mr. Abdul Haleem Pirzada	(PDA)	35,395		
2.	Syed Saleem Shaukat	(HPG)	32,249	26.30%	
3.	Mufti Mohammad Hussain Qadri	JUP(Noorani)	370		
4.	Mr. Mohammad Shahid Jawaid Khan	(Ind)	235		
5.	Moulana Ubedullah	JUI(F)	197		
6.	Mr. Sajid Hussain	(Ind)	138		
7.	Mr. Sharafuddin Ada	(PNP)	75		
8.	Mr. Abdullah Shah	(Ind)	53		
9.	Mr. Karamullah	(Ind)	50		
10.	Mr. Iqbal Ahmed	(Ind)	47		
11.	Mr. Sikandar Ali	(Ind)	40		
12.	Mr. Musharaf Ali Khan	(Ind)	30		
13.	Mr. Hadi Bux	AT(PG)	26		
14.	Mr. Mohammad Iqbal Hussain	(Ind)	26		
15.	Mst. Husna Begum	(Ind)	25		
16.	Mr. Dhani Bux Baloch	(Ind)	23		
17.	Mr. Khan Mohammad alias Amir Ali	(Ind)	22		
18.	Mr. Maqbool Ahmed Siddiqui	(Ind)	20		
19.	Mr. Jawaid Ali	(Ind)	20		
20.	Mr. Mohammad Rafique Khan	(Ind)	16		
21.	Hafiz Azmatullah Khan	(Ind)	15		
22.	Mr. Ghulam Ghous Ghazi	(Ind)	13		
23.	Mr. Qadeer Ahmed	(Ind)	12		
24.	Mr. Riaz Ahmad	(Ind)	12		
25.	Mr. Abdul Ghani	(Ind)	9		
26.	Malik Mohammad Shafi	(Ind)	8		
			<u>69,405</u>		

Valid votes polled including = 69,126
postal ballot papers

Invalid votes polled = 279

Total votes polled = 69,405

Registered votes = 1,34,590

Tendered votes = 47

Percentage of votes polled to registered votes = 51.57%

	1	2	3	4	5
PS-7 Shikarpur-I					
1.	Agha Siraj Khan	(PDA)	27,902	59.98%	Valid votes polled including postal ballot papers = 46,522
2.	Mr. Nader Hussain Khan	(Ind)	12,633		Invalid votes polled = 103
3.	Mr. Mohammad Yasin Khan	(Ind)	2,372		<u>Total votes polled = 46,625</u>
4.	Mr. Mohamad Yasin Khan	JUI(F)	2,236		
5.	Moulana Abdul Razzak Mekho	(Ind)	1,096		Registered votes = 1,05,502
6.	Mr. Abdul Rahim Khan	(Ind)	178		Tendered votes = —
7.	Mr. Sikander Khan (Retired)	(Ind)	59		Percentage of votes polled to registered votes = 44.19%
8.	Mr. Muzaffar Ali Issani	(Ind)	46		
	Agha Masihuuddin Khan		<u>46,522</u>		
PS-8 Shikarpur-II					
1.	Aga Tariq Khan	(PDA)	28,771	71.22%	Valid votes polled including postal ballot papers = 40,397
2.	Agha Zafrullah Khan	(PNP)	7,917		Invalid votes polled = 377
3.	Haji Nisar Ahmed	JUI(F)	2,936		<u>Total votes polled = 40,774</u>
4.	Mr. Zafar Ali	AT(PG)	269		Registered votes = 1,23,161
5.	Pir Anis Ahmed Sarhandi	(Ind)	187		Tendered votes = —
6.	Mr. Allah Bakhsh	(Ind)	174		Percentage of votes polled to registered votes = 33.11%
7.	Mr. Sikandar Ali	(Ind)	74		
8.	Mr. Fateh Mohammad	(Ind)	46		
9.	Mr. Junaid Ahmed	(Ind)	23		
			<u>40,397</u>		

PS-9 Shikarpur-III

1.	Mr. Mohammad Ibrahim Khan	(Ind)	28,146	50.61%	27.56%	Valid votes polled including postal ballot papers = 55,612
2.	Mr. Ghous Bakhsh Khan	(PDA)	26,318			
3.	Mr. Abid Hussain Jatoi	(Ind)	370			
4.	Qazi Noor Mohammad alias Roshan Ali	(Ind)	230			Invalid votes polled = 987
5.	Moulvi Ghulam Kadir	JUI(F)	186			
6.	Mr. Mashooq Ali	(Ind)	156			
7.	Mr. Zahid Ali Mahar	(Ind)	149			
8.	Mr. Junaid Ahmed	(Ind)	57			
			<u>55,612</u>			<u>Total votes polled = 56,599</u>
						Registered votes = 1,02,137
						Tendered votes = —
						Percentage of votes polled to registered votes = 55.41%

PS-10 Jacobabad-I

1.	Sardar Salim Jan Khan	(Ind)	35,522	58.48%	28.29%	Valid votes polled including postal ballot papers = 60,747
2.	Mr. Ghaliib Hussain Domki	(PDA)	23,711			
3.	Mr. Ghulam Hyder	(Ind)	441			
4.	Mr. Abdul Rauf Khan	SNA(HJ)	314			Invalid votes polled = 2,518
5.	Mr. Dad Mohammad Khan	(Ind)	168			<u>Total votes polled = 63,265</u>
6.	Mr. Mohammad Saleh	(Ind)	101			Registered votes = 1,25,584
7.	Mr. Din Mohammad Khan	(Ind)	100			Tendered votes = —
8.	Mir Hakim Ali Khan	(Ind)	80			Percentage of votes polled to registered votes = 50.38%
9.	Mr. Bakhat Ali Khan	(Ind)	80			
10.	Mir Mohammad Khan	(Ind)	76			
11.	Haji Dost Mohammad	(Ind)	67			
12.	Mr. Illahi Bux	(Ind)	55			
13.	Mr. Nawab Khan Chachar	(Ind)	32			
			<u>60,747</u>			

	1	2	3	4	5
PS-11 Jacobabad-II					
1.	Sardar Sher Mohammad Khan	(Ind)	60,386	75.51%	Valid votes polled including postal ballot papers = 79,967
2.	Mir Hakim Ali Khan	(PDA)	19,051		Invalid votes polled = 614
3.	Mir Ahmed Khan	(Ind)	316		Total votes polled = 80,581
4.	Mr. Mehrab Khan	(Ind)	100		Registered votes = 1,26,049
5.	Mr. Gul Mohammad Khan	(Ind)	64		Tendered votes = ---
6.	Mr. Qudratullah Khan	(Ind)	50		Percentage of votes polled to registered vote = 63.93%
			<u>79,967</u>		
PS-12 Jacobabad-III					
1.	Mir Hassan Khan Khoso	(PDA)	15,001	37.49%	Valid votes polled including postal ballot papers = 40,010
2.	Mr. Wahid Bux	(Ind)	13,833		Invalid votes polled = 612
3.	Mr. Ahmed Shah	JUI(F)	9,476		Total votes polled = 40,622
4.	Mr. Laloo alias Ranjho Khan	(Ind)	1,043		Registered votes = 1,06,327
5.	Mr. Zulficar Ali	(Ind)	399		Tendered votes = ---
6.	Haji Sobdar	(Ind)	145		Percentage of votes polled to registered votes = 38.20%
7.	Mir Ahmed Nawaz Khan	(Ind)	71		
8.	Mir Darya Khan	(Ind)	42		
			<u>40,010</u>		

1.	Mir Manzoor Ali Khan	(PDA)	21,760	18.02%	Valid votes polled including postal ballot papers = 36,360
2.	Mir Ahmed Nawaz	(Ind)	13,630		
3.	Mr. Anwar Ali	(Ind)	355	59.85%	Invalid votes polled = 555
4.	Sardar Baqa Mohammad Khan	(Ind)	282		
5.	Mr. Mohammad Akram	(Ind)	149		
6.	Mr. Mohammad Aslam Khan	(SNF)	109		
7.	Mr. Ahmed Nawaz	(Ind)	75		
			<u>36,360</u>		<u>Total votes polled = 36,915</u>
					Registered votes = 1,20,781
					Tendered votes = ---
					Percentage of votes polled to registered votes = 30.56%

PS-14 Jacobabad-V

1.	Agha Ghulam Ali	(Ind)	17,575	19.36%	Valid votes polled including postal ballot papers = 33,100
2.	Mr. Ghulam Muhammad	(PDA)	14,509		
3.	Mr. Bakhsh Ali	(Ind)	754	53.10%	Invalid votes polled = 358
4.	Mr. Bilawal Khan	(Ind)	66		
5.	Mr. Anwar Ali Shah	(Ind)	64		
6.	Mr. Parvez Khan	(Ind)	47		
7.	Sardar Baqa Muhammad	(Ind)	46		
8.	Mr. Hamid Ullah	(Ind)	21		
9.	Mr. Dad Muhammad	(Ind)	18		
			<u>33,100</u>		<u>Total votes polled = 33,458</u>
					Registered votes = 90,771
					Tendered votes = ---
					Percentage of votes polled to registered votes = 36.86%

5

4

3

2

1

PS-15 Naushero Feroze-I

	2	3	4	5
1. Mr. Tariq Qurban	22,552	52.54%	23.69%	Valid votes polled including postal ballot papers = 42,927
2. Mr. Murad Ali Shah	18,831			Invalid votes polled = ---
3. Mr. Lal Bux Pirzado	574			Total votes polled = 42,927
4. Mr. Abdul Rehman Dhanraj	511			Registered votes = 95,200
5. Mr. Abdul Sattar Abbasi	83			Tendered votes = 3
6. Mr. Imdad Ali Khokhar	70			Percentage of votes polled to registered votes = 45.09%
7. Mr. Aijaz Ali Shah	64			
8. Mr. Abdul Rehman Jalbani	48			
9. Mr. Shabbir Ahmed Sahito	35			
10. Mr. Ahtesham Ali Shah	25			
11. Mr. Shabbir Ahmed Rajpar	25			
12. Mr. Ali Mardan Rajput	23			
13. Mr. Malhar Khan Rajpar	22			
14. Mr. Mohammad Ramzan Almani	16			
15. Mr. Anwar Ali Shah	13			
16. Mr. Rehmatullah Bihan	12			
17. Mr. Ghulam Akbar Memon	11			
18. Mr. Sikander Ali	9			
19. Mr. Khalil-ur-Rehman Sahito	3			

42,927

2.	Syed Anwar Ali Shah	(Ind)	23,357	50.69%	35.86%	Valid votes polled including postal ballot papers = 46,079
3.	Syed Murad Ali Shah	(PDA)	20,158			Invalid votes polled = 521
4.	Syed Ahtesham Ali Shah	(Ind)	1,024			
5.	Mr. Abdul Haque alias Dost Muhammad	(Ind)	711			
6.	Mr. Saleemullah	(Ind)	295			<u>Total votes polled = 46,600</u>
7.	Syed Anwar Ali Shah	(LJI)	233			Registered votes = 65,138
8.	Mr. Muhammad Khan	(Ind)	83			Tendered votes = ---
9.	Mr. Din Muhammad Bhurt	(Ind)	54			Percentage of votes polled to registered votes = 71.54%
10.	Haji Mir Muhammad	(Ind)	49			
11.	Mr. Shabir Ahmed Sahito	(Ind)	33			
12.	Mr. Munawar Ali Shah	(Ind)	27			
13.	Mr. Ghulam Murtaza Sahito	(Ind)	19			
14.	Mr. Zaid Ahmed	(Ind)	18			
15.	Mr. Muhammad Shareef	(HPG)	11			
	Rais Muhammad Ramzan	(Ind)	7			
			<u>46,079</u>			

5

4

3

2

1

Valid votes polled including postal ballot papers = 46,388
 Invalid votes polled = 434
Total votes polled = 46,822
 Registered votes = 1,02,349
 Tendered votes = 14
 Percentage of votes polled to registered votes = 45.75%

PS-17 Naushero Feroze-III

1.	Mr. Aftab Ali Shah	(LJI)	28,853	62.20%	28.19%	
2.	Mr. Munawar Ali Shah	(PDA)	15,070			
3.	Mr. Ghulam Rasool	SNA(HJ)	1,232			
4.	Mr. Shamsuddin	(Ind)	591			
5.	Mr. Mohammad Hassan	JUI(F)	308			
6.	Mr. Zafar Ali Shah	(Ind)	105			
7.	Rais Shah Nawaz Khan	(Ind)	58			
8.	Mr. Fazaluddin	(HPG)	44			
9.	Mr. Shah Nawaz	(Ind)	32			
10.	Mr. Asghar Ali Shah	(Ind)	31			
11.	Mr. Akbar Ali Shah	(Ind)	20			
12.	Mian Ghous Mohammad	(Ind)	19			
13.	Mr. Abdul Ghaffar Dehraj	(Ind)	14			
14.	Haji Ali Nawaz Dehraj	(Ind)	11			
			<u>46,388</u>			

PS-18 Naushero Feroze-IV

1.	Mr. Ghulam Murtaza Khan Jatoi	(LJI)	60,637	98.29%	70.48%	Valid votes polled including postal ballot papers = 61,692
2.	Mr. Shabbir Ahmed Chandio	(PDA)	868			Invalid votes polled = 61,692
3.	Mr. Abdul Ghaffar Jatoi	(Ind)	56			<u>Total votes polled = 86,039</u>
4.	Mr. Saeed Ahmed Jatoi	(Ind)	23			Registered votes = ---
5.	Mr. Abdul Khaliq Abbasi	(Ind)	17			Tendered votes = ---
6.	Mr. Abdul Haque Bhurt	(Ind)	14			Percentage of votes polled to registered votes = 71.70%
7.	Mr. Ghulam Abbas Chandio	(Ind)	8			
8.	Mr. Imam Ali Bhurt	(Ind)	7			
9.	Mr. Noor Mohammad alias Noor Din Bhurt.	(Ind)	6			
10.	Haji Rehmattullah Bihan	(Ind)				
			<u>61,692</u>			

PS-19 Naushero Feroze-V

1. Mr. Masroor Ahmed Khan Jatoi
2. Khan Mohammad Khan Jamali
3. Haji Haque Nawaz Dahri
4. Haji Lal Mohammad Shah
5. Mr. Mohammad Yaqoob
6. Haji Rehmatalah Bihan
7. Haji Qararuddin
8. Mr. Ajjaz Hussain Memon
9. Haji Rasool Bux Bughio
10. Mr. Ghulam Mustafa Korai
11. Mr. Ghulam Sarwar Tapar

(LJI)	33,566	80.18%	38.89%	Valid votes polled including postal ballot papers = 41,863
(PDA)	6,736			
(Ind)	1,372			Invalid votes polled = 40
(Ind)	80			
(HPG)	34			<u>Total votes polled = 41,903</u>
(Ind)	25			
(Ind)	17			Registered votes = 86,321
(Ind)	14			Tendered votes = 4
(Ind)	8			Percentage of votes polled to registered votes = 48.54%
(Ind)	6			
(Ind)	5			
	<u>41,863</u>			

PS-20 Nawabshah-I

1. Mr. Abdul Majeed
2. Syed Shoukat Hussain Shah
3. Mr. Abdul Haleem
4. Mr. Karam Ali
5. Mr. Zawar Dhani Parto
6. Mr. Abdul Qayoom
7. Syed Haji Ali Ahmed Shah
8. Mr. Rahim Bux Jamali
9. Mr. Rahimuddin

(HPG)	28,932	51.11%	27.57%	Valid votes polled including postal ballot papers = 56,606
(PDA)	27,074			
(LJI)	188			Invalid votes polled = 355
(Ind)	171			<u>Total votes polled = 56,961</u>
(Ind)	95			Registered votes = 1,04,928
(Ind)	57			Tendered votes = 29
(Ind)	36			Percentage of votes polled to registered votes = 54.29%
(Ind)	34			
(Ind)	19			
	<u>56,606</u>			

Valid votes polled including postal ballot papers = 40,692

Invalid votes polled = 322

Total votes polled = 41,014

Registered votes = 1,07,574

Tendered votes = ---

Percentage of votes polled to registered votes = 38.13%

PS-21 Nawabshah-II

1. Hajj Ahmed Ali Jalbani
2. Mr. Jan Mohammad
3. Syed Jawaid Haider Shah
4. Mr. Ali Hassan
5. Mr. Ghulam Akbar Khan
6. Choudhry Mohammad Latif
7. Mr. Ghulam Nabi Shah
8. Mr. Khan Mohammad
9. Mr. Rahim Bux Jamali

(LJI)
(PDA)
(Ind)
(Ind)
(Ind)
(Ind)
(HPG)
(Ind)
(Ind)

21,119
14,578
3,794
939
95
57
46
38
26
40,692

19.63%

51.90%

PS-22 Nawabshah-III

1. Mr. Khan Mohammad
2. Mr. Arif Niaz
3. Molvi Allahdino
4. Sardar Raza Mohammad
5. Mr. Abdul Rehman
6. Rais Sher Mohammad
7. Sardar Jam Tamachi
8. Mr. Mohammad Ismail
9. Mr. Manthar Khan
10. Mr. Saeed Ahmed

(PDA)
(LJI)
JJI(F)
(Ind)
(Ind)
(Ind)
(Ind)
(Ind)
(Ind)
(HPG)

34,831
6,772
735
103
89
69
64
50
30
28
42,771

28.19%

81.44%

Valid votes polled including postal ballot papers = 42,771

Invalid votes polled = 373

Total votes polled = 43,144

Registered votes = 1,23,570

Tendered votes = ---

Percentage of votes polled to registered votes = 34.91%

1. Syed Bashir Ahmed Shah	(PDA)	24,962	60.58%	25.58%	Valid votes polled including postal ballot papers = 41,206
2. Rais Mushtaq Ahmed	(IJI)	15,151			Invalid votes polled = 737
3. Mr. Ghulam Mustafa Shah	(Ind)	639			<u>Total votes polled = 41,943</u>
4. Mr. Ghulam Abbas	(Ind)	124			Registered votes = 97,603
5. Sardar Jam Tamachi	(Ind)	96			Tendered votes = 3
6. Mr. Azizullah	(Ind)	55			Percentage of votes polled to registered votes = 42.97%
7. Mr. Mohammad Jameel	(HPG)	54			
8. Rais Haji Ghulam Nabi	(Ind)	53			
9. Haji Ismail	(Ind)	39			
10. Mr. Ghulam Rasool	(Ind)	33			
		<u>41,206</u>			

PS-24 Khairpur-I

1. Sayed Qaim Ali Shah	(PDA)	28,806	51.96%	24.90%	Valid votes polled including postal ballot papers = 55,436
2. Sayed Ghous Ali Shah	(IJI)	21,476			Invalid votes polled = 777
3. Mr. Imtiaz Hussain	(Ind)	4,291			<u>Total votes polled = 56,213</u>
4. Sayed Mushtaq Hussain Shah	(SNF)	203			Registered votes = 1,15,700
5. Mr. Zafar Iqbal	(Ind)	157			Tendered votes = --
6. Mr. Abdul Hameed Dogar	(Ind)	143			Percentage of votes polled to registered votes = 48.59%
7. Mr. Qalandar Bux Rind	(Ind)	103			
8. Mr. Allahdad Jalbani	(Ind)	87			
9. Mr. Qalander Bux Maitlo	(Ind)	76			
10. Sayed Pervez Ali Shah	(Ind)	49			
11. Sayed Shakir Hussain Shah	(Ind)	45			
		<u>55,436</u>			

	1	2	3	4	5
PS-25 Khairpur-II					
1. Pir Sayed Sibghatullah Shah	(Ind)	36,059	61.21%	31.18%	Valid votes polled including postal ballot papers = 58,908
2. Sayed Niaz Hussain Shah	(PDA)	20,317			Invalid votes polled = 435
3. Mr. Shafqat Ali Mahesar	(SNF)	648			<u>Total votes polled = 59,343</u>
4. Mr. Aijaz Ali	(Ind)	611			Registered votes = 1,15,660
5. Mr. Habibullah Narejo	SNA(HK)	469			Tendered votes = ---
6. Sayed Reejh Ali Shah alias Sarkar Hussain Shah.	(Ind)	435			Percentage of votes polled to registered votes = 51.31%
7. Pir Sayed Amir Din Shah alias Miran Shah	(Ind)	118			
8. Sayed Shakir Hussain	(Ind)	69			
9. Pir Sayed Ghulam Ghous Shah	(Ind)	58			
10. Pir Misri Shah alias Liaqat Ali Shah	(Ind)	58			
11. Mr. Habibur Rehman	(Ind)	46			
12. Mr. Qadir Bux	(Ind)	20			
					<u>58,908</u>

PS-26 Khaipur-III

1.	Pir Sayed Haji Gul Shah	(PDA)	30,585	69.26%	29.47%	Valid votes polled including = 44,161
2.	Sayed Reejh Ali alias Sarkar Hussain Shah.	(Ind)	6,475			postal ballot papers
3.	Haji Ali Nawaz	(Ind)				Invalid votes polled = 232
4.	Mr. Muntaz Hussain Mallah	(Ind)	4,028			
5.	Begum Gulzar Unner	(Ind)	957			
6.	Makhdoom Muhammad Rafiq	(Ind)	743			
7.	Haji Sain Dino	(Ind)	266			<u>Total votes polled = 44,393</u>
8.	Pir Sayed Abdul Razzaq	(Ind)	186			Registered votes = 1,03,770
9.	Mr. Ghulam Mohammad Channa	(SNF)	182			Tendered votes = ---
10.	Mr. Abdul Majeed Shaikh	(Ind)	155			Percentage of votes polled to registered votes = 42.78%
11.	Mr. Dur Mohammad	(Ind)	153			
12.	Mr. Abdul Rasool	(Ind)	90			
13.	Mr. Itaf Hussain	(Ind)	80			
14.	Sayed Mahram Ali Shah	(Ind)	62			
15.	Mr. Atta Mohammad	(Ind)	57			
16.	Mr. Khan Mohammad Shaikh	SNA(HIK)	52			
17.	Mr. Allah Wadhayo	(Ind)	34			
18.	Mr. Muhammad Nawaz	(Ind)	29			
		(Ind)	27			
			<u>44,161</u>			

1		2	3	4	5
PS-27 Khairpur-IV					
1.	Mr. Manzoor Hussain Wassan				Valid votes polled including postal ballot papers = 55,766
2.	Haji Arbab Ali	33,012	59.20%	28.12%	Invalid votes polled = 353
3.	Mr. Atta Hussain	18,097			Total votes polled = 56,119
4.	Mr. Allah Warrayo Soomro	2,536			Registered votes = 1,17,409
5.	Pir Syed Ghulam Dastagir Shah	958			Tendered votes = ---
6.	Mr. Rahim Bakhsh Wassan	732			Percentage of votes polled to registered votes = 47.80%
7.	Mr. Qalander Bakhsh	199			
8.	Mr. Shafi Mohammad Chandio	98			
9.	Mr. Noor Mohammad	75			
10.	Mr. Zawar Ali Dino Wassan	43			
		16			
		<u>55,766</u>			

PS-28 Khairpur-V					
1.	Mr. Bashir Ahmed				Valid votes polled including postal ballot papers = 56,315
2.	Fakir Imdad Ali	30,584	54.31%	25.87%	Invalid votes polled = 382
3.	Mr. Habibur Rehman	19,551			Total votes polled = 56,697
4.	Mr. Ashique Ali	5,050			Registered votes = 1,18,220
5.	Choudhary Izat Ali	324			Tendered votes = ---
6.	Fakir Shafi Mohammad	235			Percentage of votes polled to registered votes = 47.96%
7.	Pir Haji Banal Shah	197			
8.	Mr. Mohammad Ali	177			
9.	Fakir Bakhsh Ali	79			
10.	Mr. Dhani Bux	66			
		52			
		<u>56,315</u>			

PS-29 Larkana-I

1. Mir Nadir Ali Khan
2. Mir Niaz Ahmed Khan
3. Mr. Noor Nabi Khan
4. Moulana Attaullah
5. Mr. Muhammad Uris Sairo
6. Mir Muhammad Amin Brohi
7. Mr. Muhammad Chuttal Khero
8. Mir Arner Khan
9. Sardar Muhammad Bux Khan

(PDA)
(Ind)
(Ind)
JUI(F)
(Ind)
(SNF)
(Ind)
(Ind)
(Ind)

30,606
6,727
6,278
1,099
996
588
122
61
46

46,523

65.79%

25.54%

Valid votes polled including = 46,523
postal ballot papers
Invalid votes polled = 909

Total votes polled = 47,432
Registered votes = 1,19,834
Tendered votes = ---
Percentage of votes polled = 39.58%
to registered votes

PS-30 Larkana-II

1. Syed Deedar Hussain Shah
2. Alhaj Sardar Allah Bakhsh
3. Hafiz Abdul Qadir Siyal
4. Mr. Mumtaz Ali Khan Bhutto
5. Mr. Ghulam Rasool Abro
6. Mr. Lal Bux Siyal
7. Mr. Ghulamullah Lashari

(PDA)
(Ind)
JUI(F)
(SNF)
AT(P.G)
(Ind)
(Ind)

32,841
6,020
1,333
514
457
108
26

41,299

79.52%

32.99%

Valid votes polled including = 41,299
postal ballot papers
Invalid votes polled = 349

Total votes polled = 41,648
Registered votes = 99,537
Tendered votes = ---
Percentage of votes polled = 41.84%
to registered votes

1 2 3 4 5

Valid votes polled including postal ballot papers	=	45,908
Invalid votes polled	=	278
Total votes polled	=	46,186
Registered votes	=	1,21,768
Tendered votes	=	---
Percentage of votes polled to registered votes	=	37.93%

Valid votes polled including postal ballot papers	=	39,810
Invalid votes polled	=	283
Total votes polled	=	40,093
Registered votes	=	1,16,823
Tendered votes	=	2
Percentage of votes polled to registered votes	=	34.32%

Valid votes polled including postal ballot papers	=	38,362
Invalid votes polled	=	251
Total votes polled	=	38,613
Registered votes	=	94,530
Tendered votes	=	---
Percentage of votes polled to registered votes	=	40.85%

34,860	75.93%	28.63%
6,048		
2,273		
1,159		
648		
639		
281		
45,908		

33,326	83.71%	28.53%
3,502		
1,475		
852		
422		
233		
39,810		

30,205	78.74%	31.95%
5,848		
1,181		
782		
260		
55		
31		
38,362		

PS-31 Larkana-III

- Haji Munawar Ali Khan (PDA)
- Mr. Masood Ahmed Khuhro (Ind)
- Dr. Khalid Mahmood Soomro JUI(F)
- Mr. Shah Muhammad Sheikh (Ind)
- Dr. Nazir Ahmed Shaikh AT(PG)
- Mr. Rizwan Ahmed Kehar (SNF)
- Mr. Ghulam Shabir. (Ind)

PS-32 Larkana-IV

- Mr. Ghulam Mujtaba Khan (PDA)
- Mr. Ali Hassan Hakro (LJI)
- Moulana Mohammad Siddique Mugheri JUI(F)
- Dr. Ali Gul Maitlo AT(PG)
- Mr. Ahmed Khan (Ind)
- Mr. Ubedullah alias Mohammad (SNF)
- Mithal Mugheri

PS-33 Larkana-V

- Mr. Nisar Ahmed (PDA)
- Mr. Akhtar Ali G. Kazi (LJI)
- Moulana Bashir Ahmed Chutto JUI(F)
- Kazi Abdul Ghaffar AT(PG)
- Mr. Roshan Ali (SNF)
- Mr. Faiz Mohammad Khokhar(Retired)(Ind)
- Haji Ghulam Murtaza Khokhar(Retired)(Ind)

1.	Haji Ghulam Hussain	(PDA)	28,265	58.78%	26.97%	Valid votes polled including postal ballot papers = 48,086
2.	Mr. Nazir Ahmed	(Ind)	19,305			Invalid votes polled = 489
3.	Mr. Muhammad Saffar	(Ind)	232			Total votes polled = 48,575
4.	Mr. Abdul Latif Khan	(SNF)	130			Registered votes = 1,04,820
5.	Mr. Ghulam Akbar	(Ind)	52			Tendered votes = ---
6.	Mr. Qamaruddin	SNA(HK)	45			Percentage of votes polled to registered votes = 46.34%
7.	Mr. Altaf Hussain	(Ind)	36			
8.	Mr. Sirai Ghulam Sarwar Khan	(Ind)	21			
			<u>48,086</u>			

PS-35 Hyderabad-I

1. Makhdoom Rafique-uz-Zaman
2. Makhdoom Shah Nawaz
3. Mr. Shah Zaman Shah

(PDA)	23,506	68.58%	32.64%	Valid votes polled including postal ballot papers = 34,277
(Ind)	10,712			Invalid votes polled = 195
(Ind)	59			Total votes polled = 34,472
	<u>34,277</u>			Registered votes = 72,009
				Tendered votes = ---
				Percentage of votes polled to registered votes = 47.87%

PS-36 Hyderabad-II

1. Pir Syed Noor Shah
2. Syed Amir Ali Shah
3. Mr. Allah Warrayo
4. Mr. Rafique Ahmed Shah
5. Moulvi Abdul Rehman
6. Syed Aftab Ali Shah

(PDA)	17,597	54.16%	22.32%	Valid votes polled including postal ballot papers = 32,490
(Ind)	11,614			Invalid votes polled = 303
(Ind)	1,774			Total votes polled = 32,793
(Ind)	794			Registered votes = 78,851
JUI(F)	399			Tendered votes = ---
(Ind)	312			Percentage of votes polled to registered votes = 41.59%
	<u>32,490</u>			

	1	2	3	4	5
PS-37 Hyderabad-III					
1.	Pir Amjad Hussain Shah	(PDA)	49,022	91.93%	Valid votes polled including postal ballot papers = 53,324
2.	Mr. Mohammad Ibrahim	(HPG)	3,010		Invalid votes polled = 253
3.	Mr. Abdullah Chand	(Ind)	604		Total votes polled = 53,577
4.	Mr. Ali Mohammad Nahyoon	(Ind)	374		Registered votes = 86,046
5.	Mr. Shamsad Ali Khawaja	SNA (HJ)	117		Tendered votes = ---
6.	Mr. Shah Mohammad Shah	(PNP)	113		Percentage of votes polled to registered votes = 62.27%
7.	Mr. Ghulam Hussain Mashori	(Ind)	56		
8.	Mr. Khawand Bux	(Ind)	28		
			<u>53,324</u>		
PS-38 Hyderabad-IV					
1.	Mr. Aminuddin	(HPG)	45,087	83.21%	Valid votes polled including postal ballot papers = 54,186
2.	Mr. Mohammad Azeem	(PDA)	6,167		Invalid votes polled = 2
3.	Mr. Abdul Waheed Qureshi	(LJI)	1,903		Total votes polled = 54,188
4.	Mr. Waseem Akhter Saghar	JUP (Noorani)	614		Registered votes = 93,798
5.	Mr. Mohammad Usman	(Ind)	296		Tendered votes = ---
6.	Syed Farooq-ul-Hassan	(Ind)	43		Percentage of votes polled to registered votes = 57.77%
7.	Mr. Ali Nawaz	AT (PG)	39		
8.	Mr. Mohammad Younas Bantwa	(Ind)	22		
9.	Mr. Abdul Rehman Rajput	(Ind)	15		
			<u>54,186</u>		

1.	Mr. Rasheed Ahmed Khan	(HPG)	47,480	82.68%	48.14%	Valid votes polled including postal ballot papers = 57,423
2.	Mr. Abdul Khaliq	(PDA)	6,270			
3.	Mr. Hussain Bux	JUP (Noorani)	2,085			
4.	Mr. Muhammad Usman	(Ind)	587			Invalid votes polled = 447
5.	Mr. Ghulam Sarwar Qureshi	(Ind)	536			
6.	Mr. Din Muhammad	(Ind)	302			<u>Total votes polled = 57,870</u>
7.	Mr. Muhammad Alam Qureshi	(Ind)	57			Registered votes = 98,635
8.	Mr. Munir Ahmad	(Ind)	55			Tendered votes = ---
9.	Kazi Nisar Ahmed	(Ind)	33			Percentage of votes polled to registered votes = 58.67%
10.	Mr. Nawab	(Ind)	18			
			<u>57,423</u>			

PS-40 Hyderabad-VI

1.	Mr. Tariq Jawaid	(HPG)	52,685	80.19%	51.56%	Valid votes polled including postal ballot papers = 65,699
2.	Mr. Ghulam Rasool	(PDA)	5,930			
3.	Mr. Dawood Khan	(ANP)	4,919			Invalid votes polled = 390
4.	Mr. Mushtaque Ahmed Khan	(JI)	1,890			<u>Total votes polled = 66,089</u>
5.	Mr. Iqbal Hussain	JUP (Noorani)	213			Registered votes = 1,02,182
6.	Mr. Mohammad Sabir	(Ind)	48			Tendered votes = 4
7.	Mr. Mohammad Maqbool Ahmed	(Ind)	14			Percentage of votes polled to registered votes = 64.68%
			<u>65,699</u>			

1

	2	3	4	5
PS-41 Hyderabad-VII				
1. Syed Suhail Mahmood Mashadi	(HPG)	50,272	68.92%	Valid votes polled including postal ballot papers = 72,944
2. Mr. Hamayoon Kazi	(Ind)	20,865		Invalid votes polled = 515
3. Mr. Paktoon Wali	(ANP)	946		<u>Total votes polled = 73,459</u>
4. Mr. Moutla Bux Chandio	(PDA)	420		Registered votes = 1,01,593
5. Mr. Abdul Ghafoor	JUI (F)	239		Tendered votes = 5
6. Hafiz Mohammad Sadiq	JUP(Noorani)	115		Percentage of votes polled to registered votes = 72.31%
7. Dr. Niaz Amir Channa	(Ind)	40		
8. Mr. Abdul Karim Ghangra	(Ind)	34		
9. Mr. Mohammad Mubin	(Ind)	13		
		<u>72,944</u>		

PS-42 Hyderabad-VIII

1. Mr. Abdul Ghani Dars	(PDA)	20,336	51.31%	Valid votes polled including postal ballot papers = 39,632
2. Mirza Arshad Baig	(HPG)	11,307		Invalid votes polled = 308
3. Syed Ali Nawaz Shah Rizvi	(Ind)	5,851		<u>Total votes polled = 39,940</u>
4. Mr. Mohammad Ashraf Kamboh	(Ind)	1,300		Registered votes = 80,499
5. Mr. Saifullah	JUI (F)	303		Tendered votes = ---
6. Mr. Mohammad Akbar Manghar	AT (PG)	246		Percentage of votes polled to registered votes = 49.62%
7. Mr. Hussain Bux Thebo	(Ind)	159		
8. Mr. Ghulam Mustafa	(SNF)	79		
9. Mr. Mohammad Siddique Yousifani	(Ind)	44		
10. Haji Allah Dino Chacher	(Ind)	7		
		<u>39,632</u>		

10-43 Hyderabad-IX				
1. Mr. Abdul Sattar Leghari	(PDA)	20,800	67.77%	30.20%
2. Mr. Dodo Meheri	(Ind)	7,335		
3. Mr. Miyun Wali Mohammad Walhari	(Ind)	2,499		
4. Mr. Ghulam Qadir Mari	(Ind)	35		
5. Haji Mir Mohammad Khan	(Ind)	23		
		<u>30,692</u>		
				Valid votes polled including = 30,692
				postal ballot papers
				Invalid votes polled = 151
				<u>Total votes polled = 30,843</u>
				Registered votes = 68,882
				Tendered votes = --
				Percentage of votes polled to registered votes = 44.78%

PS-44 Hyderabad-X

1. Syed Mobsin Shah	(PDA)	20,934	59.84%	25.35%
2. Mir Mumtaz Ali Khan Talpur	(Ind)	12,534		
3. Mr. Ahmed Noonari	(Ind)	1,350		
4. Mr. Abdul Rehman	(Ind)	57		
5. Mr. Abdul Hakeem Memon	(Ind)	49		
6. Nawab Muhammad Yousuf Talpur	(SNF)	36		
7. Mr. Irshad Hussain Shah	(Ind)	21		
		<u>34,981</u>		
				Valid votes polled including = 34,981
				postal ballot papers
				Invalid votes polled = 171
				<u>Total votes polled = 35,152</u>
				Registered votes = 82,593
				Tendered votes = 2
				Percentage of votes polled to registered votes = 42.56%

PS-45 Hyderabad-XI

1. Syed Qabool Muhammad Shah	(PDA)	18,886	67.24%	24.71%
2. Mir Aijaz Ali Khan Talpur	(Ind)	7,457		
3. Mr. Muhammad Ayoob Jet	(SNF)	1,041		
4. Moulvi Ghulam Muhammad	JUI (F)	315		
5. Syed Muneer Hussain Shah	(Ind)	243		
6. Mr. Chutto	(Ind)	70		
7. Mr. Abdul Hakeem Memon	(Ind)	45		
8. Mr. Gul Muhammad Shah	(Ind)	29		
		<u>28,086</u>		
				Valid votes polled including = 28,086
				postal ballot papers
				Invalid votes polled = 64
				<u>Total votes polled = 28,150</u>
				Registered votes = 76,434
				Tendered votes = --
				Percentage of votes polled to registered votes = 36.83%

	1	2	3	4	5
PS-46 Badin-I					
1. Haji Abdul Ghafoor	(PDA)	19,666	52.20%	22.73%	Valid votes polled including postal ballot papers = 37,672
2. Mr. Ali Akber Nizamani	(Ind)	13,324			Invalid votes polled = ---
3. Mr. Mehmoed Khan	(LJI)	4,091			Total votes polled = 37,672
4. Mr. Jan Muhammad Khan	(Ind)	315			
5. Mr. Khuda Bux	(Ind)	114			Registered votes = 86,505
6. Mr. Muneer Ahmed Randhawa	(Ind)	60			Tendered votes = ---
7. Mr. Bashir Ahmed	(Ind)	49			Percentage of votes polled to registered votes = 43.55%
8. Mr. Ali Muhammad Nizamani	(Ind)	28			
9. Mr. Muhammad Ismail	(Ind)	25			
		<u>37,672</u>			
PS-47 Badin-II					
1. Mr. Bashir Hussain	(PDA)	12,142	40.95%	13.94%	Valid votes polled including postal ballot papers = 29,648
2. Mr. Ali Bux Shah	(Ind)	9,778			Invalid votes polled = ---
3. Mir Manzoor Ahmed	(Ind)	7,048			Total votes polled = 29,648
4. Mr. Nazir Ali	(Ind)	152			Registered votes = 87,117
5. Mr. Piyar Ali	(SNF)	108			Tendered votes = ---
6. Mr. Muhammad Hanif	(Ind)	85			Percentage of votes polled to registered votes = 34.03%
7. Mr. Abdul Jabbar	(Ind)	78			
8. Mir Hussain Bux	(Ind)	48			
9. Mr. Bashir Ahmed	(Ind)	42			
10. Dr. Mohammad Sharif	(Ind)	34			
11. Mr. Masood Ahmed	(Ind)	32			
12. Pir Hamid Ali Shah	(Ind)	30			
13. Mir Allah Bux	(Ind)	26			
14. Mr. Ghulam Ali	(Ind)	25			
15. Mr. Ghulam Mustafa Shah	(Ind)	20			
		<u>29,648</u>			

PS-48 Badin-III

1. Pir Ali Bahadar Shah
2. Mr. Shamsheed Kahkashan
3. Mr. Abdul Ghafoor Nizamani
4. Mr. Haji Mohammad

(PDA)	26,610	98.76%	29.09%	
(SNF)	206			Valid votes polled including = 26,943
(Ind)	75			postal ballot papers
(Ind)	52			Invalid votes polled = 130
	<u>26,943</u>			<u>Total votes polled = 27,073</u>

PS-49 Badin-IV

1. Mr. Mohammad Ismail Rahu
2. Mr. Sikandar Ali
3. Mr. Mohammad Shafi
4. Mr. Mohammad Essa Mallah
5. Mr. Mohammad Ismail Odhejo
6. Mr. Mohammad Yousif Chang
7. Mr. Haji Mohammad

(Ind)	16,312	54.21%	19.71%	
(PDA)	13,522			Valid votes polled including = 30,090
(Ind)	127			postal ballot papers
(SNF)	51			Invalid votes polled = 212
(Ind)	96			<u>Total votes polled = 30,302</u>
(Ind)	28			Registered votes = 82,749
(Ind)	14			Tendered votes = --
	<u>30,090</u>			Percentage of votes polled = 36.62%

	1	2	3	4	5
PS-50 Tharparkar-I					
1. Mr. Faqeer Mohammad	(HPG)	31,795	66.81%	29.69%	Valid votes polled including = 47,593 postal ballot papers = 470
2. Captain Ghulam Hussain	(PDA)	1,42,66			Invalid votes polled = 48,063
3. Mr. Abdul Ghaffar Qureshi	(IJI)	652			Total votes polled = 1,07,074
4. Mr. Wali Mohammad	(Ind)	408			Registered votes = --
5. Mr. Mohammad Saleem	(Ind)	148			Tendered votes = 44.89%
6. Mr. Fazal-ur-Rehman	JUI (F)	69			Percentage of votes polled to registered votes
7. Mr. Naseer Ahmed	(Ind)	44			
8. Mr. Mohammad Yousuf	(Ind)	40			
9. Mr. Qayoom Shahid	(Ind)	40			
10. Syed Qurban Ali Shah	(Ind)	30			
11. Mr. Ali Mardan	(Ind)	26			
12. Haji Mohammad Zaffar	(Ind)	18			
13. Mr. Abdul Saleem	(Ind)	16			
14. Mr. Jawaid Ahmed Khan	JUP (Noorani)	13			
15. Mr. Mohammad Saleh	(Ind)	19			
16. Mr. Mahar Ali	(Ind)	9			
					<u>47,593</u>

1. Mr. Ali Nawaz Shah	(PDA)	11,050	34.18%	13.94%	Valid votes polled including postal ballot papers = 32,329
2. Haji Khair Mohammad Khan	(LJI)	10,612			
3. Mr. Shabbir Ahmed	(HPG)	5,850			
4. Nawab Haji Lutfulah	(Ind)	3,197			Invalid votes polled = 239
5. Mr. Meraj Khalid	(Ind)	447			<u>Total votes polled = 32,568</u>
6. Nawab Mohammad Hussain	(Ind)	445			
7. Syed Lal Shah Rizvi	(Ind)	261			Registered votes = 79,286
8. Mr. Ghous Bux	(Ind)	120			Tendered votes = ---
9. Mr. Muhammad Younas	(Ind)	108			Percentage of votes polled to registered votes = 41.08%
10. Syed Inayat Ali Shah	(Ind)	75			
11. Mr. Muhammad Yousuf	(Ind)	63			
12. Ch. Jawaid Iqbal	(Ind)	49			
13. Mir Fazalullah	(Ind)	34			
14. Mr. Noor Ahmed	(Ind)	18			
		<u>32,329</u>			

PS-52 Tharparkar-III

1. Mir Munawar Ali Khan	(PDA)	10,812	45.10%	15.19%	Valid votes polled including postal ballot papers = 23,971
2. Mr. Mohammad Jadam	(LJI)	9,896			
3. Mr. Ali Hassan	SNA (HI)	1,826			
4. Mir Ali Bux Khan	(Ind)	1,133			Invalid votes polled = 310
5. Mr. Mohammad Paryal	(Ind)	54			<u>Total votes polled = 24,281</u>
6. Mr. Sawan Khan	(Ind)	54			Registered votes = 71,178
7. Mir Anwar Ali Khan	(Ind)	52			Tendered votes = ---
8. Mir Khuda Bux Khan	(Ind)	38			Percentage of votes polled to registered votes = 34.11%
9. Mr. Ghulam Mustafa	(HPG)	36			
10. Nawab Mohammad Yousuf	(SNF)	31			
11. Mir Haji Ali Nawaz Khan	(Ind)	24			
12. Pir Ghulam Dastgir Shah Jilani	(Ind)	15			
		<u>23,971</u>			

	1	2	3	4	5
PS-53 Tharparkar-IV					
1.	Mr. Muzafar Hussain Shah (LJI)	17,445	55.68%	20.42%	Valid votes polled including postal ballot papers = 31,333
2.	Syed Ali Mursdan Shah (PDA)	13,607			Invalid votes polled = 292
3.	Mr. Fazal Din (HPG)	79			Total votes polled = 31,625
4.	Syed Noor Ali Shah (Ind)	68			Registered votes = 85,436
5.	Mr. Mir Mohammad (Ind)	52			Tendered votes = --
6.	Arbab Attaullah (Ind)	14			Percentage of votes polled to registered votes = 37.02%
7.	Haji Chanesar Khan	<u>31,333</u>			
PS-54 Tharparkar-V					
1.	Mir Haji Mohammad Hayat Khan (PDA)	18,958	48.11%	21.17%	Valid votes polled including postal ballot papers = 39,406
2.	Choudhry Mohammad Aslam (LJI)	17,969			Invalid votes polled = 356
3.	Mr. Karam Ali (Ind)	1,975			Total votes polled = 39,762
4.	Mr. Munawar Ali Khan (Ind)	236			Registered votes = 89,550
5.	Arbab Faiz Mohammad (Ind)	80			Tendered votes = --
6.	Haji Mohammad Shafi (Ind)	60			Percentage of votes polled to registered votes = 44.40%
7.	Choudhry Jawaid Iqbal (HPG)	56			
8.	Mr. Shabir Ahmed (Ind)	49			
9.	Mir Ali Khan	23			
		<u>39,406</u>			

Tharparkar-VI

1.	Arbab Faiz Mohammad	(Ind)	30,918	88.29%	50.00%	Valid votes polled including postal ballot papers = 35,018
2.	Fakir Sher Mohammad	(PDA)	3,904			
3.	Fakir Wali Mohammad	(Ind)	104			Invalid votes polled = 166
4.	Arbab Zakaulah	(Ind)	54			
5.	Mst. Aisha	(Ind)	38			
			<u>35,018</u>			<u>Total votes polled = 35,184</u>
						Registered votes = 61,831
						Tendered votes = ---
						Percentage of votes polled to registered votes = 56.90%

PS-56 Tharparkar-VII

1.	Pir Noor Mohammad Shah	(Ind)	22,374	52.65%	31.00%	Valid votes polled including postal ballot papers = 42,498
2.	Mr. Inayatullah	(PDA)	19,674			
3.	Mr. Umed Ali	(Ind)	272			Invalid votes polled = 442
4.	Arbab Attaullah	(Ind)	104			<u>Total votes polled = 42,940</u>
5.	Mr. Murad Ali	(Ind)	45			Registered votes = 72,166
6.	Mr. Mohammad Ayoob	(Ind)	29			Tendered votes = ---
			<u>42,498</u>			Percentage of votes polled to registered votes = 59.50%

PS-57 Tharparkar-VIII

1.	Mr. Gul Mohammad	(PDA)	10,753	53.20%	24.26%	Valid votes polled including postal ballot papers = 20,212
2.	Mr. Maqbool Ahmed	(Ind)	7,008			
3.	Mr. Abdul Rahim Khan	(Ind)	1,663			Invalid votes polled = 215
4.	Arbab Attaullah	(Ind)	305			<u>Total votes polled = 20,427</u>
5.	Mr. Jaffar Ali	(Ind)	218			Registered votes = 44,324
6.	Mr. Mohammad Khan	(Ind)	211			Tendered votes = ---
7.	Pir Ghulam Dastagir Shah	(Ind)	54			Percentage of votes polled to registered votes = 46.09%
			<u>20,212</u>			

	1	2	3	4	5
PS-58 Dadu-I					
1.	Haji Mohammad Siddik Shoro	(PDA)	29,799	64.57%	23.50%
2.	Pir Mohammad Zaman Shah	(Ind)	12,377		
3.	Pir Bux Khaskheli	(Ind)	2,907		
4.	Mr. Ghulam Yaseen Chachar	(Ind)	416		
5.	Pir Shafquat Hussain	(Ind)	269		
6.	Mr. Jawaid	(HPG)	122		
7.	Mr. Mohammad Akram	(Ind)	86		
8.	Mr. Mumtazul Haq Qureshi	(Ind)	57		
9.	Sayed Anwar Ali	(Ind)	38		
10.	Mr. Nabeel Ahmed Gabol	(Ind)	36		
11.	Mr. Najamuddin	(Ind)	35		
12.	Mr. Khuda Dino Shoro	(Ind)	11		
			<u>46,153</u>		
					Valid votes polled including postal ballot papers = 46,153
					Invalid votes polled = 456
					<u>Total votes polled = 46,609</u>
					Registered votes = 1,26,781
					Tendered votes = ---
					Percentage of votes polled to registered votes = 36.76%
PS-59 Dadu-II					
1.	Syed Ameer Hyder Shah	(Ind)	23,385	52.56%	26.82%
2.	Syed Abdullah Shah	(PDA)	20,653		
3.	Haji Nisar Ahmed	(Ind)	275		
4.	Mr. Ghulam Akber	(Ind)	72		
5.	Syed Ahmed Zaman Shah	(Ind)	37		
6.	Syed Gul Mohammad Shah	(Ind)	31		
7.	Haji Ali Sher	(Ind)	21		
8.	Mr. Mohammad Baqar Shah	(Ind)	21		
			<u>44,495</u>		
					Valid votes polled including postal ballot papers = 44,495
					Invalid votes polled = 357
					<u>Total votes polled = 44,852</u>
					Registered votes = 87,185
					Tendered votes = ---
					Percentage of votes polled to registered votes = 51.44%

PS-60 Dadu-III

1.	Pir Mazhar-ul-Haq	(PDA)	27,864	26.22%
2.	Sayed Muhammad Shah	(Ind)	13,736	57.87%
3.	Mr. Habib-ur-Rehman Shaikh	(Ind)	4,604	
4.	Haji Muhammad Hashim	(Ind)	789	
5.	Mr. Muhammad Saleh Meerani	(Ind)	389	
6.	Sayed Babar Shah	(Ind)	218	
7.	Sayed Noor Muhammad Shah	(Ind)	193	
8.	Pir Najibullah	(Ind)	111	
9.	Pir Ejaz Hussain Shah	(Ind)	51	
10.	Hakim Bashir Ahmed Chana	(Ind)	47	
11.	Mr. Muhammad Khan	(SNF)	45	
12.	Sayed Fida Hussain Shah	(Ind)	38	
13.	Mr. Buxial Khan alias Allah Bux	(Ind)	35	
14.	Mr. Munir Ahmed Chana	(Ind)	30	
			<u>48,150</u>	
				Valid votes polled including = 48,150 postal ballot papers
				Invalid votes polled = 300
			<u>Total votes polled = 48,450</u>	
				Registered votes = 1,06,261
				Tendered votes = 15
				Percentage of votes polled to registered votes = 45.60%

PS-61 Dadu-IV

1.	Sayed Ghulam Shah Jilani	(PDA)	21,873	25.00%
2.	Mr. Chakar Khan Shahani	(Ind)	8,600	60.93%
3.	Mr. Saeedullah	(Ind)	4,084	
4.	Haji Abdul Nabi Jamali	(SNF)	1,159	
5.	Haji Ghulam Nabi	(Ind)	128	
6.	Mr. Muhammad Usman Jamali	(Ind)	44	
7.	Mr. Nabi Bux Lund	(Ind)	13	
			<u>35,901</u>	
				Valid votes polled including = 35,901 postal ballot papers
				Invalid votes polled = 167
			<u>Total votes polled = 36,068</u>	
				Registered votes = 87,481
				Tendered votes = 9
				Percentage of votes polled to registered votes = 41.23%

	1	2	3	4	5
PS-62 Dadu-V					
1.	Haji Amir Bux	(PDA)	21,211	55.79%	Valid votes polled including postal ballot papers = 38,021
2.	Qazi Shafique Ahmed	SNA (HJ)	16,281		Invalid votes polled = 496
3.	Molvi Ghulam Qadir	JUI (F)	271		Total votes polled = 38,457
4.	Mr. Muhammad Shafi	(Ind)	151		Registered votes = 91,751
5.	Mr. Qamaruddin	(Ind)	107		Tendered votes = ---
			<u>38,021</u>		Percentage of votes polled to registered votes = 41.91%
PS-63 Dadu-VI					
1.	Mr. Liaquat Ali Khan	SNA (HJ)	45,213	66.67%	Valid votes polled including postal ballot papers = 67,820
2.	Haji Zafar Ali	(PDA)	18,419		Invalid votes polled = 671
3.	Mr. Muhammad Ashraf	(Ind)	3,234		Total votes polled = 68,491
4.	Mr. Abdul Rehman	JUI (F)	798		Registered votes = 1,13,479
5.	Mr. Mumtaz Ali	(Ind)	72		Tendered votes = ---
6.	Mr. Muhammad Ramzan	(Ind)	53		Percentage of votes polled to registered votes = 60.36%
7.	Mr. Nisar Ahmed	(Ind)	31		
			<u>67,820</u>		

1.	Peer Syed Sibghatullah Shah alias Raja Sain	(Ind)	48,838	94.41%	54.52%	Valid votes polled including postal ballot papers = 51,729
2.	Mr. Azmatullah Abbasi	(PDP)	1,408			Invalid votes polled = 136
3.	Mr. Ghulam Hyder Shah	(PDA)	1,366			
4.	Mr. Zahoor Alam Khan Rind	(Ind)	117			
			<u>51,729</u>			Total votes polled = 51,865
						Registered votes = 89,571
						Tendered votes =
						Percentage of votes polled to registered votes = 57.90%

PS-65 Sanghar-II

1.	Qazi Faiz Mohammad Rajar	(Ind)	43,338	84.25%	45.13%	Valid votes polled including postal ballot papers = 51,440
2.	Mr. Jeean Khan Sarfraz Rajar	(PDA)	7,439			Invalid votes polled = 192
3.	Moulana Manzoor Ahmed	JUI (F)	410			
4.	Mr. Anees Ahmed Khan	(HPG)	130			
5.	Peer Zulfiqar Ali Shah	(Ind)	123			
			<u>51,440</u>			Total votes polled = 51,632
						Registered votes = 96,027
						Tendered votes =
						Percentage of votes polled to registered votes = 53.77%

PS-66 Sanghar-III

1.	Mr. Altaf Mohammad Khan	(Ind)	41,642	79.42%	45.10%	Valid votes polled including postal ballot papers = 52,433
2.	Mr. Altaf Hussain Rind	(PDA)	10,233			Invalid votes polled = 404
3.	Mr. Madad Ali	(Ind)	258			
4.	Mr. Rasool Bux	(Ind)	210			
5.	Haji Mohammad Hassan Kirio	(Ind)	31			
6.	Mr. Mohammad Soomar	(Ind)	26			
7.	Mr. Sahib Khan Liskani	(Ind)	20			
8.	Mir Haji Dost Mohammad	(Ind)	13			
			<u>52,433</u>			Total votes polled = 52,837
						Registered votes = 92,337
						Tendered votes = 9
						Percentage of votes polled to registered votes = 57.22%

5

4

3

2

1

Valid votes polled including postal ballot papers	=	59,989
Invalid votes polled	=	337
Total votes polled	=	60,326
Registered votes	=	90,657
Tendered votes	=	2
Percentage of votes polled to registered votes	=	66.54%

PS-67 Sanghar-IV

1. Jam Sadik Ali
2. Mr. Fida Hussain Dero
3. Mr. Allah Jurio
4. Moulana Abdul Hayee Brohi
5. Mr. Javed Hussain
6. Mr. Abdul Sattar
7. Mr. Mohammad Ayoob Khan
8. Mr. Liaqat Ali Shoro
9. Hafiz Gul Mohammad
10. Mr. Abdul Razzaq

(Ind)
(PDA)
(SNF)
JUI (F)
(HPG)
(LJI)
(Ind)
(Ind)
(Ind)
(Ind)

87.30%

57.77%

52,370

6,958

326

178

58

42

24

12

11

10

59,989

PS-68 Sanghar-V

1. Mir Mohammad Wassan
2. Mr. Abdul Salam Thahim
3. Moulana Abdul Ghaffar
4. Mr. Umed Ali
5. Mr. Mohammad Ismail
6. Mr. Ghulam Hyder
7. Mr. Khair Mohammad
8. Mr. Noor Mohammad
9. Mr. Mohammad Ishaque
10. Mr. Mohammad Younis
11. Mr. Ali Raza Shah
12. Mr. Abdul Wadood
13. Mr. Ali Hassan
14. Mr. Abdul Sattar Thahim
15. Mr. Abdul Shakoor
16. Mr. Iqbal Ahmed

(Ind)
(PDA)
JUI (F)
(PNP)
(Ind)
(SNF)
(Ind)
AT (PG)
(Ind)
(HPG)
(Ind)
(Ind)
(Ind)
(Ind)
(Ind)
(Ind)

72.87%

40.00%

48,196

14,617

700

564

373

356

205

154

93

65

55

14

11

9

6

66,137

Valid votes polled including postal ballot papers = 66,137

Invalid votes polled = 370

Total votes polled = 66,507

Registered votes = 1,20,485

Tendered votes = 2

Percentage of votes polled to registered votes = 55.20%

PS-69 Thatta-I

1. Syed Aijaz Ali Shah
2. Moulvi Mohammad Ibrahim
3. Mr. Abdul Hameed
4. Mr. Hamzo Khan
5. Mr. Abdul Majeed
6. Syed Ghulam Mustafa Shah
7. Mr. Ghulam Mustafa

(PDA)
JUI (F)
(Ind)
(Ind)
AT (PG)
(Ind)
(Ind)

31,446
1,040
189
174
111
52
18

95.20%

31.16%
Valid votes polled including = 33,030
postal ballot papers
Invalid votes polled = 149

Total votes polled
= 33,179

Registered votes = 1,00,905
Tendered votes = 2
Percentage of votes polled to registered votes = 32.88%

PS-70 Thatta-II

1. Mr. Sahib Dino
2. Mr. Mohammad Luqman
3. Mr. Hamzo Khan
4. Mr. Deedar Ali
5. Mr. Pir Bux
6. Soofi Mohammad Habib Khan Warsi
7. Agha Akber Ali
8. Haji Mohammad Usman

(PDA)
(Ind)
(Ind)
(Ind)
(Ind)
(Ind)
(Ind)
(PNP)
(Ind)

18,018
8,604
258
125
119
116
50
25

65.96%

19.13%
Valid votes polled including = 27,315
postal ballot papers
Invalid votes polled = 233

Total votes polled
= 27,548

Registered votes = 94,176
Tendered votes = 1
Percentage of votes polled to registered votes = 29.25%

PS-71 Thatta-III

1. Syed Shoukat Hussain Shah
2. Syed Ghulam Akram Shah Shirazi
3. Mr. Muzaifar Ali Khan
4. Mr. Punhoon Khan Turk
5. Mr. Muhammad Anwer Soomro
6. Moulvi Abdul Ghafoor Qasmi
7. Syed Shafique Ahmed Shah

(PDA)
(Ind)
(Ind)
(SNF)
AT (PG)
JUI (F)
(Ind)

14,506
11,408
4,087
2,475
1,722
1,706
220

40.16%

15.33%
Valid votes polled including = 36,124
postal ballot papers
Invalid votes polled = 327

Total votes polled
= 36,451

Registered votes = 94,630
Tendered votes = --
Percentage of votes polled to registered votes = 38.52%

36,124

	1	2	3	4	5
PS-72 Thatta-IV					
1. Mr. Ghulam Qadir Malkani	(Ind)	14,942	49.43%	18.66%	Valid votes polled including postal ballot papers = 30,227
2. Mr. Khair Muhammad Khan Chandio	(PDA)	14,892			= 251
3. Mr. Abdul Sattar	(Ind)	154			Invalid votes polled = 30,478
4. Khan Muhammad Khan Chandio	(Ind)	95			Registered votes = 80,080
5. Mr. Abdul Rehman	(Ind)	76			Tendered votes = 1
6. Syed Munir Hussain Shah	(Ind)	68			Percentage of votes polled to registered votes = 38.06%
		<u>30,227</u>			

Valid votes polled including postal ballot papers	=	40,006
Invalid votes polled	=	346
Total votes polled	=	40,352
Registered votes	=	1,25,868
Tendered votes	=	6
Percentage of votes polled to registered votes	=	32.06%

14.78%

46.51%

18,606	(PDA)				
13,992	(IJI)				
3,360	(Ind)				
1,388	(Ind)				
628	(Ind)				
382	(Ind)				
381	(Ind)				
317	(Ind)				
220	(Ind)				
122	(ANP)				
119	(Ind)				
98	(Ind)				
86	(Ind)				
68	SNA (HK)				
47	(Ind)				
45	(Ind)				
43	(Ind)				
41	(PAT)				
29	(Ind)				
26	(Ind)				
8	(Ind)				
<u>40,006</u>	(Ind)				

PS-73 Karachi West-I

1. Mr. Lal Bux Bhutto	(PDA)				
2. Mr. Azeem Khan	(IJI)				
3. Hajji Shafi Muhammad Jamot	(Ind)				
4. Mr. Muhammad Hassan	(Ind)				
5. Mr. Dawood	(Ind)				
6. Mr. Mohammad Mohsin	(Ind)				
7. Mr. Abdul Hameed	(ANP)				
8. Mr. Bismillah Khan	(Ind)				
9. Mr. Fazal Karim	(Ind)				
10. Mr. Pervaiz Ali Khan	(Ind)				
11. Al-Haj Ahmed Hussain Haroon	(Ind)				
12. Mr. Khudadad Gabol	SNA (HK)				
13. Mr. Ali Hassan Shah	(Ind)				
14. Mr. Mushtaq Ahmed	(Ind)				
15. Mr. Shahbaz Hussain	(Ind)				
16. Mr. Abdullah Brohi	(PAT)				
17. Mr. Zahid Hussain	(Ind)				
18. Mr. Shamsur Rehman	(Ind)				
19. Mr. Mohammad Ameer	(Ind)				
20. Mr. Javid Shah Nawaz Sharaf	(Ind)				

PS-74 Karachi West-II

1.	Syed Shahid Mian	(HPG)	24,060	49.50%	20.07%	Valid votes polled including postal ballot papers = 48,608
2.	Mr. Muhammad Ahmed	(PDA)	13,802			Invalid votes polled = 245
3.	Mr. Abdullah Baluch	(JJI)	6,420			<u>Total votes polled = 48,853</u>
4.	Mr. Bahram	(ANP)	3,290			Registered votes = 1,19,902
5.	Mr. Hakeem Khan	JUI (F)	566			Tendered votes = 10
6.	Mian Syed Rahim	(PKMAP)	86			Percentage of votes polled to registered votes = 40.74%
7.	Mr. Umerzada Khan	(Ind)	77			
8.	Mr. Muhammad Latif	(Ind)	68			
9.	Mr. Sarzameen Khan	(Ind)	54			
10.	Syed Zafar Hussain	(Ind)	50			
11.	Mr. Khurshid Ahmed Khan	(PAT)	40			
12.	Mr. Mehmood Mian alias Mehmood Rana	(Ind)	30			
13.	Mr. Abdul Waheed Bajwa	PPI (MHK)	22			
14.	Mr. Muhammad Hanif	(Ind)	16			
15.	Mr. Muhammad Rafique Khanzada	(Ind)	15			
16.	Agha Mobeenu Haq	(Ind)	12			
			<u>48,608</u>			

	1	2	3	4	5
--	---	---	---	---	---

PS-75 Karachi-West-III

1.	Mr. Abdul Salam Shaikh	(HPG)	21,883	49.88%	19.69%	Valid votes polled including postal ballot papers = 43,873
2.	Mr. Hakim Khan	(PDA)	14,161			
3.	Mr. Aurang Zeb Khan	(ANP)	3,786			Invalid votes polled = 284
4.	Mr. Muhammad Saleem	JUP (Noorani)	2,652			
5.	Moulvi Fateh Muhammad	JUI (F)	625			Total votes polled = 44,157
6.	Malik Abdul Ghafoor	(JJI)	530			Registered votes = 1,11,160
7.	Sardar Mohammad alias Suba Khan	(Ind)	83			Tendered votes = —
8.	Mr. Mohammad Asif	(Ind)	59			Percentage of votes polled to registered votes = 39.72%
9.	Mr. Babu Naimat Gul Sarhadi	(Ind)	46			
10.	Haji Ghulam Rasool	(Ind)	31			
11.	Mr. Khalil Ahmed	(Ind)	17			
			<u>43,873</u>			

PS-76 Karachi West-IV

1.	Mr. A. Raziq Khan	(HPG)	72,838	92.00%	46.83%	Valid votes polled including postal ballot papers = 79,173
2.	Mr. Mohammad Affaque Khan	(PDA)	2,605			
3.	Mr. Mohammad Husnain	(JJI)	2,284			Invalid votes polled = 269
4.	Mr. Momin Khan	(ANP)	1,348			Total votes polled = 79,442
5.	Syed Mohammad Badruddin	(Ind)	98			Registered votes = 1,55,525
			<u>79,173</u>			Tendered votes = —
						Percentage of votes polled to registered votes = 51.08%

PS-77 Karachi West-V

1. Syed Shoaib Ahmed Bukhari
2. Mr. Ameer Sardar
3. Mr. Mohammad Ilyas
4. Mr. Asamatullah Khan
5. Mr. Bashir Ahmad
6. Mr. Ejijaz Ahmad Pervaiz

(HPG)	35,324	75.97%	Valid votes polled including postal ballot papers	=	46,497
(ANP)	6,107		Invalid votes polled	=	238
(LJI)	2,611		<u>Total votes polled</u>	=	<u>46,735</u>
(PDA)	1,876		Registered votes	=	1,09,623
(PKMAP)	547		Tendered votes	=	—
PPI (MHK)	32		Percentage of votes polled to registered votes	=	42.63%
	<u>46,497</u>				

PS-78 Karachi Central-I

1. Hafiz Asama Qadri
2. Mr. Anwar Ahmad Khan
3. Syed Naim Hassani
4. Mr. Arif Hassan Qasmi
5. Syed Shahzad Hussain
6. Sahibzada Mahboob Ahmad

(HPG)	59,835	95.61%	Valid votes polled including postal ballot papers	=	62,583
(LJI)	1,635		Invalid votes polled	=	250
(PDA)	866		<u>Total votes polled</u>	=	<u>62,833</u>
JUP (Noorani)	156		Registered votes	=	1,00,555
(Ind)	59		Tendered votes	=	1
PPI(MHK)	32		Percentage of votes polled to registered votes	=	62.49%
	<u>62,583</u>				

PS-79 Karachi Central-II

1. Mr. Mohammad Abid s/o Mohammad Sharif
2. Mr. Mohammad Abid s/o Mohammad Asif
3. Haji Safdar Khan
4. Mr. Ajab Khan
5. Mr. Mohammad Ilyas Siddiqui
6. Mr. Mohammad Naeem
7. Hafiz Mohammad Taqi

(HPG)	49,063	46.27%	Valid votes polled including postal ballot papers	=	56,108
(PDA)	2,640		Invalid votes polled	=	297
(LJI)	2,245		<u>Total votes polled</u>	=	<u>56,405</u>
(Ind)	1,958		Registered votes	=	1,06,031
JUP (Noorani)	99		Tendered votes	=	1
(Ind)	61		Percentage of votes polled to registered votes	=	53.20%
(Ind)	42				
	<u>56,108</u>				

	1	2	3	4	5
PS-80 Karachi Central-III					
1.	Mr. Ahmad Saleem Siddiqui	(HPG)	60,593	97.78%	63.23%
2.	Mr. Mohammad Yousuf	(LJI)	572		
3.	Maulana Mohammad Sharif	(PDA)	471		
4.	Mr. Mohammad Siddique Rathore	JUP (Noorani)	334		
			<u>61,970</u>		
					Valid votes polled including postal ballot papers = 61,970
					Invalid votes polled = 267
					<u>Total votes polled = 62,237</u>
					Registered votes = 95,830
					Tendered votes = 1
					Percentage of votes polled to registered votes = 64.95%
PS-81 Karachi Central-IV					
1.	Mr. Ishrat-ul-Ibad	(HPG)	40,219	81.63%	32.38%
2.	Mr. Naimatullah Khan	(LJI)	7,253		
3.	Mr. Nabeed Afzal Adv.	(PDA)	1,373		
4.	Mr. Hakim Khan	(PKMAP)	310		
5.	Mr. Mohammad Rashid	JUP (Noorani)	98		
6.	Mr. Nasim Farooq	(Ind)	19		
			<u>49,272</u>		
					Valid votes polled including postal ballot papers = 49,272
					Invalid votes polled = 269
					<u>Total votes polled = 49,541</u>
					Registered votes = 1,24,226
					Tendered votes = 9
					Percentage of votes polled to registered votes = 39.88%
PS-82 Karachi Central-V					
1.	Mr. Badar Iqbal	(HPG)	57,684	95.16%	47.59%
2.	Mr. Akhlaque Ahmed	(LJI)	1,670		
3.	Mr. Sohail Ansari	(PDA)	1,037		
4.	Mr. Abdul Ghaffar Lakhani	JUP (Noorani)	207		
5.	Mr. Irfan Shabbir	(Ind)	18		
			<u>60,616</u>		
					Valid votes polled including postal ballot papers = 60,616
					Invalid votes polled = 147
					<u>Total votes polled = 60,763</u>
					Registered votes = 1,21,214
					Tendered votes = —
					Percentage of votes polled to registered votes = 50.13%

1.	Syed Safdar Ali	(HPG)	65,077	90.06%	42.17%	Valid votes polled including postal ballot papers = 72,257
2.	Mr. Muhammad Athar Qureshi	(LJI)	5,486			Invalid votes polled = 361
3.	Syed Muhammad Agha	(PDA)	1,461			<u>Total votes polled = 72,618</u>
4.	Mr. Izhar Alam Farooqi	(Ind)	92			Registered votes = 1,54,309
5.	Syed Jaffar Abbas	(Ind)	84			Tendered votes = 4
6.	Mr. Mohammad Khalid Jamal	(Ind)	57			Percentage of votes polled to registered votes = 47.06%
			<u>72,257</u>			

PS-84 Karachi Central-VII

1.	Mr. Izhar Ahmad	(HPG)	53,267	95.07%	48.32%	Valid votes polled including postal ballot papers = 56,027
2.	Mr. Masroor Ali Khan	(LJI)	1,492			Invalid votes polled = 128
3.	Mr. Abdul Sattar Khokhar	(PDA)	838			<u>Total votes polled = 56,155</u>
4.	Mr. Muhammad Ali	JUP (Noorani)	198			Registered votes = 1,10,240
5.	Mr. Umer Farooq	(Ind)	141			Tendered votes = 1
6.	Mr. Nizamuddin	(Ind)	91			Percentage of votes polled to registered votes = 50.94%
			<u>56,027</u>			

1	2	3	4	5
PS-85 Karachi South-I				
1. Mr. Abdul Khaliq	(PDA)	29,026	76.97%	Valid votes polled including postal ballot papers = 37,709
2. Mr. Akram Khan	(ANP)	5,538	28.93%	Invalid votes polled = 201
3. Hafiz Taj Muhammad	JUI (F)	1,005		<u>Total votes polled = 37,910</u>
4. Mr. Noor Afzal Qasarkandi	(LJI)	957		Registered votes = 1,00,323
5. Mr. Muhammad Umer	(HPG)	449		Tendered votes = 25
6. Mr. Mohammad Ashfaq	(Ind)	240		Percentage of votes polled to registered votes = 37.79%
7. Haji Amanullah	(Ind)	125		
8. Mr. Rahim Bakhsh Memon	(Ind)	119		
9. Mr. Sohrab Ali	(Ind)	76		
10. Mr. Taj Mohammad Janbaz	(Ind)	47		
11. Mr. Ahmed	(Ind)	43		
12. Mr. Nabil	(Ind)	24		
13. Mst. Najma Bibi	(Ind)	22		
14. Mr. Muhammad Hanif	(Ind)	20		
15. Kh. Gulzar Nadeem	(Ind)	18		
		<u>37,709</u>		

PS-86 Karachi South-II

1.	Mr. Ali Mohammad	(PDA)	21,795	54.26%	19.35%	Valid votes polled including postal ballot papers = 40,170
2.	Mr. Abdul Sattar	(HPG)	10,992			Invalid votes polled = 219
3.	Mr. Abdul Razaque s/o Abdul Sattar	JUP (Noorani)	4,000			Total votes polled = 40,389
4.	Mr. Abdul Raza	(LJI)	2,199			
5.	Hafiz Mohammad Ismail	(Ind)	534			Registered votes = 1,12,640
6.	Mr. Abdul Qadir	JUI (F)	159			Tendered votes = 43
7.	Mr. Riaz Qadir	(Ind)	154			Percentage of votes polled to registered votes = 35.86%
8.	Mr. Abdul Razaque s/o Abdul Rehman	(Ind)	142			
9.	Mr. Khalil Ahmed	(Ind)	48			
10.	Mr. Abdul Majeed Bihwani	(Ind)	45			
11.	Mr. Habib	(Ind)	28			
12.	Mr. Ahmed Ali Soomro	(Ind)	22			
13.	Mr. Ahmed	(Ind)	22			
14.	Mr. Muhammad Riaz	(Ind)	14			
15.	Mr. Muhammad Tayyub	(Ind)	14			
16.	Mr. Saleem	(Ind)	2			
			<u>40,170</u>			

PS-87 Karachi South-III

1.	Mr. Mohammad Irshad	(HPG)	37,536	89.24%	36.21%	Valid votes polled including postal ballot papers = 42,060
2.	Mr. Yousuf Ali Khan	(PDA)	4,262			Invalid votes polled = 95
3.	Mr. Mohammad Hasan Ajmeri	(PAT)	99			Total votes polled = 42,155
4.	Mr. Shajar Ali Hoti	(Ind)	63			Registered votes = 1,03,676
5.	Mr. Mohammad Siddique	(Ind)	41			Tendered votes = 2
6.	Mr. Gulistan Ali	(Ind)	35			Percentage of votes polled to registered votes = 40.66%
7.	Mr. Tahir Pervaiz	(Ind)	24			
			<u>42,060</u>			

	1	2	3	4	5
PS-88 Karachi South-IV					
1.	Al-haj Mohammad Hanif Soldier	(PDA)	28,904	27.43%	Valid votes polled including = 52,959 postal ballot papers
2.	Mr. Mohammad Mateen Yousuf	(HPG)	23,135		
3.	Mr. Ayaz Malik	(JI)	444		Invalid votes polled = 326
4.	Mr. Mohammad Younus	(Ind)	298		
5.	Mr. Ishaque	(Ind)	77		
6.	Malik Alam Khan	(Ind)	56		<u>Total votes polled = 53,285</u>
7.	Mr. Abdul Kadir Ibrahim Ghanchi (Retired.)	(Ind)	28		Registered votes = 1,05,363
8.	Mr. Ahmed	(Ind)	17		Tendered votes = 25
			<u>52,959</u>		Percentage of votes polled = 50.57% to registered votes
PS-89 Karachi South-V					
1.	Mr. Mohammad Afzal Munif	(HPG)	15,538	16.08%	Valid votes polled including = 34,074 postal ballot papers
2.	Mr. Mohammad Ramzan	(JI)	10,961		Invalid votes polled = 221
3.	Mr. Salim Zia	PPI (SAG)	4,971		<u>Total votes polled = 34,295</u>
4.	Mr. Sirajuddin Qureshi	(Ind)	1,832		Registered votes = 97,272
5.	Sh. Abdul Khaliq Allahwala	(Ind)	459		Tendered votes = 3
6.	Mr. Mohammad Shoukat-uz-Zaman	JUP (Noorani)	74		Percentage of votes polled = 35.26% to registered votes
7.	Mr. Amanullah Khan	PML (Q)	58		
8.	Mr. Dildar Ahmad	(PAT)	46		
9.	Mr. Shehzad Tariq	(Ind)	36		
10.	Mr. Mohammad Rafique	(Ind)	31		
11.	Syed Mumtaz Ali	(Ind)	27		
12.	Khalifa Anwar Ahmed	(Ind)	21		
13.	Mr. Shoukat Zia	(Ind)	8		
14.	Choudhry S. M. Abid	(Ind)	7		
15.	Choudhry Maqbool Ahmed	PPI (MHK)	5		
			<u>34,074</u>		

1.	Mirza Shahid Baig	(HPG)	18,656	55.61%	21.77%	Valid votes polled including postal ballot papers = 33,545
2.	Choudhry Abdul Majeed	(Ind)	4,260			Invalid votes polled = 195
3.	Syed Shakir Hussain	PPI (SAG)	4,010			
4.	Al-hajj Abdul Bari Choudhry	(PDA)	3,311			
5.	Mr. Mohammad Junaid	(LJI)	1,524			
6.	Mr. Shahid Younus	PPI (MHHK)	743			Total votes polled = 33,740
7.	Mr. Mohammad Amin	(ANP)	677			Registered votes = 85,709
8.	Syed Matloob Hussain Shah Kazmi	(Ind)	83			Tendered votes = 5
9.	Mr. M. A. Khawaja Ahmad	(PAT)	50			Percentage of votes polled to registered votes = 39.37%
10.	Mr. Dilshad Khan	(Ind)	34			
11.	Mr. Faiz Ahmad	(Ind)	33			
12.	Mr. Mohammad Wazeer Rahber	JUP (Noorani)	30			
13.	Chaudhry S. M. Abid	(Ind)	27			
14.	Chaudhry Ellahi Bux	(PDP)	25			
15.	Mr. Shahzad Tariq	(Ind)	25			
16.	Mr. Riaz Hazarvi	(Ind)	22			
17.	Haji Gul Wali Khan Afridi	(Ind)	12			
18.	Haji Mohammad Aslam	(PNP)	11			
19.	Raja Arif Sultan	(Ind)	6			
20.	Mr. Umer Farooq Khan, Adv.	(Ind)	6			

PS-91 Karachi East-I

1.	Mr. Muhammad Abdul Jalil	(HPG)	39,726	76.51%	34.07%	Valid votes polled including postal ballot papers = 51,926
2.	Mr. Abdullah Sachwani	(PDA)	9,678			Invalid votes polled = 203
3.	Mr. Zuhair Akram Nadeem	(LJI)	2,522			Total votes polled = 52,129
			<u>51,926</u>			Registered votes = 1,16,597
						Tendered votes = —
						Percentage of votes polled to registered votes = 44.71%

1 2 3 4 5

PS-92 Karachi East-II

1.	Mr. Saleem Ahmad	(HPG)	43,267	83.31%	34.47%	Valid votes polled including postal ballot papers = 51,935
2.	Mr. Altaf Shakoor	(LJI)	6,484			Invalid votes polled = 256
3.	Syed Asghar Hussain	(PDA)	2,004			<u>Total votes polled = 52,191</u>
4.	Mr. Mohammad Ahmed Siddiqui	JUP (Noorani)	89			Registered votes = 1,25,510
5.	Mr. Mohammad Sabir Qureshi	(Ind)	60			Tendered votes = 10
6.	Mr. Moinuddin Chishti	(Ind)	17			Percentage of votes polled to registered votes = 41.58%
7.	Mr. Ali Mohammad Moughal	(Ind)	14			
			<u>51,935</u>			

PS-93 Karachi East-III

1.	Mr. Abid	(HPG)	28,123	76.40%	28.59%	Valid votes polled including postal ballot papers = 36,810
2.	Malik Asghar Ali Khan	(LJI)	6,692			Invalid votes polled = 101
3.	Mr. Iqbal Yousuf	(PDA)	1,946			<u>Total votes polled = 36,911</u>
4.	Mr. Shamimuddin	(Ind)	49			Registered votes = 98,352
			<u>36,810</u>			Tendered votes = -
						Percentage of votes polled to registered votes = 37.53%

PS-94 Karachi East-IV		37.48%	83.75%
1.	Mr. Mohammad Naim Akhtar (HPG)	49,037	
2.	Mr. Mohammad Aslam Mujahid (LJI)	6,561	
3.	Syed Sohail Abrar (PDA)	2,061	
4.	Mr. Khaliluddin Arain JUP(Noorani)	331	
5.	Haji Gul Rehman Batalvi JUI (F)	309	
6.	Mr. Mohammad Rafique Khanzada (PAT)	125	
7.	Syed Mehtab Haider (Ind)	93	
8.	Ch. Liaqat Ali (Ind)	21	
9.	Mr. Jan Mohammad (Ind)	17	
		<u>58,555</u>	

Valid votes polled including = 58,555
postal ballot papers
Invalid votes polled = 243
Total votes polled = 58,798
Registered votes = 1,30,850
Tendered votes = 9
Percentage of votes polled to registered votes = 44.94%

PS-95 Karachi East-V		60.42%	90.61%
1.	Mr. Mohammad Iqbal (HPG)	53,693	
2.	Mr. Mohammad Alimuddin Khan (PDA)	3,196	
3.	Mr. Muhammad Rafique (Ind)	1,898	
4.	Mr. Mohammad Yousuf Badsyooni JUP (Noorani)	278	
5.	Mr. Ali Muhammad Baloch (Ind)	131	
6.	Mr. Noor Ahmad Khan (Ind)	39	
7.	Mr. Hiral Ahmed Hashmi (Ind)	21	
		<u>59,256</u>	

Valid votes polled including = 59,256
postal ballot papers
Invalid votes polled = 192
Total votes polled = 59,448
Registered votes = 88,865
Tendered votes = 1
Percentage of votes polled to registered votes = 66.90%

PS-96 Karachi East-VI		49.35%	74.05%
1.	Mr. Mohammad Younus (HPG)	43,484	
2.	Mr. Muzaffar Ali Shujra (PDA)	14,935	
3.	Mr. Mohammad Hashim Siddiqui JUP (Noorani)	301	
		<u>58,720</u>	

Valid votes polled including = 58,720
postal ballot papers
Invalid votes polled = 223
Total votes polled = 58,943
Registered votes = 88,117
Tendered votes = —
Percentage of votes polled to registered votes = 66.89%

1	2	3	4	5
PS-97 Karachi East-VII				
1. Mr. Khawaja Muhammad	(PDA)	16,949	35.29%	Valid votes polled including = 48,021 postal ballot papers
2. Mr. Muhammad Taj	(LJ)	12,470	10.87%	Invalid votes polled = 303
3. Mr. Muhammad Arif Khan	(HPG)	9,995		<u>Total votes polled</u> = 48,324
4. Mr. Fazal Wadood Khattak	(ANP)	4,484		Registered votes = 1,55,876
5. Mr. Ali Bux	(Ind)	2,522		Tendered votes = --
6. Qari Sher Afzal	JUI (F)	755		Percentage of votes polled to registered votes = 31.00%
7. Mr. Abdul Aziz Baloch	(Ind)	873		
8. Mr. Muhammad Usman Noori	JUP(Noorani)	127		
9. Mr. Feroze Khan	(Ind)	76		
10. Mr. Karim Dad	(QIP)	60		
11. Mr. Ali Khan	(Ind)	59		
12. Dr. Mohammad Aslam Jan	(Ind)	55		
13. Mr. Shahzad Tariq	(Ind)	26		
14. Mr. S. Zulfiqar Hussain Shah	(Ind)	24		
15. Mr. Umaid Ali Shah	(Ind)	17		
16. Malik Ahmad Sher Awan	(Ind)	15		
17. Mr. S. M. Pervaiz	(PDP)	14		
				<u>48,021</u>

PS-98 Karachi East-VIII

1. Mr. Abdul Hakeem	(PDA)	33,646	58.35%	31.38%	Valid votes polled including postal ballot papers = 57,665
2. Mr. Hamidul Zafar	(HPG)	18,765			Invalid votes polled = 492
3. Mr. Abdul Hafeez Pirzada	(PNP)	3,204			<u>Total votes polled = 58,157</u>
4. Mr. Jalalat Khan.	(ANP)	873			Registered votes = 1,07,236
5. Haji Mohammad Hashim	PPI (MHK)	518			Tendered votes = 1
6. Syed Amir Hussain Shah	(SNF)	164			Percentage of votes polled to registered votes = 54.23%
7. Mr. Abdul Rehman	(Ind)	137			
8. Mr. Afaq Ahmad Hussain	(Ind)	114			
9. Mr. Mohammad Khan Gabole	(Ind)	60			
10. Haji Mirza Khan	(Ind)	55			
11. Rai Mohammad Ali	(Ind)	42			
12. Mst. Robina Shaheen	(Ind)	41			
13. Mr. Abdul Hafeez	(Ind)	33			
14. Soofi Mohammad Murad Gabole	(Ind)	13			
		<u>57,665</u>			

PS-99 Karachi East-IX

1. Mr. Ejaz Ahmed Khan	(HPG)	78,113	93.24%	58.96%	Valid votes polled including postal ballot papers = 83,772
2. Syed Alamdar Haider.	(PDA)	4,689			Invalid votes polled = 292
3. Mr. Muhammad Zubair Ishaque	JUP(Noorani)	681			<u>Total votes polled = 84,064</u>
4. Sh. Maqsood Hussain	(Ind)	216			Registered votes = 1,32,488
5. Mr. Munawaruddin Mukhtadim	(Ind)	73			Tendered votes = -
		<u>83,772</u>			Percentage of votes polled to registered votes = 63.45%

	1	2	3	4	5
PS-100 Karachi East-X					
1. Mr. Mohammad Salim (HPG)		43,052	84.97%	45.78%	Valid votes polled including = 50,668 postal ballot papers
2. Kh. Mohammad Sharful Islam (IJI)		4,881			= 33 Invalid votes polled
3. Mr. Khalid Mehmood Nasir (PDA)		2,735			<u>Total votes polled = 50,701</u>
		<u>50,668</u>			Registered votes = 94,046
					Tendered votes = —
					Percentage of votes polled = 53.91% to registered votes

**NAMES OF THE ELECTED
CANDIDATES NOMINATED BY THE
POLITICAL PARTIES IN THE
PROVINCIAL ASSEMBLY, SIND**

**NAMES OF THE ELECTED CANDIDATES
NOMINATED BY
THE PEOPLES DEMOCRATIC ALLIANCE
(PDA)**

**NAMES OF THE ELECTED CANDIDATES NOMINATED BY THE
PEOPLES DEMOCRATIC ALLIANCE (PDA)**

Sl. No. and name of No. constituency	Name of the returned candidate
1. PS-1 Sukkur-I	Jam Mumtaz Hussain
2. PS-4 Sukkur-IV	Sardar Haji Khan Chachar
3. PS-5 Sukkur-V	Mr. Taj Muhammad Shaikh
4. PS-6 Sukkur-VI	Mr. Abdul Haleem Pirzada
5. PS-7 Shikarpur-I	Agha Siraj Khan
6. PS-8 Shikarpur-II	Agha Tariq Khan
7. PS-12 Jacobabad-III	Mir Hassan Khan Khoso
8. PS-13 Jacobabad-IV	Mir Manzoor Ali Khan
9. PS-22 Nawabshah-III	Mr. Khan Mohammad
10. PS-23 Nawabshah-IV	Syed Bashir Ahmed Shah
11. PS-24 Khairpur-I	Syed Qaim Ali Shah
12. PS-26 Khairpur-III	Pir Syed Haji Gul Shah
13. PS-27 Khairpur-IV	Mr. Manzoor Hussain Wassan
14. PS-29 Larkana-I	Mir Nadir Ali Khan
15. PS-30 Larkana-II	Syed Deedar Hussain Shah
16. PS-31 Larkana-III	Haji Munawar Ali Khan
17. PS-32 Larkana-IV	Mr. Ghulam Mujtaba Khan
18. PS-33 Larkana-V	Mr. Nisar Ahmed
19. PS-34 Larkana-VI	Haji Ghulam Hussain
20. PS-35 Hyderabad-I	Makhdoom Rafique-uz-Zaman
21. PS-36 Hyderabad-II	Pir Syed Noor Shah
22. PS-37 Hyderabad-III	Pir Amjad Hussain Shah
23. PS-42 Hyderabad-VIII	Mr. Abdul Ghani Dars
24. PS-43 Hyderabad-IX	Mr. Abdul Sattar Leghari
25. PS-44 Hyderabad-X	Syed Mohsin Shah
26. PS-45 Hyderabad-XI	Syed Qabool Muhammad Shah
27. PS-46 Badin-I	Haji Abdul Ghafoor
28. PS-47 Badin-II	Mr. Bashir Hussain
29. PS-48 Badin-III	Pir Ali Bahadar Shah
30. PS-51 Tharparkar-II	Mr. Ali Nawaz Shah
31. PS-52 Tharparkar-III	Mir Munawar Ali Khan
32. PS-54 Tharparkar-V	Mir Haji Mohammad Hayat Khan
33. PS-57 Tharparkar-VIII	Mr. Gul Mohammad
34. PS-58 Dadu-I	Haji Mohammad Siddik Shoro

(Contd.)

Sl. No. and name of No. constituency	Name of the returned candidate
35. PS-60 Dadu-III	Pir Mazhar-ul-Haq
36. PS-61 Dadu-IV	Sayed Ghulam Shah Jilani
37. PS-62 Dadu-V	Haji Amir Bux
38. PS-69 Thatta-I	Syed Aijaz Ali Shah
39. PS-70 Thatta-II	Mr. Sahib Dino
40. PS-71 Thatta-III	Syed Shoukat Hussain Shah
41. PS-73 Karachi West-I	Mr. Lal Bux Bhutto
42. PS-85 Karachi South-I	Mr. Abdul Khaliq
43. PS-86 Karachi South-II	Mr. Ali Mohammad
44. PS-88 Karachi South-IV	Alhaj Mohammad Hanif Soldier
45. PS-97 Karachi East-VII	Mr. Khawaja Muhammad
46. PS-98 Karachi East-VIII	Mr. Abdul Hakeem

**NAMES OF THE ELECTED CANDIDATES
NOMINATED BY THE HAQ PARAST GROUP
(HPG)**

**NAMES OF THE ELECTED CANDIDATES NOMINATED BY THE
HAQ PARAST GROUP (HPG)**

Sl. No. and name of No. constituency	Name of the returned candidate
1. PS-20 Nawabshah-I	Mr. Abdul Majeed
2. PS-38 Hyderabad-IV	Mr. Aminuddin
3. PS-39 Hyderabad-V	Mr. Rashid Ahmed Khan
4. PS-40 Hyderabad-VI	Mr. Tariq Jawaid
5. PS-41 Hyderabad-VII	Syed Sohail Mahmood Mashadi
6. PS-50 Tharparkar-I	Mr. Faqeer Mohammad
7. PS-74 Karachi West-II	Syed Shahid Mian
8. PS-75 Karachi West-III	Mr. Abdul Salam Sheikh
9. PS-76 Karachi West-IV	Mr. A Razzique Khan
10. PS-77 Karachi West-V	Syed Shoaib Ahmed Bukhari
11. PS-78 Karachi Central-I	Hafiz Asama Qadri
12. PS-79 Karachi Central-II	Mr. Mohammad Abid s/o Mohammad Sharif.
13. PS-80 Karachi Central-III	Mr. Ahmed Saleem Siddiqui
14. PS-81 Karachi Central-IV	Mr. Ishratul Ibad
15. PS-82 Karachi Central-V	Mr. Badar Iqbal
16. PS-83 Karachi Central-VI	Syed Safdar Ali
17. PS-84 Karachi Central-VII	Mr. Izhar Ahmed
18. PS-87 Karachi South-III	Mr. Mohammad Irshad
19. PS-89 Karachi South-V	Mr. Mohammad Afzal Munif
20. PS-90 Karachi South-VI	Mirza Shahid Baig
21. PS-91 Karachi East-I	Mr. Mohammad Abdul Jalil
22. PS-92 Karachi East-II	Mr. Salim Ahmed
23. PS-93 Karachi East-III	Mr. Abid
24. PS-94 Karachi East-IV	Mr. Mohammad Naim Akhtar
25. PS-95 Karachi East-V	Mr. Mohammad Iqbal
26. PS-96 Karachi East-VI	Mr. Mohammad Younus
27. PS-99 Karachi East-IX	Mr. Ejaz Ahmed Khan
28. PS-100 Karachi East-X	Mr. Mohammad Salim

**NAMES OF THE ELECTED
CANDIDATES NOMINATED BY THE
ISLAMI JAMHOORI ITTEHAD
(IJI)**

**NAMES OF THE ELECTED CANDIDATES NOMINATED BY THE
ISLAMI JAMHOORI ITTEHAD (IJI)**

Sl. No. and name of No. constituency	Name of the returned candidate
1. PS-15 Naushero Feroze-I	Mr. Tariq Qurban
2. PS-17 Naushero Feroze-III	Mr. Aftab Ali Shah
3. PS-18 Naushero Feroze-IV	Mr. Ghulam Murtaza Khan Jatoi
4. PS-19 Naushero Feroze-V	Mr. Masroor Ahmad Khan Jatoi
5. PS-21 Nawabshah-II	Haji Ahmed Ali Jalbani
6. PS-53 Tharparkar-IV	Mr. Muzaffar Hussain Shah

**NAME OF ELECTED CANDIDATE
NOMINATED BY
THE SIND NATIONAL ALLIANCE (HAMID JATOI)
SNA (HJ)**

**NAME OF THE ELECTED CANDIDATE NOMINATED BY THE
SIND NATIONAL ALLIANCE (HAMID Jatoi) SNA(HJ)**

I. No. and name of constituency	Name of the returned candidate
PS-63 Dadu-VI	Mr. Liaqat Ali Khan

**NAMES OF THE CANDIDATES
ELECTED AS INDEPENDENTS**

NAMES OF THE CANDIDATES ELECTED AS INDEPENDENTS

Sl. No.	No. and name of constituency	Name of the returned candidate
1.	PS-2 Sukkur-II	Mr. Rahim Bux Khan
2.	PS-3 Sukkur-III	Haji Ali Anwar Khan
3.	PS-9 Shikarpur-III	Mr. Mohammad Ibrahim Khan
4.	PS-10 Jacobabad-I	Sardar Saleem Jan Khan
5.	PS-11 Jacobabad-II	Sardar Sher Muhammad Khan
6.	PS-14 Jacobabad-V	Agha Ghulam Ali
7.	PS-16 Naushero Feroze-II	Mr. Asghar Ali Shah
8.	PS-25 Khairpur-II	Pir Syed Sibghatullah Shah
9.	PS-28 Khairpur-V	Mr. Bashir Ahmed
10.	PS-49 Badin-IV	Mr. Mohammad Ismail Rahu
11.	PS-55 Tarparkar-VI	Arbab Faiz Muhammad
12.	PS-56 Tharparkar-VII	Pir Noor Muhammad Shah
13.	PS-59 Dadu-II	Syed Amir Hyder Shah
14.	PS-64 Sanghar-I	Pir Syed Sibghatullah Shah alias Raja Sain
15.	PS-65 Sanghar-II	Qazi Faiz Muhammad Rajar
16.	PS-66 Sanghar-III	Mr. Atta Muhammad Khan
17.	PS-67 Sanghar-IV	Jam Sadik Ali
18.	PS-68 Sanghar-V	Mir Muhammad Wassan
19.	PS-72 Thatta-IV	Mr. Ghulam Qadir Malkani

DETAILS OF -

- 1) **NUMBER OF CANDIDATES NOMINATED,**
- 2) **SEATS WON,**
- 3) **VOTES POLLED, AND**
- 4) **PERCENTAGE OF VOTES POLLED BY EACH POLITICAL PARTY IN
THE PROVINCIAL ASSEMBLY OF SIND**

PROVINCE-WISE SUMMARY OF THE NUMBER OF CANDIDATES NOMINATED, SEATS WON AND VOTES POLLED WITH PERCENTAGE OF VOTES POLLED BY EACH POLITICAL PARTY

PROVINCIAL ASSEMBLY OF SINDH

Party affiliation	No. of candidates nominated	Votes polled with percentage	No. of seats won
PDA	99	16,70,356 35.46%	46
HPG	51	13,62,878 28.94%	28
IJI	45	3,98,279 8.46%	6
SNA(HJ)	8	67,695 1.44%	1
PNP	11	12,321 0.26%	—
SNF	26	13,211 0.28%	—
PPI(SAG)	2	8,981 0.19%	—
JUI(F)	33	38,511 0.82%	—
AT(PG)	12	5,653 0.12%	—
PPI(MHK)	6	1,352 0.83%	—
JUP(Noorani)	22	13,065 0.28%	—
SNA(HK)	4	652 0.01%	—
ANP	11	32,188 0.68%	—
PDP	3	1,447 0.03%	—
PAT	6	403 0.01%	—
QIP	1	60	—
PML(Q)	1	58	—
PKMAP	3	943 0.02%	—
INDEPENDENTS	611	10,81,948 22.97%	19
TOTAL :	955	4710001	100

**LIST OF THE CANDIDATES, WITH PARTY AFFILIATION,
ELECTED TO THE PROVINCIAL ASSEMBLY OF SIND
AGAINST THE SEATS RESERVED FOR
MINORITY COMMUNITIES**

**LIST OF THE CANDIDATES, WITH PARTY AFFILIATION, ELECTED TO THE PROVINCIAL ASSEMBLY OF SIND
AGAINST THE SEATS RESERVED FOR MINORITY COMMUNITIES**

Name of contesting candidates and their party affiliation. (The name of the elected candidates appears at serial numbers 1-2)	1	2	Percentage of votes polled by returned candidate to		Further detail
			Total valid votes	Registered votes	
			3	4	5

SEATS RESERVED FOR CHRISTIANS.

1. Mr. Salim Khurshid Khokhar	(PMIG)	9,926	26.07%	12.21%	Valid votes polled including postal ballot papers = 38,080
2. Mr. Michael Javed	(Ind)	4,932	12.95%	6.07%	
3. Mrs. Monica Kamran Dost	(Ind)	4,171			Invalid votes polled = 53
4. Mr. James Masih	(Ind)	3,651			
5. Mr. Wilson Malik	(Ind)	3,614			Total votes polled = 38,133
6. Mr. Richard Arif	(Ind)	3,214			
7. Mr. Pervaiz Akhtar	(Ind)	2,744			Registered votes = 81,696
8. Mr. Bashir Alam Bhatti	(Ind)	1,842			
9. Mr. Salim Anjum Barkat	(Ind)	868			Tendered votes = —
10. Mst. Nazir Begum alias Nazirean	(Ind)	849			
11. Mr. Eric Samuel Jacob.	(Ind)	667			Percentage of votes polled to registered votes = 46.68%
12. Mr. Brian Garden Patrus	(Ind)	446			
13. Mr. Karamat Bhatti	(Ind)	435			
14. Mr. Joseph Gill	(Ind)	293			
15. Mr. Nazir	(Ind)	228			
16. Mr. Sabir Masih	(PUCF)	200			
		<u>38,080</u>			

SEATS RESERVED FOR HINDUS AND SCHEDULED CASTES

386

Name of contesting candidates and their party affiliation. (The name of the elected candidate appears at serial number 1 to 5)	1	2	3	4	5	Percentage of votes polled by returned candidate to		Further detail
						Total valid votes	Registered votes	
1. Mr. Lachman Das.	(Ind)	28,856	11.61%	4.50%			Valid votes polled including postal ballot papers = 2,48,557	
2. Mr. Humer Singh	(Ind)	24,988	10.05%	3.89%			Invalid votes polled = 574	
3. Mr. Mahroo Mal	(Ind)	18,151	7.30%	2.83%				
4. Mr. Hari Ram s/o Kishorilal	(Ind)	13,908	5.60%	2.17%			<u>Total votes polled</u> = 2,49,131	
5. Mr. Servanand.	(Ind)	12,032	4.84%	1.87%			Registered votes = 6,41,455	
6. Mr. Dev Das	(Ind)	11,863					Tendered votes = —	
7. Mr. Diwan Kumar	(Ind)	10,226					Percentage of votes polled to registered votes = 38.84%	
8. Mr. Ladak Ram	(Ind)	10,145						
9. Mr. Preetam Das s/o Killoo Mal	(Ind)	9,313						
10. Mr. Tikam Das	(Ind)	7,874						
11. Mr. Bhero Lal	(Ind)	7,204						
12. Mr. Anand Parkash	(Ind)	6,307						
13. Mr. Ranu	(Ind)	5,957						
14. Mr. Nanchand	(Ind)	5,216						
15. Mr. Mohan Mal	(Ind)	4,855						
16. Mr. Ratan	(Ind)	4,659						
17. Mr. Ghordhan	(Ind)	4,621						
18. Mr. Sodham Chand	(Ind)	3,986						
19. Mr. Ashoke Kumar	(Ind)	3,948						
20. Mr. Chatar Bhoj	(Ind)	3,799						
21. Mr. Devji	(Ind)	3,385						

22.	Mr. Ghanshamdas	(Ind)	3,362
23.	Mr. Manga Ram	(Ind)	2,937
24.	Mr. Ratan Lal	(Ind)	2,651
25.	Mr. Hund Raj	(Ind)	2,184
26.	Mr. Hem Raj	(Ind)	2,032
27.	Mr. Kaniyo	(Ind)	1,840
28.	Mr. Lachman s/o Rai Singh	(Ind)	1,728
29.	Mr. Bhomo	(Ind)	1,648
30.	Mr. Madhu	(Ind)	1,606
31.	Mr. Amarial s/o Thakur Das	(Ind)	1,372
32.	Mr. Khushhal Das	(Ind)	1,290
33.	Mr. Somji	(Ind)	1,267
34.	Mr. Paritam Das s/o Siw Lalti	(Ind)	1,265
35.	Mr. Heer Chand	(Ind)	1,236
36.	Mr. Seetal Das	(Ind)	1,136
37.	Mr. Tikam	(Ind)	1,103
38.	Mr. Her Chand Rai	(Ind)	911
39.	Mr. Mohan Lal	(Ind)	872
40.	Mr. Sheroji	(Ind)	830
41.	Mr. Dhram Das	(Ind)	754
42.	Mr. Chatun Mal	(Ind)	705
43.	Mr. Hari Ram s/o Karamshi	(Ind)	695
44.	Mr. Paroo	(Ind)	687
45.	Mr. Mevo alias Masoom Tehri	(Ind)	678
46.	Mr. Mehar Chand	(Ind)	634
47.	Mr. Suleman	(Ind)	627
48.	Mr. Sobhraj	(Ind)	611
49.	Mr. Jetho	(Ind)	610
50.	Mr. Gopal Das	(Ind)	607
51.	Mr. Narayan	(Ind)	546

1	2	3	4	5
52. Mr. Kalyanji	(Ind)	542		
53. Mr. Gopi Chand	(Ind)	482		
54. Mr. Chandan Das	(Ind)	461		
55. Mr. Arjan Das s/o Phagunmal	(Ind)	452		
56. Mr. Khemo	(Ind)	448		
57. Mr. Daya Ram	(Ind)	394		
58. Mr. Mukhi Parsram	(Ind)	375		
59. Mr. Poonjo Mal	(Ind)	366		
60. Mr. Porho Mal	(Ind)	366		
61. Mr. Sufan Mal	(Ind)	329		
62. Mr. Ram Singh	(Ind)	325		
63. Mr. Narayan Das s/o Kieshumal	(Ind)	276		
64. Mr. Lachman s/o Moti	(Ind)	271		
65. Mr. Mukhi Chatro Mal	(Ind)	266		
66. Mr. Shawal Das	(Ind)	263		
67. Mr. Khushhal	(Ind)	256		
68. Mr. Amarlal s/o Khushi Ram	(Ind)	242		
69. Mr. Sodho	(Ind)	233		
70. Mr. Bhoj Raj	(Ind)	225		
71. Mr. Brij Lal	(Ind)	200		
72. Dr. Mohan Manjiani	(Ind)	196		
73. Mr. Mohan Lal Raj	(Ind)	176		
74. Mr. Narayan Das s/o Dayaram	(Ind)	173		
75. Mr. Jagdesh Kumar	(Ind)	141		
76. Mr. Gagan Das	(Ind)	126		
77. Mr. Babu alias B.V. Seetlani	(Ind)	119		
78. Mr. Gulji	(Ind)	116		

**LIST OF THE CANDIDATES, WITH PARTY AFFILIATION,
ELECTED TO THE PROVINCIAL ASSEMBLY OF SIND
AGAINST THE SEATS RESERVED FOR
MINORITY COMMUNITIES**

79.	Mr. Muzi Dhar	(Ind)	114
80.	Mr. Veeho	(Ind)	104
81.	Mr. Shankarial alias Shera	(Ind)	100
82.	Mr. Manghan Mal	(Ind)	90
83.	Mr. Nandlal	(Ind)	89
84.	Mr. Shanji	(Ind)	89
85.	Mr. Dharmo Mal	(Ind)	81
86.	Mr. Toonoji	(Ind)	77
87.	Mr. Vishin Das	(Ind)	76
88.	Mr. Valji	(PAL)	70
89.	Mr. Diwan Lekhraj	(Ind)	68
90.	Mr. Arjan Das s/o Khalomal	(Ind)	52
91.	Mr. Gangloo Mal	(Ind)	51
			2,48,557

SEAT RESERVED FOR SIKH, BUDDHIST, PARSİ & OTHER NON-MUSLİM COMMUNITIES

Name of contesting candidates and their party affiliation. (The name of the elected candidate appears at serial number 1).	1	2	3	4	5	Percentage of votes polled	
						Total valid votes	Registered votes
1. Mr. Hoshang Broacha (Ind)	989	57.23%	28.79%	Valid votes polled including postal ballot papers =	1,728		
2. Mrs. Goshipi Byram (Ind)	739			Invalid votes polled =	---		
	<u>1,728</u>			Total votes polled =	1,728		
				Registered votes =	3,487		
				Tendered votes =	---		
				Percentage of votes polled to registered votes =	49.56%		

390

SEAT RESERVED FOR PERSONS BELONGING TO QUADIANIS GROUP OR LAHORI GROUP (WHO CALL THEMSELVES AHMADIS)

1. Mr. Shah Jehan (Ind)	71	98.61%	17.66%	Valid votes polled including postal ballot papers =	72
2. Mr. Idress Yahyah (Ind)	1			Invalid votes polled =	---
	<u>72</u>			Total votes polled =	72
				Registered votes =	402
				Tendered votes =	---
				Percentage of votes polled to registered votes =	17.91%

**LIST OF THE CADIDATES, WITH PARTY AFFILIATION ELECTED TO
THE PROVINCIAL ASSEMBLY OF SIND AGAINST THE SEATS RESERVED
FOR MINORITY COMMUNITIES**

Name of Community	Names of the Returned Candidates	Party Affiliation
1	2	3
Hindu and Scheduled Castes	Mr. Lachman Das	Independent
Hindu and Scheduled Castes	Mr. Humer Singh	Independent
Hindu and Scheduled Castes	Mr. Mehroo Mal	Independent
Hindu and Scheduled Castes	Mr. Hari Ram S/o Kishori Lal	Independent
Hindu and Scheduled Castes	Mr. Servanand	Independent
Christian	Mr. Saleem Khursheed Khokhar	(PMIG)
Christian	Mr. Micheal Jawaid	Independent
Sikh, Budhist, Parsi and Other non-Muslim communities	Mr. Hoshang Brocha	Independent
Persons belonging to the Quadiani group or Lahori group (who call themselves Ahmadis)	Mr. Shah Jehan	Independent

**DETAILED RESULT OF ELECTION TO THE
PROVINCIAL ASSEMBLY OF N-W.F.P.**

DETAILED RESULT OF ELECTION TO THE PROVINCIAL ASSEMBLY OF N.W.F.P.

Name of contesting candidates and their party affiliation. (The name of the elected candidate appears at serial number 1).	No. of valid votes polled including postal ballot papers	Percentage of votes polled by returned candidate to		Further detail
		Total valid votes	Registered votes	
1	2	3	4	5
PF-1 Peshawar-I				
1. Mr. Bashir Ahmad Bilor (ANP)	17,466	53.44%	20.21%	Valid votes polled including postal ballot papers = 32,682
2. Mr. Ayub Shah (PDA)	11,894			Invalid votes polled = 343
3. Mr. Gul Muhammad (JUI (F))	3,080			Total votes polled = 33,025
4. Mr. Ejaz Ahmad Khan (Ind)	111			Registered votes = 86,421
5. Mr. M. Raziq Khurshid (Ind)	56			Tendered votes = 11
6. Mr. Hamid Ullah Zahid (Ind)	50			Percentage of votes polled to registered votes = 38.21%
7. Sayyed Javaid Hassan Shah (Ind)	25			
	<u>32,682</u>			
PF-2 Peshawar-II				
1. Haji Mohammad Javed (LJI)	14,172	52.29%	21.32%	Valid votes polled including postal ballot papers = 27,103
2. Syed Zafar Ali Shah (PDA)	11,034			Invalid votes polled = 234
3. Maulana Amanullah (JUI(F))	1,327			Total votes polled = 27,337
4. Mr. Muhammad Afzal (Ind)	291			Registered votes = 66,468
5. Mr. Ijaz Hussain (Ind)	133			Tendered votes = 17
6. Mr. Tariq Azeem Durrani (PAT)	110			Percentage of votes polled to registered votes = 41.13%
7. Mirza Munir Akhtar (Ind)	27			
8. Malik Riaz Ahmed (Ind)	9			
	<u>27,103</u>			

	1	2	3	4	5
PF-3 Peshawar-III					
1.	Arbab Saifur Rehman	(ANP)	7,059	29.70%	Valid votes polled including postal ballot papers = 23,764
2.	Mr. Inamullah Khan	(PDA)	2,841		Invalid votes polled = 188
3.	Mr. Mohammad Azam Chishti	(Ind)	2,839		
4.	Mr. Abdullah Khalil	JUI (F)	2,926		
5.	Mr. Dost Mohammad Arbab	(Ind)	2,253		Total votes polled = 23,952
6.	Arbab Mohammad Humayun Khan	(Ind)	2,065		Registered votes = 56,478
7.	Pir Fida Mohammad	(Ind)	949		Tendered votes = ---
8.	Mr. Saadat Khan	(Ind)	893		Percentage of votes polled to registered votes = 42.41%
9.	Arbab Aurangzeb Khan	(Ind)	711		
10.	Mr. Ehsanullah	(Ind)	670		
11.	Mr. Muzaffar Khan	(Ind)	508		
12.	Mr. Gul Shad Khan	(Ind)	384		
13.	Arbab Mushtaq Ahmed	(Ind)	266		
			<u>23,764</u>		
PF-4 Peshawar-IV					
1.	Haji Mohammad Adeel	(ANP)	10,705	44.30%	Valid votes polled including postal ballot papers = 24,165
2.	Mr. Muhammad Azam Afridi	(PDA)	7,879	16.48%	Invalid votes polled = 199
3.	Haji Ghulam Ali	JUI (F)	3,565		Total votes polled = 24,364
4.	Qazi Ihsanullah Qureshi	(Ind)	808		Registered votes = 64,968
5.	Mr. Mir Nawaz	(Ind)	311		Tendered votes = ---
6.	Mr. Ali Haider	(Ind)	208		Percentage of votes polled to registered votes = 37.50%
7.	Mr. Kifayatullah	(Ind)	195		
8.	Mr. Baber Ali	(Ind)	168		
9.	Mr. Rab Nawaz	(Ind)	131		
10.	Col. (Retd.) Inyatullah	(Ind)	123		
11.	Mr. Zahoor Ahmed	(Ind)	72		
			<u>24,165</u>		

PF-5 Peshawar-V

1.	Haji Abdur Rehman Khan	(ANP)	8,711	34.80%	14.25%	Valid votes polled including postal ballot papers = 25,035
2.	Haji Mohammad Nawaz	(PDA)	6,946			
3.	Mr. Kiramatullah	(Ind)	4,987			Invalid votes polled = 263
4.	Dr. Sultan Mohammad	JUI(F)	3,742			
5.	Mr. Abdur Ghaffoor Khan	(Ind)	649			<u>Total votes polled = 25,298</u>
			<u>25,035</u>			Registered votes = 61,142
						Tendered votes = ---
						Percentage of votes polled to registered votes = 41.38%

PF-6 Peshawar-VI

1.	Arbab Mohammad Ayub Jan	(PDA)	10,479	35.86%	13.57%	Valid votes polled including postal ballot papers = 29,221
2.	Mr. Taj-ud-Din Khan	(ANP)	9,142			
3.	Dr. Fida Hussain Shah	JUI (F)	5,361			Invalid votes polled = 342
4.	Haji Dost Mohammad	(LJI)	3,975			<u>Total votes polled = 29,563</u>
5.	Mr. Amir Mohammad	(Ind)	204			Registered votes = 77,223
6.	Moulana Mohammad Yousuf Qureshi	(Ind)	60			Tendered votes = ---
			<u>29,221</u>			Percentage of votes polled to registered votes = 38.28%

PF-7 Peshawar-VII

1.	Haji Itikhar Ahmed	(LJI)	8,247	29.26%	11.83%	Valid votes polled including postal ballot papers = 28,186
2.	Mr. Mohammad Zaman	(ANP)	6,849			
3.	Arbab Saadullah Khan	(PDA)	6,532			Invalid votes polled = 394
4.	Mr. Israr Hussain	JUI (F)	4,631			<u>Total votes polled = 28,580</u>
5.	Haji Raz Mohammad	(Ind)	1,416			Registered votes = 69,713
6.	Mr. Musaratullah	(Ind)	511			Tendered votes = ---
			<u>28,186</u>			Percentage of votes polled to registered votes = 41.00%

	1	2	3	4	5
PF-8 Peshawar-VIII					
1.	Haji Abdul Raziq Khan	(ANP)	6,661	32.31%	12.27%
2.	Pirzada Nabi Amin	(Ind)	4,869		
3.	Haji Hastam Khan	(Ind)	1,700		
4.	Mr. Ibadutullah	(Ind)	1,271		
5.	Mr. Farman Ali	(Ind)	1,263		
6.	Mr. Nisar Khan	(Ind)	1,017		
7.	Mr. Abdur Rauf Khan	(PDA)	1,011		
8.	Mr. Amin Jan	(Ind)	849		
9.	Mr. Ghulam Haider Khan	(Ind)	779		
10.	Mr. Khyal Akbar Afridi	(Ind)	485		
11.	Mr. Abdul Hamid Afridi	(Ind)	376		
12.	Mr. Taj Mohammad Afridi	(Ind)	301		
13.	Pir Haroon Shah Badshah	(Ind)	33		
			<u>20,615</u>		
					Valid votes polled including postal ballot papers = 20,615
					Invalid votes polled = 269
					<u>Total votes polled = 20,884</u>
					Registered votes = 54,306
					Tendered votes = ---
					Percentage of votes polled to registered votes = 38.46%
PF-9 Nowshera-I					
1.	Mian Ifrikhar Hussain	(ANP)	11,975	44.20%	21.05%
2.	Sardar Ali Khan	(PDA)	7,414		
3.	Mr. Noor Mohammad Khan	(LJI)	7,280		
4.	Mr. Noor Hussain	(Ind)	302		
5.	Mian Mohammad Sareer	(Ind)	82		
6.	Mr. Mohammad Tariq Khattak	(Ind)	39		
			<u>27,092</u>		
					Valid votes polled including postal ballot papers = 27,092
					Invalid votes polled = 261
					<u>Total votes polled = 27,353</u>
					Registered votes = 56,875
					Tendered votes = ---
					Percentage of votes polled to registered votes = 48.09%

PF-10 Nowshera-II				
1. Mr. Tariq Hamid	(ANP)	10,986	36.69%	16.10%
2. Mr. Pervaiz Khan Khattak	(PDA)	10,369		
3. Haji Izzat Khan Babar	JUI (F)	4,752		
4. Mr. Nisarullah	(Ind)	2,357		
5. Miss Nasreen Khilji	(Ind)	498		
6. Mr. Haroon Leghari	(Ind)	425		
7. Mr. Nawab Ali Khan	(Ind)	331		
8. Mian Baharuddin	(Ind)	139		
9. Mr. Mohammad Amin Khattak	(Ind)	87		
		<u>29,944</u>		
				Valid votes polled including = 29,944
				postal ballot papers
				Invalid votes polled = 222
				<u>Total votes polled = 30,166</u>
				Registered votes = 68,228
				Tendered votes = ---
				Percentage of votes polled = 44.21%
				to registered votes

PF-11 Nowshera-III				
1. Haji Wali Mohammad	(ANP)	15,569	59.29%	24.31%
2. Mr. Sher Zada	(PDA)	5,992		
3. Maulana Mujahid Khan	JUI (F)	3,155		
4. Mr. Aslam Shah	(Ind)	1,543		
		<u>26,259</u>		
				Valid votes polled including = 26,259
				postal ballot papers
				Invalid votes polled = 274
				<u>Total votes polled = 26,533</u>
				Registered votes = 64,038
				Tendered votes = 2
				Percentage of votes polled = 41.43%
				to registered votes

PF-12 Nowshera-IV				
1. Mr. Jan Mohammad Khattak	(ANP)	19,478	59.25%	24.43%
2. Mr. Azizullah Jan Khan	(PDA)	12,392		
3. Mr. Ikhtiar Gul	(Ind)	535		
4. Mr. Mohammad Rashid	(Ind)	300		
5. Mr. Hameedullah Jan	(Ind)	171		
		<u>32,876</u>		
				Valid votes polled including = 32,876
				postal ballot papers
				Invalid votes polled = 460
				<u>Total votes polled = 33,336</u>
				Registered votes = 79,728
				Tendered votes = 1
				Percentage of votes polled = 41.81%
				to registered votes

5

4

3

2

1

Valid votes polled including = 27,188
postal ballot papers
Invalid votes polled = 325
Total votes polled = 27,513

Registered votes = 59,298
Tendered votes = --
Percentage of votes polled = 46.40%
to registered votes

Valid votes polled including = 24,248
postal ballot papers
Invalid votes polled = 24,248
Total votes polled = 77,478
Registered votes = --
Tendered votes = --
Percentage of votes polled = 31.30%
to registered votes

Valid votes polled including = 25,542
postal ballot papers
Invalid votes polled = 285
Total votes polled = 63,450
Registered votes = --
Tendered votes = --
Percentage of votes polled = 40.70%
to registered votes

PF-13 Charsada-I

1. Begum Nasim Wali Khan
2. Maulana Gohar Shah
3. Mr. Wilayat Ali

(ANP) 14,419
JUI (F) 12,457
(Ind) 312
27,188

24.32%

53.03%

PF-14 Charsada-II

1. Mr. Rehmatullah Khan
2. Syed Rahim Shah
3. Khan Abdul Akbar Khan
4. Haji Mumtaz Khan
5. Molvi Abdul Raziq
6. Syed Wali Shah
7. Mr. Khudadad Anwar
8. Mr. Bashir Ahmed Khan

(ANP) 9,822
JUI (F) 6,373
(Ind) 3,005
(Ind) 2,246
(Ind) 1,297
(Ind) 1,055
(Ind) 378
(PDA) 72
24,248

12.68%

40.51%

PF-15 Charsada-III

1. Mr. Asfandiyar Wali
2. Mr. Ihsanullah Khan
3. Mr. Fazal Mabood

(ANP) 13,080
(Ind) 7,018
(PDA) 5,444
25,542

20.61%

51.21%

PF-16 Charsada-IV

1. Mr. Aftab Ahmed Khan Sherpao
2. Mr. Muhammad Shah Ali
3. Mr. Akhtar Ali Khan
4. Mr. Ihsanullah Khan
5. Mr. Abdul Malik
6. Mr. Mirajuddin
7. Mr. Sikander Shah

(PDA)	9,122	31.86%	12.06%	Valid votes polled including postal ballot papers = 28,628
(Ind)	6,700			
(ANP)	5,442			Invalid votes polled = 506.
(Ind)	4,067			
JUI (F)	2,966			<u>Total votes polled = 29,134</u>
(Ind)	253			Registered votes = 75,614
(Ind)	78			Tendered votes = ---
	<u>28,628</u>			Percentage of votes polled to registered votes = 38.53%

PF-17 Charsada-V

1. Mr. Muhammad Bashir Khan
2. Qazi Fazal Manan
3. Mr. Muhammad Akram Khan
4. Mr. Muhammad Jan

(ANP)	12,031	55.31%	18.95%	Valid votes polled including postal ballot papers = 21,753
JUI (F)	5,687			
(PDA)	2,278			Invalid votes polled = 280
(PKMAP)	1,757			<u>Total votes polled = 22,033</u>
	<u>21,753</u>			Registered votes = 63,504
				Tendered votes = ---
				Percentage of votes polled to registered votes = 34.70%

	1	2	3	4	5
PF-18 Mardan-I					
1. Khan Mir Afzal Khan	(JI)	19,485	58.01%	25.38%	Valid votes polled including postal ballot papers = 33,590
2. Khawaja Muhammad Khan	(PDA)	10,980			Invalid votes polled = 575
3. Mr. Ikramullah Shahid	(Ind)	1,199			Total votes polled = 34,165
4. Pir Qasim Ali Shah	JUI (F)	1,086			Registered votes = 76,780
5. Syed Kamal Shah	(Ind)	335			Tendered votes = ---
6. Mr. Ikramul Haq	(Ind)	177			Percentage of votes polled to registered votes = 44.50%
7. Dr. Tariq Mehmood	(Ind)	158			
8. Hafiz Sadar Khan	(Ind)	142			
9. Mr. Alam Zeb Khan	(Ind)	28			
		<u>33,590</u>			

PF-19 Mardan-II					
1. Mr. Muhammad Sufaid Khan	(ANP)	11,120	39.28%	14.44%	Valid votes polled including postal ballot papers = 28,309
2. Mr. Ghanidad Khan	(JI)	9,560			Invalid votes polled = 314
3. Mr. Nasrullah Khan	(PDA)	6,556			Total votes polled = 28,623
4. Mr. Yousaf Shah	JUI (F)	1,073			Registered votes = 77,010
		<u>28,309</u>			Tendered votes = ---
					Percentage of votes polled to registered votes = 37.17%

PF-20 Mardan-III

1.	Khan Mir Afzal Khan	(LJI)	12,302	41.79%	15.43%	Valid votes polled including postal ballot papers =	29,435
2.	Mr. Abdul Akbar Khan	(PDA)	8,997			Invalid votes polled =	328
3.	Mr. Abdul Subhan Khan	(Ind)	4,708				
4.	Mr. Aurangzeb Khan	(Ind)	1,458			<u>Total votes polled =</u>	<u>29,763</u>
5.	Haji Lutfur Rehman	JUI (F)	1,250			Registered votes =	79,738
6.	Mr. Sadul Akbar Khan	(Ind)	416			Tendered votes =	---
7.	Mr. Asghar Ali	(Ind)	230			Percentage of votes polled to registered votes =	37.33%
8.	Mr. Shamsheer Aji	(Ind)	74				
			<u>29,435</u>				

PF-21 Mardan-IV

1.	Mr. Munawar Khan	(ANP)	12,251	45.00%	14.62%	Valid votes polled including postal ballot papers =	27,226
2.	Mr. Rahim Khan	(PDA)	7,166			Invalid votes polled =	227
3.	Mr. Yargand Khan	(Ind)	5,503			<u>Total votes polled =</u>	<u>27,453</u>
4.	Mr. Safdar Shah	(Ind)	891			Registered votes =	83,794
5.	Al-Haj Jehan Zeb	JUI (F)	588			Tendered votes =	---
6.	Mr. Gul Roz Khan	(Ind)	481			Percentage of votes polled to registered votes =	32.76%
7.	Mr. Wali Akbar	PMKP (FG)	346				
			<u>27,226</u>				

PF-22 Mardan-V

1.	Mr. Muhammad Ifikhar Khan	(IJI)	17,371	57.92%	24.36%	Valid votes polled including postal ballot papers = 29,991
2.	Mr. Sher Aslam Khan	(PDA)	10,317			Invalid votes polled = 291
3.	Mr. Parwar Ali Shah	(Ind)	1,014			
4.	Mr. Abdul Hameed Khan	JUI (F)	919			<u>Total votes polled = 30,282</u>
5.	Dr. Tariq Mehmood	(Ind)	281			Registered votes = 71,309
6.	Mr. Mohammad Hassan Khan	(Ind)	55			Tendered votes = 2
7.	Haji Fazli Qayyum	(Ind)	34			Percentage of votes polled to registered votes = 42.47%
			<u>29,991</u>			

PF-23 Mardan-VI

1.	Mr. Muhammad Akram Khan	(ANP)	9,133	29.74%	10.95%	Valid votes polled including postal ballot papers = 30,707
2.	Mr. Riaz Ali Khattak	(PDA)	7,266			Invalid votes polled = 330
3.	Haji Bahadur Khan	(Ind)	6,081			<u>Total votes polled = 31,031</u>
4.	Lt. Col (Retd.) Noor Badshah	(Ind)	2,579			Registered votes = 83,427
5.	Haji Wazir Muhammad	JUI (F)	2,486			Tendered votes = ---
6.	Mr. Latifullah Khan	(Ind)	1,673			Percentage of votes polled to registered votes = 37.20%
7.	Syed Mohtamim Shah	(Ind)	928			
8.	Mr. Abdur Rehman	PMKP (FG)	520			
9.	Mr. Muhammad Nazeer Khan	(Ind)	41			
			<u>30,707</u>			

PF-24 Swabi-I

1. Haji Zain Muhammad Khan
2. Haji Said Arab Khan
3. Mr. Mian Gul
4. Mr. Safarash Khan
5. Mr. Sherin Khan

(ANP)	18,683	51.57%	20.04%	Valid votes polled including postal ballot papers =	36,230
(Ind)	14,200			Invalid votes polled =	346
JUI (F)	2,396			<u>Total votes polled =</u>	<u>36,576</u>
PML (Q)	536			Registered votes =	93,243
(Ind)	415			Tendered votes =	4
	<u>36,230</u>			Percentage of votes polled to registered votes =	39.23%

PF-25 Swabi-II

1. Haji Ghafoor Khan Jadoon
2. Mr. Inayatullah Khan
3. Mr. Hazarat Ullah
4. Molvi Khalil Ahmad
5. Mr. Ibrahim Shah
6. Mr. Sarzamin Khan Jadoon

(LJI)	11,919	35.88%	13.27%	Valid votes polled including postal ballot papers =	33,223
(PDA)	11,208			Invalid votes polled =	299
(ANP)	7,214			<u>Total votes polled =</u>	<u>33,522</u>
JUI (F)	1,433			Registered votes =	89,830
(Ind)	1,384			Tendered votes =	---
(Ind)	65			Percentage of votes polled to registered votes =	37.32%
	<u>33,223</u>				

PF-26 Swabi-III

1. Mr. Awal Sher Khan
2. Mr. Israr Khan
3. Mr. Muqdamil Khan
4. Sahibzada Abdul Qayyum

(ANP)	16,655	53.64%	21.77%	Valid votes polled including postal ballot papers =	31,052
(PDA)	6,167			Invalid votes polled =	401
(Ind)	4,573			<u>Total votes polled =</u>	<u>31,453</u>
JUI (F)	3,657			Registered votes =	76,513
	<u>31,052</u>			Tendered votes =	---
				Percentage of votes polled to registered votes =	41.11%

	1	2	3	4	5
PF-31 Kohat-IV					
1.	Alhaj Mohammad Farid Mufakkar (IJI)	10,022	30.44%	8.71%	Valid votes polled including postal ballot papers = 32,920
2.	Mr. Ghani-ur-Rehman (Ind)	9,796			Invalid votes polled = 295
3.	Haji Mohammad Usman (Ind)	4,717			<u>Total votes polled = 33,215</u>
4.	Mr. Hassan Ahmad Khan (Ind)	4,590			
5.	Mir Azim Shah (Ind)	1,896			Registered votes = 1,15,082
6.	Mr. Mohammad Jamil (PDA)	1,302			Tendered votes = ---
7.	Mr. Mohammad Afzal (Ind)	326			Percentage of votes polled to registered votes = 28.86%
8.	Mst. Bakht Bibi (Ind)	187			
9.	Mr. Ali Mohammad Bangash (Ind)	84			
		<u>32,920</u>			
PF-32 Karak-I					
1.	Mr. Farid Khan Tofan (ANP)	12,603	37.30%	14.46%	Valid votes polled including postal ballot papers = 33,791
2.	Mr. Abdul Haleem Khattak (Ind)	7,762			Invalid votes polled = 293
3.	Mr. Shams-ur-Rehman (Ind)	7,087			<u>Total votes polled = 34,084</u>
4.	Mr. Mohammad Sharif Khattak (Ind)	3,584			Registered votes = 87,156
5.	Mr. Badshah Jan (Ind)	789			Tendered votes = 18
6.	Lt. Col. (Retd.) Sardar Khan (Ind)	732			Percentage of votes polled to registered votes = 39.11%
7.	Mr. Muzzamil Shah (Ind)	647			
8.	Mr. Noor Sahib Gul (Ind)	414			
9.	Mst. Bakht Bibi (Ind)	100			
10.	Mr. Nawabzada Khattak (Ind)	73			
		<u>33,791</u>			

PF-33 Karak-II

1. Mr. Mohsin Ali Khan
2. Mr. Zafar Azam
3. Mr. Asmatullah
4. Mr. Noor Paio Khan
5. Malik Qasim Khan Khattak

(JI)	19,469	54.48%	25.60%	Valid votes polled including postal ballot papers = 35,734
JUI (F)	15,759			
(Ind)	306			Invalid votes polled = 292
(Ind)	123			
(Ind)	77			
	<u>35,734</u>			<u>Total votes polled = 36,026</u>
				Registered votes = 76,061
				Tendered votes = 7
				Percentage of votes polled to registered votes = 47.36%

PF-34 Abbottabad-I

1. Mr. Ali Afzal Khan Jadoon
2. Mr. Zafar Iqbal Jadoon
3. Mr. Shamroze Khan
4. Mr. Mohammad Aslam alias Aslam Jehangir
5. Mr. Zahoor Khan
6. Malik Gul Zaman
7. Syed Ali Raza
8. Sardar Mohammad Ayub
9. Mr. Nisar Ahmad
10. Mr. Mohammad Ali Ibrahim

(JI)	14,441	31.20%	15.41%	Valid votes polled including postal ballot papers = 46,289
(Ind)	11,848			
(PDA)	9,512			Invalid votes polled = 521
(Ind)	5,148			
				<u>Total votes polled = 46,810</u>
(Ind)	2,890			Registered votes = 98,711
(Ind)	1,087			Tendered votes = ---
JUP (Noorani)	712			Percentage of votes polled to registered votes = 49.95%
(Ind)	307			
(Ind)	241			
(Ind)	103			
	<u>46,289</u>			

PF-35 Abbottabad-II

1. Sardar Mehtab Ahmad Khan	(LJI)	20,075	57.40%	24.40%	Valid votes polled including postal ballot papers = 34,973
2. S. Mohammad Gulzar Abbasi	(Ind)	9,265			Invalid votes polled = 512
3. Mr. Bashir Hussain Abbasi	(Ind)	5,386			Total votes polled = 35,485
4. Mr. Mohammad Iqbal Abbasi	(PAT)	247			
		34,973			Registered votes = 82,261
					Tendered votes = 3
					Percentage of votes polled to registered votes = 43.14%

PF-36 Abbottabad-III

1. Sardar Ghulam Nabi Khan	(Ind)	12,837	35.19%	15.07%	Valid votes polled including postal ballot papers = 36,479
2. Sardar Gul Zaman	(Ind)	8,644			Invalid votes polled = 814
3. Malik Gohar Rehman	(Ind)	6,735			Total votes polled = 37,293
4. Mr. Akbar Khan	(LJI)	3,840			Registered votes = 85,155
5. Sardar Maqbool-ur-Rehman	(Ind)	1,553			Tendered votes = --
6. Mr. Mohammad Zahoor	(PDA)	970			Percentage of votes polled to registered votes = 43.79%
7. Raja Firdous Mohammad	(Ind)	892			
8. Al-haj Sardar Hukamdad Khan	(Ind)	610			
9. Mr. Haq Nawaz Abbasi (Retired)	(Ind)	316			
10. Sardar Wali-ur-Rehman (Retired)	(Ind)	82			
		36,479			

PF-37 Abbottabad-IV

1.	Haji Munsif Khan	(LJI)	20,549	52.11%	21.74%	Valid votes polled including postal ballot papers = 39,433
2.	Sardar Haider Zaman	(Ind)	17,422			Invalid votes polled = 507
3.	Sardar Aslam Malik	(PDA)	403			
4.	Mr. Abdul Wahab Rehmani	(PAT)	244			
5.	Mr. Aurangzeb Khan Tanoli	JUP (Noorani)	232			
6.	Raja Shaukat Ali	(Ind)	208			
7.	Agha Safdar Zaman	JUI (F)	207			Registered votes = 94,510
8.	Mr. Mohammad Zahoor Abbasi	(Ind)	59			Tendered votes = ---
9.	Sardar Aurangzeb	(Ind)	55			Percentage of votes polled to registered votes = 42.26%
10.	Mr. Aurangzeb Saraf	(HF)	54			
			<u>39,433</u>			

PF-38 Abbottabad-V

1.	Mr. Mohammad Ayub Khan Afridi	(LJI)	18,110	56.33%	20.87%	Valid votes polled including postal ballot papers = 32,149
2.	Mr. Mohammad Ayub Khan Tanoli	(Ind)	12,921			Invalid votes polled = 459
3.	Malik Bashir Ahmed	(Ind)	874			
4.	Malik Mohammad Munsif	(PDA)	244			
			<u>32,149</u>			Registered votes = 86,789
						Tendered votes = ---
						Percentage of votes polled to registered votes = 37.57%

1

5

4

3

2

	1	2	3	4	5
PF-39 Abbottabad-VI					
1. Raja Sikandar Zaman Khan	(JJI)	30,069	65.30%	33.09%	Valid votes polled including postal ballot papers = 46,045
2. Syed Baidar Hussain Shah	(PDA)	12,151			Invalid votes polled = 561
3. Sardar Abdur Rauf Khan	JUI (F)	3,670			Total votes polled = 46,606
4. Mrs. Tahira Baidar	(Ind)	155			Registered votes = 90,857
		46,045			Tendered votes = ---
					Percentage of votes polled to registered votes = 51.30%
PF-40 Abbottabad-VII					
1. Mr. Habibullah Khan Tareen	(JJI)	30,589	83.18%	32.87%	Valid votes polled including postal ballot papers = 36,776
2. Mr. Asif Qazi	(PDA)	4,614			Invalid votes polled = 274
3. Mr. Abbas Khan	JUI (F)	909			Total votes polled = 37,050
4. Mr. Khalid Mehmood Khan	(PAT)	664			Registered votes = 93,065
		36,776			Tendered votes = ---
					Percentage of votes polled to registered votes = 39.81%
PF-41 Abbottabad-VIII					
1. Syed Mohammad Sabir Shah	(JJI)	18,146	50.69%	19.81%	Valid votes polled including postal ballot papers = 35,801
2. Mr. Mohammad Amin Khan	(Ind)	9,905			Invalid votes polled = 369
3. Syed Alamzeb Shah	JUI (F)	6,552			Total votes polled = 36,170
4. Mr. Mohammad Rafiq Mashwani	(Ind)	318			Registered votes = 91,595
5. Mr. Shuaib Khan	(PAT)	315			Tendered votes = 1
6. Mr. Said Sharif	(Ind)	295			Percentage of votes polled to registered votes = 39.49%
7. Mr. Amanat Khan	(Ind)	270			
		35,801			

PF-42 Mansehra-I

1.	Mr. Mohammad Tariq Khan	(JI)	14,007	42.15%	15.08%	Valid votes polled including postal ballot papers = 33,233
2.	Mr. Babar Naseem Khan	(Ind)	13,044			Invalid votes polled = 403
3.	Mr. Mahboob Ali	(PDA)	2,552			<u>Total votes polled = 33,636</u>
4.	Mr. Mohammad Ashraf Khan	(Ind)	916			Registered votes = 92,881
5.	Mr. Mohammad Muzafar Khan	(Ind)	742			Tendered votes = 8
6.	Mr. Mohammad Rafique	(PDP)	522			Percentage of votes polled to registered votes = 36.21%
7.	Mr. Iftekhar Alam	(Ind)	519			
8.	Syed Sadiq Hussain Shah	JUP (Noorani)	438			
9.	Mr. Nazar Hussain	(Ind)	297			
10.	Mr. Tughral Khan	(PAT)	196			
			<u>33,233</u>			

415

PF-43 Mansehra-II

1.	Syed Qasim Shah	(Ind)	21,992	56.02%	27.25%	Valid votes polled including postal ballot papers = 39,258
2.	Mian Wali-ur-Rehman	(JI)	16,610			Invalid votes polled = 629
3.	Mr. Abdur Rehman Khan	(PDA)	186			<u>Total votes polled = 39,887</u>
4.	Mr. Mohammad Nasim Khan	JUI (F)	173			Registered votes = 80,694
5.	Qazi Mohammad Saeed	(PAT)	143			Tendered votes = 8
6.	Mr. Shah Hussain Shah	(PDP)	78			Percentage of votes polled to registered votes = 49.43%
7.	Syed Akhtar Hussain Shah	(Ind)	76			
			<u>39,258</u>			

	1	2	3	4	5
PF-44 Mansehra-III					
1.	Shahzada Mohammad Gushtasip Khan (Ind)	12,117	41.66%	14.19%	Valid votes polled including postal ballot papers = 29,083
2.	Mr. Abdul Sattar Khan (LJI)	11,791			Invalid votes polled = 380
3.	Haji Riaz Mohammad Khan (Ind)	3,421			<u>Total votes polled = 29,463</u>
4.	Mr. Ghulam Mustafa Swati (PDA)	1,257			Registered votes = 85,364
5.	Mr. Yar Mohammad Khan (Ind)	308			Tendered votes = 3
6.	Mr. Hayat Khan	189			Percentage of votes polled to registered votes = 34.51%
		<u>29,083</u>			
PF-45 Mansehra-IV					
1.	Sardar Mohammad Yousuf (Ind)	11,534	39.27%	14.02%	Valid votes polled including postal ballot papers = 29,371
2.	Mr. Faiz Mohammad Khan (LJI)	11,477			Invalid votes polled = 532
3.	Mr. Haq Nawaz Khan (JUI (F))	3,322			<u>Total votes polled = 29,903</u>
4.	Dr. Dilawar Khan (Ind)	1,572			Registered votes = 82,273
5.	Syed Amir Ali Shah (JUP(Noorani))	808			Tendered votes = ---
6.	Dr. Rab Nawaz (Ind)	574			Percentage of votes polled to registered votes = 36.35%
7.	Syed Mehar Ali Shah (Ind)	84			
		<u>29,371</u>			

PF-46 Mansehra-V

1.	Mr. Sakhi Muhammad	(Ind)	9,321	41.62%	12.17%	Valid votes polled including postal ballot papers = 22,394
2.	Mr. Habib-ur-Rehman	(Ind)	7,870			
3.	Mr. Mehboob-ur-Rehman	(JI)	2,478			
4.	Mr. Umer Khatab	(Ind)	2,224			Invalid votes polled = 527
5.	Mr. Bashir-ud-Din	(Ind)	231			
6.	Mr. Muhammad Yousaf	(Ind)	162			<u>Total votes polled = 22,921</u>
7.	Mr. Ali Mohammad	(Ind)	58			Registered votes = 76,604
8.	Mr. Ghulam Murtaza	(Ind)	31			Tendered votes = ---
9.	Mr. Jan Muhammad	(Ind)	19			Percentage of votes polled to registered votes = 29.92%
			<u>22,394</u>			

PF-47 Mansehra-VI

1.	Haji Muhammad Yousuf Khan	(Ind)	7,420	43.29%	20.74%	Valid votes polled including postal ballot papers = 17,139
2.	Mr. Malang Khan	(Ind)	4,796			
3.	Haji Atta Muhammad Khan	(ANP)	2,859			Invalid votes polled = 273
4.	Mr. Aqil Khan	(Ind)	1,898			<u>Total votes polled = 17,412</u>
5.	Mr. Wali Muhammad Khan	(Ind)	166			Registered votes = 35,775
			<u>17,139</u>			Tendered votes = ---
						Percentage of votes polled to registered votes = 48.67%

PF-48 Mansehra-VII

1.	Mr. Fateh Mohammad Khan	(Ind)	5,965	52.76%	26.12%	Valid votes polled including postal ballot papers = 11,305
2.	Mr. Mohammad Zarin Khan	JUI (F)	5,030			
3.	Mr. Bakht Jamal Khan	(Ind)	310			Invalid votes polled = 202
			<u>11,305</u>			<u>Total votes polled = 11,507</u>
						Registered votes = 22,837
						Tendered votes = ---
						Percentage of votes polled to registered votes = 50.39%

5

4

3

2

1

Valid votes polled including postal ballot papers	=	19,285
Invalid votes polled	=	196
<u>Total votes polled</u>	=	<u>19,481</u>
Registered votes	=	48,810
Tendered votes	=	—
Percentage of votes polled to registered votes	=	39.91%

PF-49 Mansehra-VIII

1. Mr. Zarin Gul
2. Mr. Muhammad Afsar Khan
3. Mr. Abdul Majid
4. Mr. Yarqand Khan
5. Mr. Abdul Zahir Khan
6. Mr. Dost Mohammad
7. Mr. Rahim Dad
8. Syed Kabeer Shah
9. Mr. Shereen Khan

(ANP)
(Ind)
JUI (F)
(Ind)
(Ind)
(Ind)
(QIP)
(Ind)
(Ind)

8,559
3,658
3,217
2,381
1,081
138
113
96
42
19,285

17.54%

44.38%

Valid votes polled including postal ballot papers	=	16,145
Invalid votes polled	=	229
<u>Total votes polled</u>	=	<u>16,374</u>
Registered votes	=	38,773
Tendered votes	=	—
Percentage of votes polled to registered votes	=	42.23%

20.01%

48.05%

PF-50 Kohistan-I

1. Malik Moon
2. Mr. Hezbur Rehman
3. Mr. Aurangzeb
4. Mr. Obaidullah
5. Haji Mir Dad

(Ind)
JUI (F)
(Ind)
(LJI)
(Ind)

7,757
3,136
3,001
2,198
53
16,145

PF-51 Kohistan-II

1.	Mr. Muhammad Asmatullah	JUI (F)	1,755			
2.	Moulana Abdul Baqi	(LJI)	1,723	35.28%	3.15%	Valid votes polled including postal ballot papers = 4,975
3.	Haji Dost Mohammad	(Ind)	668			Invalid votes polled = 163
4.	Mr. Muhammad Saifullah	(Ind)	619			<u>Total votes polled = 5,138</u>
5.	Mr. Sarinzeb	(Ind)	105			Registered votes = 55,757
6.	Mr. Ghazi Khan	(Ind)	76			Tendered votes = ---
7.	Mr. Hakim Khan	(QIP)	29			Percentage of votes polled to registered votes = 9.21%
			<u>4,975</u>			

PF-52 Kohistan-III

1.	Mr. Farnas Khan	(Ind)	5,244			
2.	Moulana Abdul Hanan	JUI (F)	2,470	49.68%	10.07%	Valid votes polled including postal ballot papers = 10,556
3.	Mr. Mohammad Wali Khan	(Ind)	1,369			Invalid votes polled = 1,788
4.	Mr. Fazal Rabbi	(Ind)	401			<u>Total votes polled = 12,344</u>
5.	Mr. Qadam Khan	(LJI)	378			Registered votes = 52,093
6.	Mr. Karim Dad Malik	(Ind)	264			Tendered votes = ---
7.	Mr. Akhtar Muneer	(Ind)	197			Percentage of votes polled to registered votes = 23.70%
8.	Haji Umar Khan	(Ind)	170			
9.	Mr. Aslam Khan	(Ind)	30			
10.	Mr. Abdur Rashid	(Ind)	21			
11.	Raja Muhammad Arif	(Ind)	12			
			<u>10,556</u>			

PF-54 D. I. Khan-II

1.	Mr. Javed Akbar Khan	(Ind)	20,531
2.	Makhdoom Syed Atia-ur-Rehman Shah	(Ind)	16,047
3.	Mr. Abdur Rashid Khan	JUI (F)	9,153
4.	Sh. Umer Hayat	(Ind)	504
5.	Mr. Ali Mohammad	(ANP)	402
6.	Mr. Mohammad Khalid Raza Zakori	(PAT)	305
7.	Haji Sher Akbar Khan	(Ind)	125
8.	Mr. Asmatullah Khan Mastikhel	JUP(Noorani)	88
			<u>47,155</u>

22.81%

43.54%

Valid votes polled incl.
postal ballot papers

Invalid votes polled

Total votes polled

Registered votes

Tendered votes

Percentage of votes polled
to registered votes

30,011

=

=

53.01%

PF-55 D. I. Khan-III

1.	Haji Sanna Ullah Khan	(Ind)	17,008
2.	Nawabzada Ghulam Haider Khan	JUI (F)	10,159
3.	Mr. Falak Sher	(Ind)	2,522
4.	Mr. Moeenuddin Shah	JUP(Noorani)	266
5.	Mr. Saadullah Khan	(Ind)	153
6.	Mr. Fatehullah Khan	(IJI)	142
			<u>30,245</u>

23.71%

56.22%

Valid votes polled including
postal ballot papers

Invalid votes polled

Total votes polled

Registered votes

Tendered votes

Percentage of votes polled
to registered votes

421

= 30,245


= 313

= 30,558

= 71,714

= --

= 42.61%



PF-58 Bannu-I

1. Mr. Akram Khan Durrani	JUI (F)	10,772	37.81%	14.12%	Valid votes polled including postal ballot papers = 28,489
2. Mr. Nasir Khan	(Ind)	8,434			
3. Mr. Niamat Ali	(Ind)	5,590			Invalid votes polled = 299
4. Mr. Hamidullah Zahid	(PDA)	1,576			
5. Mr. Lutfur Rehman	(Ind)	1,024			
6. Mr. Mohammad Daraz Khan	(JI)	974			
7. Mr. Zafar Ali Khan	(Ind)	119			
		<u>28,489</u>			
					Registered votes = 76,281
					Tendered votes = ---
					Percentage of votes polled to registered votes = 37.74%

PF-59 Bannu-II

1. Mr. Baz Muhammad Khan	(ANP)	9,157	29.51%	10.48%	Valid votes polled including postal ballot papers = 31,035
2. Mr. Alamgir Khan	JUI (F)	8,303			
3. Mr. Attaullah Jan	(Ind)	8,159			Invalid votes polled = 263
4. Faqir Muhammad Hashim	(Ind)	1,948			
5. Mr. Jehangir Khan	(Ind)	1,490			
6. Haji Mohammad Naeem Khan	(Ind)	1,030			
7. Mr. Naimatullah Khan	(PDA)	542			Registered votes = 87,406
8. Mr. Mohammad Zahoor Khan	(Ind)	200			Tendered votes = ---
9. Mr. Shah Nawaz Khan	(Ind)	116			Percentage of votes polled to registered votes = 35.83%
10. Haji Khairullah Khan	(Ind)	56			
11. Alhaj Ghulam-ud-Din	(Ind)	34			
		<u>31,035</u>			

	1	2	3	4	5
--	---	---	---	---	---

PF-60 Bannu-III

1. Mr. Naqibullah	(LJI)	22,665	61.05%	26.54%	Valid votes polled including postal ballot papers = 37,128
2. Syed Munir Shah	(Ind)	11,530			Invalid votes polled = 433
3. Mr. Abdur Rahim	JUI (F)	2,691			<u>Total votes polled = 37,561</u>
4. Mr. Raqib Khan	(PDA)	172			Registered votes = 85,407
5. Mr. Maqsool Khan	(Ind)	44			Tendered votes = ---
6. Mr. Banoor Shah	(Ind)	26			Percentage of votes polled to registered votes = 43.98%
		<u>37,128</u>			

PF-61 Bannu-IV

1. Khan Mashal Khan	(LJI)	20,627	51.56%	25.82%	Valid votes polled including postal ballot papers = 40,007
2. Mr. Anwar Kamal Khan	(Ind)	18,387			Invalid votes polled = 626
3. Mr. Hasham Khan	(Ind)	993			<u>Total votes polled = 40,633</u>
		<u>40,007</u>			Registered votes = 79,873
					Tendered votes = ---
					Percentage of votes polled to registered votes = 50.87%

PF-62 Bannu-V

1. Mr. Salim Saifullah Khan	(LJI)	24,649	79.49%	29.46%	Valid votes polled including postal ballot papers = 31,007
2. Maulana Mohammad Rafiq	JUI (F)	6,358			Invalid votes polled = 307
		<u>31,007</u>			<u>Total votes polled = 31,314</u>
					Registered votes = 83,666
					Tendered votes = ---
					Percentage of votes polled = 37.43%

PF-63 Swat-I

1.	Mr. Sarzamin Khan	(Ind)	8,369	32.11%	11.09%	Valid votes polled including postal ballot papers = 26,064
2.	Mr. Mohammad Karim	(ANP)	7,976			Invalid votes polled = 414
3.	Mr. Saiful Manan	(Ind)	4,009			
4.	Mr. Mohammad Iqbal	(PDA)	3,167			
5.	Mr. Jamshaid Khan	(Ind)	2,543			
			<u>26,064</u>			<u>Total votes polled = 26,478</u>
						Registered votes = 75,493
						Tendered votes = ---
						Percentage of votes polled to registered votes = 35.07%

PF-64 Swat-II

1.	Mr. Bakht Jehan Khan	(JJI)	9,013	39.85%	10.77%	Valid votes polled including postal ballot papers = 22,617
2.	Mr. Qasim Jan	(Ind)	6,625			Invalid votes polled = 299
3.	Mr. Said Rahim	(Ind)	4,760			
4.	Mr. Shamsul Haq	(PDA)	2,032			
5.	Mr. Mohammad Amin	(PAT)	187			
			<u>22,617</u>			<u>Total votes polled = 22,916</u>
						Registered votes = 83,660
						Tendered votes = ---
						Percentage of votes polled to registered votes = 27.39%

PF-65 Swat-III

1.	Mr. Wajid Ali Khan	(ANP)	15,928	45.85%	17.71%	Valid votes polled including postal ballot papers = 34,742
2.	Mr. Azizur Rehman	(PDA)	10,343			Invalid votes polled = 382
3.	Mr. Umer Farooq	JUI (F)	4,753			
4.	Malak Fida Mohammad Khan	(Ind)	2,543			
5.	Mr. Taj Mohammad Khan s/o Taj Malook	(Ind)	502			
			<u>346</u>			<u>Total votes polled = 35,124</u>
6.	Mr. Abdul Wadood alias Ayeen Khan	(Ind)	327			Registered votes = 89,954
7.	Mr. Taj Mohammad Khan s/o Asif Khan	(Ind)				Tendered votes = ---
			<u>34,742</u>			Percentage of votes polled to registered votes = 39.05%

	1	2	3	4	5
PF-66 Swat-IV					
1.	Syed Mohammad Ali Shah Bacha Lala (IJI)	9,924	31.93%	9.70%	Valid votes polled including = 31,084 postal ballot papers
2.	Mr. Shamsher Ali (Ind)	7,274			Invalid votes polled = 423
3.	Mr. Mumtaz Ali Khan (PDA)	3,679			
4.	Mr. Shahzad (Ind)	3,424			<u>Total votes polled = 31,507</u>
5.	Mr. Sher Shah Khan (Ind)	2,557			Registered votes = 1,02,355
6.	Mr. Ajab Khan (Ind)	1,610			Tendered votes = ---
7.	Mr. Aftab Ali Khan (Ind)	981			
8.	Mr. Mohammad Zahurul Haq (Ind)	808			Percentage of votes polled = 30.78% to registered votes
9.	Mr. Mohammad (PKMAP)	465			
10.	Mr. Mohammad Sher Ali Shah (Ind)	289			
11.	Syed Allauddin (Ind)	73			
		<u>31,084</u>			
PF-67 Swat-V					
1.	Mr. Qaimoos Khan (IJI)	11,935	38.64%	15.82%	Valid votes polled including = 30,885 postal ballot papers
2.	Syed Allauddin (PDA)	11,212			Invalid votes polled = 641
3.	Mr. Muhammad Ali Khan (Ind)	7,071			<u>Total votes polled = 31,526</u>
4.	Syed Jehan Parwar (Retired) (Ind)	419			Registered votes = 75,424
5.	Mr. Rafiqur Rehman (Ind)	248			Tendered votes = ---
		<u>30,885</u>			Percentage of votes polled = 41.80% to registered votes

PF-68 Swat-VI

1.	Mr. Dost Mohammad Khan	(PDA)	16,755	46.31%	17.68%	Valid votes polled including postal ballot papers = 36,178
2.	Mr. Fateh Mohammad Khan	(LJI)	16,680			
3.	Qari Mahmood	JUI(F)	2,051			Invalid votes polled = 591
4.	Mr. Bahadar Sher Khan	(PKMAP)	547			
5.	Mr. Mohammad Sher Khan (Retired)	(Ind)	145			<u>Total votes polled = 36,769</u>
			<u>36,178</u>			Registered votes = 94,760
						Tendered votes = ---
						Percentage of votes polled to registered votes = 38.90%

PF-69 Swat-VII

1.	Malak Hazrat Ali	(PDA)	4,996	25.18%	9.25%	Valid votes polled including postal ballot papers = 19,840
2.	Mr. Anwar Ali	(Ind)	4,094			
3.	Haji Hazrat Faqir	JUI(F)	3,213			Invalid votes polled = 323
4.	Mr. Mohammad Zahir Shah	PML(Q)	2,834			<u>Total votes polled = 20,163</u>
5.	Haji Mohammad Bashir	(LJI)	2,699			Registered votes = 54,015
6.	Mr. Jehan Zeb	(ANP)	2,004			Tendered votes = 1
			<u>19,840</u>			Percentage of votes polled to registered votes = 37.33%

PF-70 Swat-VIII

1.	Mr. Mohammad Zahir Shah Khan	(LJI)	15,743	58.55%	19.57%	Valid votes polled including postal ballot papers = 26,890
2.	Mr. Badiuz Zaman	(PDA)	8,867			
3.	Mr. Azizur Rehman	JUI(F)	1,577			Invalid votes polled = 428
4.	Mr. Sultan Yousaf	(Ind)	384			<u>Total votes polled = 27,318</u>
5.	Mr. Mohammad Tahir	(Ind)	118			Registered votes = 80,430
6.	Mr. Inayat Khan	(Ind)	103			Tendered votes = ---
7.	Mian Hassan	(Ind)	98			Percentage of votes polled to registered votes = 33.96%
			<u>26,890</u>			

	1	2	3	4	5
PF-71 Swat-IX					
1.	Pir Mohammad Khan	(IJI)	5,521	29.06%	8.20%
2.	Mr. Bakht Biland Khan	(Ind)	3,289		
3.	Mr. Bakht Biland	JUI(F)	2,130		
4.	Mr. Mohammad Salam Khan	(Ind)	2,013		
5.	Mr. Said Tahar Khan	(PDA)	1,671		
6.	Mr. Ali Bahadar	(Ind)	1,585		
7.	Mr. Bakht Alam	(Ind)	732		
8.	Mr. Aurangzeb Khan	(Ind)	699		
9.	Mr. Anwareen Khan	(Ind)	523		
10.	Mr. Abdul Baqi	(Ind)	414		
11.	Mr. Mohammad Ali	(Ind)	375		
12.	Mr. Rafiullah	(Ind)	48		
			<u>19,000</u>		
					Valid votes polled including postal ballot papers = 19,000
					Invalid votes polled = 258
					<u>Total votes polled = 19,258</u>
					Registered votes = 67,353
					Tendered votes = ---
					Percentage of votes polled to registered votes = 28.59%
PF-72 Chitral					
1.	Moulana Ghulam Muhammad	(IJI)	32,447	52.74%	27.83%
2.	Mr. Ghulam Nabi	(PDA)	21,020		
3.	Mr. Amir Khan Jalali	(Ind)	4,701		
4.	Mr. Muhammad Ajmal Khan	JUI(F)	2,026		
5.	Mr. Muhammad Yousaf Khan	(Ind)	1,333		
			<u>61,527</u>		
					Valid votes polled including postal ballot papers = 61,527
					Invalid votes polled = 780
					<u>Total votes polled = 62,307</u>
					Registered votes = 1,16,608
					Tendered votes = ---
					Percentage of votes polled to registered votes = 53.43%

PF-73 Dir-I

1. Haji Amanullah Khan
2. Mr. Din Muhammad
3. Mr. Muhammad Akbar Khan
4. Mr. Muhammad Rashid
5. Mr. Zarin Khan
6. Mr. Jamalud Din
7. Mr. Saleh Muhammad

(JJI)	10,901	47.92%	12.76%	Valid votes polled including postal ballot papers =	22,749
(Ind)	6,024			Invalid votes polled =	372
(Ind)	1,883			<u>Total votes polled</u> =	<u>23,121</u>
(PDA)	1,560			Registered votes =	85,438
JUI(F)	1,020			Tendered votes =	---
(Ind)	896			Percentage of votes polled to registered votes =	27.06%
(Ind)	465				
	<u>22,749</u>				

PF-74 Dir-II

1. Mr. Muhammad Anwar
2. Mr. Hamidullah
3. Hazrat Kamal Khan
4. Mr. Abdul Hamid
5. Mr. Shahi Taj
6. Mr. Bahadar Said

(Ind)	3,689	46.31%	6.74%	Valid votes polled including postal ballot papers =	7,966
(Ind)	2,497			Invalid votes polled =	130
(PDA)	1,402			<u>Total votes polled</u> =	<u>8,096</u>
(JJI)	217			Registered votes =	54,735
JUI(F)	119			Tendered votes =	---
(Ind)	42			Percentage of votes polled to registered votes =	14.79%
	<u>7,966</u>				

PF-75 Dir-III

1. Mr. Muhammad Yaqoob Khan
2. Mr. Ahmad Hassan
3. Mr. Fazlullah
4. Mr. Fazal Ghafoor
5. Mr. Naqib Ahmad
6. Mr. Said Mula Khan
7. Mr. Muhammad Ayub

(JJI)	11,296	48.57%	14.98%	Valid votes polled including postal ballot papers =	23,259
(PDA)	8,710			Invalid votes polled =	263
JUI(F)	1,607			<u>Total votes polled</u> =	<u>23,522</u>
(Ind)	1,041			Registered votes =	75,427
(Ind)	356			Tendered votes =	---
(Ind)	192			Percentage of votes polled to registered votes =	31.19%
(Ind)	57				
	<u>23,259</u>				

1

5

PF-76 Dir-IV

1	2	3	4	5
1. Syed Sardar Alam Pacha	(LJI)	6,462	40.89%	Valid votes polled including postal ballot papers = 15,805
2. Mr. Naqeeb Ahmad Jan	(PDA)	4,611		Invalid votes polled = 183
3. Mr. Bahadar Khan	(Ind)	3,379		<u>Total votes polled = 15,988</u>
4. Mr. Abdur Rehman Khan	JUI(F)	1,353		Registered votes = 55,725
		<u>15,805</u>		Tendered votes = --
				Percentage of votes polled to registered votes = 28.69%

PF-77 Dir-V

1. Mr. Mohammad Shah Haroon	(LJI)	9,292	38.34%	Valid votes polled including postal ballot papers = 24,235
2. Mr. Rasool Shah	(PDA)	6,267		Invalid votes polled = 361
3. Mr. Jehan Zeb Khan	(Ind)	5,448		<u>Total votes polled = 24,596</u>
4. Mr. Shah Wali Khan	(Ind)	1,640		Registered votes = 92,652
5. Mr. Baroz Khan	(Ind)	1,062		Tendered votes = 1
6. Mr. Abdur Rehman	JUI(F)	526		Percentage of votes polled to registered votes = 26.55%
		<u>24,235</u>		

PF-78 Dir-VI


1. Mr. Zakirullah Khan	(LJI)	6,408	33.09%	Valid votes polled including postal ballot papers = 19,368
2. Mr. Bakht Baidar	(PDA)	5,982		Invalid votes polled = 213
3. Mr. Zahir Shah	(ANP)	3,191		<u>Total votes polled = 19,581</u>
4. Mr. Muhammad Hasham Khan	(Ind)	2,586		Registered votes = 53,575
5. Mr. Bashir Ahmed	JUI(F)	987		Tendered votes = --
6. Mr. Muzafar Khan	(Ind)	214		Percentage of votes polled to registered votes = 36.55%
		<u>19,368</u>		

PF-79 Malakand Protected Area-I

1.	Mr. Nek Amal Khan	(ANP)	8,198	38.72%	14.28%	Valid votes polled including postal ballot papers = 21,171
2.	Mr. Jehangir Khan	(PDA)	6,336			
3.	Mr. Muhammad Khan	(Ind)	4,767			Invalid votes polled = 248
4.	Mr. Ziaullah Khan	JUI(F)	1,523			
5.	Mr. Muzamil Khan	(Ind)	347			
			<u>21,171</u>			<u>Total votes polled = 21,419</u>
						Registered votes = 57,415
						Tendered votes = --
						Percentage of votes polled to registered votes = 37.31%

PF-80 Malakand Protected Area-II

1.	Lt. Gen. (Retd.) Fazle Haq	(LJI)	13,068	37.89%	17.05%	Valid votes polled including postal ballot papers = 34,489
2.	Mr. Lal Mohammad Khan	(PDA)	9,569			
3.	Mr. Mohammad Shuaib Khan	(Ind)	5,901			Invalid votes polled = 496
4.	Mr. Mohammad Gul	(Ind)	1,863			
5.	Mr. Mohammad Diyar Khan	JUI(F)	1,584			<u>Total votes polled = 34,985</u>
6.	Mr. Abdul Kabir Khan	(Ind)	876			Registered votes = 76,658
7.	Mr. Hakim Shah	(PKMAP)	727			Tendered votes = --
8.	Mr. Mohammad Idrees	(Ind)	574			Percentage of votes polled to registered votes = 45.64%
9.	Mr. Noor Ghani	(Ind)	307			
10.	Al-haj Qazi Ikramul Khalig	(Ind)	20			
			<u>34,489</u>			



**NAMES OF THE ELECTED
CANDIDATES NOMINATED BY THE
POLITICAL PARTIES IN THE
PROVINCIAL ASSEMBLY, N-W.F.P.**



**NAMES OF THE ELECTED
CANDIDATES NOMINATED BY THE
ISLAMI JAMHOORI ITTEHAD
(IJI)**



**NAMES OF THE ELECTED CANDIDATES NOMINATED BY THE
ISLAMI JAMHOORI ITTEHAD (IJI)**

Sl. No. and name of constituency	Names of returned candidates
1. PF-2 Peshawar-II	Haji Muhammad Javed
2. PF-7 Peshawar-VII	Haji Iftikhar Ahmed
3. PF-18 Mardan-I	Khan Mir Afzal Khan
4. PF-20 Mardan-III	Khan Mir Afzal Khan
5. PF-22 Mardan-V	Mr. Muhammad Iftikhar Khan
6. PF-25 Swabi-II	Haji Ghafoor Khan Jadoon
7. PF-30 Kohat-III	Mr. Iftikhar-ud-Din
8. PF-31 Kohat-IV	Alhaj Muhammad Farid Mufakkar
9. PF-33 Karak-II	Mr. Mohsin Ali Khan
10. PF-34 Abbottabad-I	Mr. Ali Afzal Khan Jadoon
11. PF-35 Abbottabad-II	Sardar Mehtab Ahmed Khan
12. PF-37 Abbottabad-IV	Haji Munsif Khan
13. PF-38 Abbottabad-V	Mr. Muhammad Ayub Khan Afridi
14. PF-39 Abbottabad-VI	Raja Sikandar Zaman Khan
15. PF-40 Abbottabad-VII	Mr. Habibullah Khan Tareen
16. PF-41 Abbottabad-VIII	Syed Muhammad Sabir Shah
17. PF-42 Mansehra-I	Mr. Muhammad Tariq Khan
18. PF-57 D.I. Khan-V	Mr. Habibullah Khan Kundi
19. PF-60 Bannu-III	Mr. Naqibullah
20. PF-61 Bannu-IV	Khan Mashal Khan
21. PF-62 Bannu-V	Mr. Salim Saifullah Khan
22. PF-64 Swat-II	Mr. Bakht Jehan Khan
23. PF-66 Swat-IV	Syed Muhammad Ali Shah Bacha Lala
24. PF-67 Swat-V	Mr. Qaimoos Khan
25. PF-70 Swat-VIII	Mr. Muhammad Zahir Shah Khan
26. PF-71 Swat-IX	Pir Muhammad Khan
27. PF-72 Chitral	Maulana Ghulam Muhammad
28. PF-73 Dir-I	Haji Amanullah Khan
29. PF-75 Dir-III	Mr. Muhammad Yaqoob Khan
30. PF-76 Dir-IV	Syed Sardar Alam Pacha
31. PF-77 Dir-V	Mr. Muhammad Shah Haroon
32. PF-78 Dir-VI	Mr. Zakirullah Khan
33. PF-80 Malakand Protacted Area-II	Lt. Gen. (Retd.) Fazle Haq



**NAMES OF THE ELECTED
CANDIDATES NOMINATED BY THE
AWAMI NATIONAL PARTY
(ANP)**



**NAMES OF THE ELECTED CANDIDATES NOMINATED BY THE
AWAMI NATIONAL PARTY (ANP)**

Sl. No. and name of No. constituency	Names of returned candidates
1. PF-1 Peshawar-I	Mr. Bashir Ahmed Bilour
2. PF-3 Peshawar-III	Arbab Saifur Rehman
3. PF-4 Peshawar-IV	Haji Muhammad Adeel
4. PF-5 Peshawar-V	Haji Abdul Rehman Khan
5. PF-8 Peshawar-VIII	Haji Abdur Raziq Khan
6. PF-9 Nowshera-I	Mian Iftikhar Hussain
7. PF-10 Nowshera-II	Mr. Tariq Hamid
8. PF-11 Nowshera-III	Haji Wali Muhammad
9. PF-12 Nowshera-IV	Mr. Jan Muhammad Khattak
10. PF-13 Charsadda-I	Begum Naseem Wali Khan
11. PF-14 Charsadda-II	Mr. Rahmatullah Khan
12. PF-15 Charsadda-III	Mr. Asfandyar Wali
13. PF-17 Charsadda-V	Mr. Mohammad Bashir Khan
14. PF-19 Mardan-II	Mr. Muhammad Sufaid Khan
15. PF-21 Mardan-IV	Mr. Munawar Khan
16. PF-23 Mardan-VI	Mr. Muhammad Akram Khan
17. PF-24 Swabi-I	Haji Zain Muhammad Khan
18. PF-26 Swabi-III	Mr. Awal Sher Khan
19. PF-32 Karak-I	Mr. Farid Khan Tofan
20. PF-49 Mansehra-VIII	Mr. Zarin Gul
21. PF-59 Bannu-II	Mr. Baz Mohammad Khan
22. PF-65 Swat-III	Mr. Wajid Ali Khan
23. PF-79 Malakand Protected Area-I	Mr. Nek Amal Khan



**NAMES OF THE ELECTED
CANDIDATES NOMINATED BY THE
PEOPLES DEMOCRATIC ALLIANCE
(PDA)**

**NAMES OF THE ELECTED CANDIDATES NOMINATED BY THE
PEOPLES DEMOCRATIC ALLIANCE (PDA)**

Sl. No. and name of constituency	Names of the returned candidates
1. PF-6 Peshawar-VI	Arbab Muhammad Ayub Jan
2. PF-16 Charsadda-IV	Mr. Aftab Ahmad Khan Sherpao
3. PF-29 Kohat-II	Syed Masud Kausar
4. PF-53 D.I. Khan-I	Mr. Bin Yamin Khan
5. PF-68 Swat-VI	Mr. Dost Muhammad Khan
6. PF-69 Swat-VII	Malak Hazrat Ali

**NAMES OF THE ELECTED CANDIDATES
NOMINATED BY THE
JAMIAT-UL-ULEMA-E-ISLAM (FAZALUR REHMAN GROUP)
JUI (F)**

**NAMES OF THE ELECTED CANDIDATES NOMINATED BY THE
JAMIAT-UL-ULEMA-E- ISLAM
(FAZALUR REHMAN GROUP) JUI(F)**

Sl. No. and name of constituency	Names of the returned candidates
1. PF-51 Kohistan-II	Mr. Muhammad Asmatullah
2. PF-58 Bannu-I	Mr. Akram Khan Durrani

**NAMES OF THE CANDIDATES
ELECTED AS INDEPENDENTS**

NAMES OF THE CANDIDATES ELECTED AS INDEPENDENTS

Sl. No. and name of constituency	Names of the returned candidates
1. PF-27 Swabi-IV	Mr. Sher Zaman Khan
2. PF-28 Kohat-I	Mr. Hidayatullah Khan
3. PF-36 Abbottabad-III	Sardar Ghulam Nabi Khan
4. PF-43 Mansehra-II	Syed Qasim Shah
5. PF-44 Mansehra-III	Shahzada Muhammad Gushtasip Khan
6. PF-45 Mansehra-IV	Sardar Muhammad Yousaf
7. PF-46 Mansehra-V	Mr. Sakhi Muhammad
8. PF-47 Mansehra-VI	Haji Muhammad Yousaf Khan
9. PF-48 Mansehra-VII	Mr. Fateh Muhammad Khan
10. PF-50 Kohistan-I	Malik Moon
11. PF-52 Kohistan-III	Mr. Farmas Khan
12. PF-54 D.I. Khan-II	Mr. Javed Akbar Khan
13. PF-55 D.I. Khan-III	Haji Sanaullah Khan
14. PF-56 D.I. Khan-IV	Alhaj Sardar Umer Farooq Khan
15. PF-63 Swat-I	Mr. Sarzamin Khan
16. PF-74 Dir-II	Mr. Mohammad Anwar

DETAILS OF -

1. NUMBER OF CANDIDATES NOMINATED,
2. SEATS WON,
3. VOTES POLLED, AND
4. PERCENTAGE OF VOTES POLLED BY EACH POLITICAL PARTY IN THE PROVINCIAL ASSEMBLY, NWFP.

**PROVINCE-WISE SUMMARY OF THE NUMBER OF CANDIDATES
NOMINATED, SEATS WON AND VOTES POLLED WITH PERCENTAGE
OF VOTES POLLED BY EACH POLITICAL PARTY**

PROVINCIAL ASSEMBLY OF NWFP

Party affiliation	No. of candidates nominated	Votes polled with percentage	No. of seats won
IJI	53	6,12,167 26.67%	33
ANP	34	3,39,093 14.77%	23
PDA	58	3,62,457 15.79%	6
JUI(F)	63	2,30,451 10.04%	2
PAT	11	2,553 0.11%	—
JUP(Noorani)	6	2,544 0.11%	—
PKMAP	4	3,320 0.14%	—
PMKP(FG)	2	866 0.04%	—
PML(Q)	2	3,370 0.15%	—
HF	1	54	—
PDP	2	600 0.03%	—
QIP	2	142 0.01%	—
INDEPENDENTS	316	7,37,591 32.14%	16
TOTAL:	554	22,95,208	80



**LIST OF THE CANDIDATES, WITH PARTY AFFILIATION,
ELECTED TO THE PROVINCIAL ASSEMBLY OF NWFP
AGAINST THE SEATS RESERVED FOR
MINORITY COMMUNITIES.**

LIST OF THE CANDIDATES, WITH PARTY AFFILIATION, ELECTED TO THE PROVINCIAL ASSEMBLY OF NWFP AGAINST THE SEATS RESERVED FOR MINORITY COMMUNITIES.

Name of contesting candidates and their party affiliation. (The name of the elected candidate appears at serial number 1).	1	2	3	4	5	Further detail

SEAT RESERVED FOR CHRISTIANS

1. Mr. Faqir-ud-Din	(Ind)	1,534	24.33%	13.60%	Valid votes polled including postal ballot papers = 6,305
2. Mr. Pervez K.G.	(Ind)	1,065			Invalid votes polled = 19
3. Mr. Sardar Masih	(Ind)	1,045			Total votes polled = 6,324
4. Dr. Stephen Saleem	(PARP)	876			Registered votes = 11,279
5. Mr. Javed Peyare	(Ind)	823			Tendered votes = —
6. Mr. Jan Alam	(Ind)	553			Percentage of votes polled to registered votes = 56.07%
7. Mr. Babar Masih	(Ind)	409			
		<u>6,305</u>			

**LIST OF THE CANDIDATES, WITH PARTY AFFILIATION,
ELECTED TO THE PROVINCIAL ASSEMBLY OF NWFP
AGAINST THE SEATS RESERVED FOR
MINORITY COMMUNITIES.**

**LIST OF THE CANDIDATES, WITH PARTY AFFILIATION, ELECTED TO
THE PROVINCIAL ASSEMBLY OF NWFP AGAINST THE SEATS
RESERVED FOR MINORITY COMMUNITIES.**

Name of Community	Names of the Returned Candidates	Party Affiliation
Christian	Mr. Faqiruddin	Independent
Sikh, Budhist, Parsi, and other Non-Muslim communities	Dr. Singhar Singh	Independent
Persons belonging to the Quadiani group or Lahori group (who call themselves Ahmadis)	Malik Qaseemuddin Khalid	Independent

**DETAILED RESULT OF ELECTION TO THE
PROVINCIAL ASSEMBLY OF
BALUCHISTAN**

DETAILED RESULT OF ELECTION TO THE PROVINCIAL ASSEMBLY OF BALUCHISTAN

Name of contesting candidates and their party affiliation. (The name of the elected candidate appears at serial number 1).	No. of valid votes polled including postal ballot papers	Percentage of votes polled by returned candidate to		Further detail
		Total valid votes	Registered votes	
1	2	3	4	5
PB-1 Quetta-I				
1. Dr. Kalim Ullah	(PKMAP)	9,981	35.58%	12.61%
2. Maulvi Noor Mohammad	JUI(F)	6,384		Valid votes polled including postal ballot papers = 28,054
3. Mir Inayat Ullah	(BNM)	4,065		Invalid votes polled = 364
4. Haji Feroz Khan	(JWP)	1,786		<u>Total votes polled = 28,418</u>
5. Haji Mohammad Ashraf	(PDA)	1,463		Registered votes = 79,144
6. Mr. Aurang Zaib Kansi	(ANP)	1,292		Tendered votes = 44
7. Haji Mohammad Ismail	(PNP)	1,255		Percentage of votes polled to registered votes = 35.91%
8. Syed Farooq Shah	(LJI)	811		
9. Mr. Abdul Haleem Tareen	(Ind)	313		
10. Mr. Nasrullah Kakar	(Ind)	313		
11. Haji Niaz Mohammad	JUP(Noorani)	150		
12. Mr. Abdul Haq	(QIP)	79		
13. Mr. Fazal Hussain Awan	(Ind)	45		
14. Syed Shamim Abbas Jafari	(Ind)	44		
15. Mr. Amanullah (Retired)	(Ind)	39		
16. Mr. Mohammad Mosadiq Siddiqui	(PAT)	34		

	1	2	3	4	5
PB-2 Quetta-II					
1. Mr. Noor Muhammad		7,457			
2. Mr. Naseem-ur-Rehman		5,922			
3. Sardar Saddat Ali		5,075			
4. Hafiz Abdur Rashid		1,333			
5. Mr. Inayat Ullah		1,295			
6. Mr. Shah Ghazi		383			
7. Mr. Talib Hussain		129			
8. Mr. Liaqat		87			
9. Mr. Sabbir Javeed		49			
10. Mr. Sami-ur-Rehman		47			
		<u>21,777</u>			
			34.24%	15.94%	Valid votes polled including = 21,777 postal ballot papers = 192
					Invalid votes polled = 21,969
					Total votes polled = 46,786
					Registered votes = 14
					Tendered votes = 46.96%
					Percentage of votes polled to registered votes = 46.96%
PB-3 Quetta-III					
1. Mr. Saeed Ahmed Hashmi		4,695			
2. Mr. Shafique Ahmed Hashmi		4,535			
3. Mr. Mohammad Jamal		2,454			
4. Haji Altaf Hussain		1,557			
5. Hafiz Fazal Mohammad		1,385			
6. Mr. Saifullah Khan Paracha		1,002			
7. Arbab Faizullah		876			
8. Mr. Fazal-ur-Rehman		556			
9. Mr. Ghulam Farooq Qureshi		191			
10. Mr. Mir Mohammad		153			
11. Moulvi Habib Ahmed		89			
12. Mr. Sher Dil Khan		75			
13. Dr. Mozzam-ud-Din		64			
14. Mr. Gul Afsar		63			
15. Malik Amjad Ali		35			
16. Ch. Saeed Ahmad					
		<u>17,819</u>			
			26.35%	10.72%	Valid votes polled including = 17,819 postal ballot papers = 65
					Invalid votes polled = 17,894
					Total votes polled = 43,790
					Registered votes = 55
					Tendered votes = 40.84%
					Percentage of votes polled to registered votes = 40.84%

PB-4 Quetta-IV

1. Malik Sikander Khan, Advocate
2. Malik Sher Mohammad
3. Malik Yar Mohammad Shahwani
4. Mr. Abdul Waheed
5. Sadar Mohammad Yaqoob Nasir
6. Haji Malik Ghulam Sarwar
7. Mr. Amanullah
8. Hafiz Naik Mohammad Nasir
9. Syed Haji Saleh Mohammad
10. Haji Maulvi Fateh Mohammad
11. Haji Wazir Mohammad
12. Mr. Abdul Wahab
13. Maulvi Saeed Gul
14. Mir Munawar Iqbal Zehri
15. Mr. Jan Mohammad
16. Mr. Nasir-ud-Din
17. Malik Dad Muhammad Shahwani
18. Dr. Ishtiaq Hussain

JUI(F) 7,723
 (PKMAP) 6,158
 (PNP) 4,738
 (BNM) 4,542
 (LJI) 2,657
 (ANP) 1,808
 (QJP) 902
 (Ind) 367
 (JWP) 346
 JUP(Noorani) 215
 (Ind) 101
 (Ind) 96
 (Ind) 94
 (Ind) 81
 (Ind) 74
 (Ind) 55
 (Ind) 17
 (PAT) 14

8.26%

25.75%

Valid votes polled including postal ballot papers = 29,988

Invalid votes polled = 454

Total votes polled = 30,442

Registered votes = 93,536

Tendered votes = 6

Percentage of votes polled to registered votes = 32.55%

 29,988

		1	2	3	4	5
PB-5 Chagai						
1.	Mr. Ali Mohammad Notazai	(JWP)	14,575	49.48%	24.06%	Valid votes polled including postal ballot papers = 29,459
2.	Sardar Fateh Mohammad	(PDA)	11,063			Invalid votes polled = 555
3.	Syed Ahmed Shah	JUI(F)	3,091			<u>Total votes polled = 30,014</u>
4.	Mr. Shabir Ahmed	(BNM)	342			Registered votes = 60,586
5.	Mir Mohammad Bilal	(Ind)	146			Tendered votes = 14
6.	Mr. Sher Khan	(Ind)	128			Percentage of votes polled to registered votes = 49.54%
7.	Sardar Nadir Khan	(Ind)	114			
			<u>29,459</u>			
PB-6 Pishin-I						
1.	Syed Abdul Bari	JUI(F)	6,267	32.43%	8.70%	Valid votes polled including postal ballot papers = 19,326
2.	Sardar Karim Dad Khan	(PKMAP)	6,120			Invalid votes polled = -
3.	Mr. Bashir Ahmed Khan	(JWP)	3,756			<u>Total votes polled = 19,326</u>
4.	Mr. Mohammad Wasey	(ANP)	2,377			Registered votes = 72,068
5.	Mr. Akbar Khan	(PDA)	258			Tendered votes = -
6.	Mr. Mured Khan	(Ind)	182			Percentage of votes polled to registered votes = 26.82%
7.	Syed Mohammad Agha	(Ind)	150			
8.	Mr. Jalaluddin	(Ind)	111			
9.	Syed Abdur Rehman s/o Syed Ali Muhammad	(Ind)	47			
10.	Syed Abdur Rehman s/o Syed Abdul Ghani	(Ind)	35			
11.	Syed Mohammad Shafee Agha	(Ind)	23			
			<u>19,326</u>			

PB-7 Pishin-II

1. Mr. Abdul Qahar	(PKMAP)	7,376	29.14%	10.17%	Valid votes polled including postal ballot papers = 25,312
2. Mr. Ghulam Sarwar Khan	(ANP)	7,315			
3. Mr. Bismillah Khan	(PNP)	5,775			Invalid votes polled = 379
4. Haji Muhammad Zaman Khan	JUI(F)	4,638			
5. Mr. Abdul Jabbar	(Ind)	79			<u>Total votes polled = 25,691</u>
6. Mr. Mehmood Ahmed Khan	(Ind)	47			Registered votes = 72,519
7. Haji Muhammad Yousaf Khan	(LJI)	39			Tendered votes = —
8. Mr. Nawab Khan	(Ind)	22			Percentage of votes polled to registered votes = 35.43%
9. Malik Abdul Ali	(Ind)	11			
10. Mr. Hazrat Ali	(Ind)	10			
		<u>25,312</u>			

PB-8 Pishin-III

1. Mr. Muhammad Sarwar Khan	(LJI)	9,409	46.69%	12.03%	Valid votes polled including postal ballot papers = 20,154
2. Maulvi Abdul Wajid	JUI(F)	4,520			
3. Mr. Aziz Ullah Khan	(QIP)	4,315			Invalid votes polled = 338
4. Mr. Badar-ud-Din	(Ind)	1,452			<u>Total votes polled = 20,492</u>
5. Mr. Jalal-ud-Din	(PDA)	280			Registered votes = 78,188
6. Mr. Abdul Baqi	(ANP)	152			Tendered votes = 4
7. Dr. Taj Muhammad	(Ind)	26			Percentage of votes polled to registered votes = 26.21%
		<u>20,154</u>			

	1	2	3	4	5
PB-9 Pishin-IV					
1.	Mr. Abdul Hamid Khan	(PKMAP)	9,122	41.53%	9.90%
2.	Mr. Naseer Ahmad alias Bacha Khan	(Ind)	5,458		
3.	Maulvi Abdul Rahim	JUI(F)	5,157		
4.	Mr. Adam Khan	(Ind)	1,420		
5.	Mr. Abdullah Jan	(Ind)	252		
6.	Mr. Saifullah Khan	(Ind)	173		
7.	Mir Alam Khan	(Ind)	94		
8.	Maulvi Muhammad Raza	(LJI)	84		
9.	Haji Behram Khan	(Ind)	83		
10.	Haji Khudai Mir	(Ind)	36		
11.	Haji Mehboob	(Ind)	34		
12.	Haji Muhammad Hayat	(Ind)	32		
13.	Haji Karam Khan	(PDA)	21		
			<u>21,966</u>		
					Valid votes polled including postal ballot papers = 21,966
					Invalid votes polled = 349
					<u>Total votes polled = 22,315</u>
					Registered votes = 92,126
					Tendered votes = --
					Percentage of votes polled to registered votes = 24.22%
PB-10 Loralai-I					
1.	Sardar Mohammad Tahir Luni	(JWP)	19,980	61.31%	39.55%
2.	Maulvi Jan Mohammad	JUI(F)	6,015		
3.	Dr. Abdul Haleem	(ANP)	4,543		
4.	Mr. Ikramullah	(PKMAP)	1,885		
5.	Mr. Shahab-ud-Din	(Ind)	73		
6.	Sardar Dur Muhammad Khan	(LJI)	56		
7.	Mr. Muzafar	(PDA)	23		
8.	Mir Nasrullah	(Ind)	11		
			<u>32,586</u>		
					Valid votes polled including postal ballot papers = 32,586
					Invalid votes polled = 219
					<u>Total votes polled = 32,805</u>
					Registered votes = 50,523
					Tendered votes = --
					Percentage of votes polled to registered votes = 64.93%

PB-11 Loralai-II

1.	Maulvi Amir Zaman	JUI(F)	5,319	27.84%	6.76%	Valid votes polled including = 19,103 postal ballot papers
2.	Sardar Mohammad Azam	(PKMAP)	4,677			
3.	Sardar Asmatullah	(ANP)	3,045			Invalid votes polled = 341
4.	Mr. Sikandar Hayat	(Ind)	2,320			
5.	Molvi Abdul Salam	(JWP)	1,244			<u>Total votes polled = 19,444</u>
6.	Molvi Khaliq Dad	(JJI)	1,187			
7.	Mr. Abdul Wahab	(PNP)	845			Registered votes = 78,681
8.	Mst. Parveen Begum	(Ind)	140			Tendered votes = —
9.	Mr. Abdul Manan	(Ind)	113			Percentage of votes polled = 24.71% to registered votes
10.	Mr. Zarghoon	(Ind)	102			
11.	Mr. Faiz Khan	(Ind)	50			
12.	Mr. Bashir Ahmed	(Ind)	34			
13.	Mr. Pasta Khan	(Ind)	27			
			<u>19,103</u>			

PB-12 Loralai-III

1.	Mir Baz Muhammad Khan Khetran	(PDA)	6,058	34.62%	16.34%	Valid votes polled including = 17,500 postal ballot papers
2.	Mir Tariq Mahmood Khetran	(Ind)	5,916			
3.	Sardar Ahmed Shah	(JWP)	5,197			Invalid votes polled = 648
4.	Wadera Rasool Bakhsh	(Ind)	77			<u>Total votes polled = 18,148</u>
5.	Dr. Muhammad Shah	JUI(F)	70			Registered votes = 37,076
6.	Mir Lal Muhammad	(Ind)	64			Tendered votes = —
7.	Wadera Amir Muhammad Khan	(Ind)	41			Percentage of votes polled = 48.95% to registered votes
8.	Mir Abdul Karim Khan	(Ind)	35			
9.	Haji Karman	(Ind)	25			
10.	Mir Sahib Jan	(Ind)	17			
			<u>17,500</u>			

1

PB-13 Zhob-cum-Killa Saifullah

	2	3	4	5
1. Haji Mohammad Shah	(LJI)	4,473	49.44%	Valid votes polled including postal ballot papers = 9,047
2. Akhunzada Faizullah	JUI(F)	4,236		Invalid votes polled = 143
3. Malik Abdul Rehman	(PDA)	178		Total votes polled = 9,190
4. Sardar Ali Ahmed	(PKMAP)	160		Registered votes = 61,893
		<u>9,047</u>		Tendered votes = —
				Percentage of votes polled to registered votes = 14.85%

PB-14 Zhob

1. Mr. Jaffar Khan Mandokhel	(LJI)	5,532	36.14%	Valid votes polled including postal ballot papers = 15,307
2. Maulvi Mohammad Khan Sherani	JUI(F)	5,325		Invalid votes polled = 212
3. Mr. Abdur Rahim Khan	(PKMAP)	4,255		Total votes polled = 15,519
4. Mr. Rozi Khan Mandokhel	(Ind)	166		Registered votes = 81,794
5. Mr. Abdul Ali	(PDA)	29		Tendered votes = 1
		<u>15,307</u>		Percentage of votes polled to registered votes = 18.97%

PB-15 Killa Saifullah

1. Maulvi Asmatullah	JUI(F)	4,873	38.03%	Valid votes polled including postal ballot papers = 12,815
2. Malik Abdul Khabeer	(ANP)	2,997		Invalid votes polled = 169
3. Mr. Sher Shah	(PKMAP)	2,653		Total votes polled = 12,984
4. Maulvi Muhammad Shafiq	(LJI)	1,182		Registered votes = 69,950
5. Mr. Muhammad Ashraf Khan Jogezei	(JWP)	999		Tendered votes = —
6. Sardar Haji Hayatullah	(PDA)	61		Percentage of votes polled to registered votes = 18.56%
7. Mr. Nasrullah	(QIP)	50		
		<u>12,815</u>		

FB-16 Sibi

1.	Haji Malik Karam Khan	(JWP)	8,859	59.24%	23.81%	Valid votes polled including postal ballot papers = 14,955
2.	Sardar Muhammad Khan	(PDA)	5,532			
3.	Maulvi Attaullah	JUI(F)	410			Invalid votes polled = 246
4.	Mr. Jan Muhammad Mubarakzai	(Ind)	72			<u>Total votes polled = 15,201</u>
5.	Mr. Saifullah (Retired)	(BNM)	30			-Registered votes = 37,212
6.	Mr. Nabi Bakhsh (Retired)	(Ind)	28			Tendered votes = —
7.	Mir Azim Khan (Retired)	(Ind)	24			Percentage of votes polled to registered votes = 40.85%
			<u>14,955</u>			

PB-17 Ziarat-cum-Sibi

1.	Maulvi Niaz Muhammad	JUI(F)	5,578	36.40%	12.56%	Valid votes polled including postal ballot papers = 15,326
2.	Sardar Nawab Khan	(ANP)	4,623			Invalid votes polled = 329
3.	Mr. Muhammad Akram Shah	(PKMAP)	4,103			<u>Total votes polled = 15,655</u>
4.	Mr. Muhammad Hashim	(PDA)	803			Registered votes = 44,399
5.	Malik Paind Khan	(Ind)	179			Tendered votes = 6
6.	Mr. Muhammad Rafiq	(Ind)	40			Percentage of votes polled to registered votes = 35.26%
			<u>15,326</u>			

PB-18 Kohlu

1.	Sardar Mir Humayun Khan	(JWP)	6,492	64.91%	14.16%	Valid votes polled including postal ballot papers = 10,001
2.	Mir Mohabat Khan	(PDA)	3,278			Invalid votes polled = 259
3.	Maulvi Kamal-ud-Din	JUI(F)	231			<u>Total votes polled = 10,260</u>
			<u>10,001</u>			Registered votes = 45,856
						Tendered votes = —
						Percentage of votes polled to registered votes = 22.37%

PB-19 Dera Bugti

1.	Nawab Mohammad Akbar Khan Bughti	(JWP)				Uncontested
----	----------------------------------	-------	--	--	--	-------------

Valid votes polled including = 11,743
 postal ballot papers = 330
 Invalid votes polled = 12,073
 Total votes polled = 41,304
 Registered votes = —
 Tendered votes = 29.23%
 Percentage of votes polled to registered votes

- PB-20 Jaffarabad-I**
1. Mir Jan Muhammad Khan
 2. Mr. Ghazi Allah Dinna
 3. Mr. Jehangir Khan Usta
 4. Mr. Abdul Rahim Rind
 5. Mr. Muhammad Murad
 6. Dr. Ishtiaq Hussain Alqadri
 7. Mr. Ali Mardan
 8. Syed Taj Muhammad Shah

(Ind)	8,006	68.18%	19.38%
(JWP)	1,356		
(Ind)	1,189		
(BNM)	724		
JUI(F)	314		
(Ind)	59		
(Ind)	52		
(PNP)	43		
	<u>11,743</u>		

Valid votes polled including = 16,312
 postal ballot papers = 171
 Invalid votes polled = 16,483
 Total votes polled = 55,740
 Registered votes = —
 Tendered votes = 29.57%
 Percentage of votes polled to registered votes

- PB-21 Jaffarabad-II**
1. Mir Taj Mohammad
 2. Mr. Lal Bakhsh
 3. Mr. Hafeez-ur-Rehman
 4. Hajji Fateh Mohammad
 5. Mr. Mohammad Younis
 6. Moulana Ghayasuddin

(LJI)	12,417	76.12%	22.28%
(PDA)	2,909		
JUI(F)	436		
(BNM)	356		
JUP(Noorani)	104		
(Ind)	91		
	<u>16,312</u>		

PB-22 Jaffarabad-cum-Tambo

1.	Mr. Zahur Hussain Khan	(JWP)	15,765	69.76%	25.03%	Valid votes polled including postal ballot papers = 22,599
2.	Mr. Inayat Ali Shah	(PDA)	6,050			
3.	Mr. Nazir Ahmed	(BNM)	406			Invalid votes polled = 338
4.	Mr. Shamsul Haq	(Ind)	100			
5.	Mir Abdul Sattar	(Ind)	92			<u>Total votes polled = 22,937</u>
6.	Haji Ghulam Mustafa	JUI(F)	90			Registered votes = 62,991
7.	Mr. Mehmud Ahmed	(Ind)	56			Tendered votes = . --
8.	Mr. Ishfaq Ahmed	(Ind)	40			Percentage of votes polled to registered votes = 36.41%
			<u>22,599</u>			

PB-23 Tamboo

1.	Sardar Fateh Ali	(JWP)	7,795	50.39%	11.53%	Valid votes polled including postal ballot papers = 15,469
2.	Mr. Mohammad Sadiq	(PDA)	5,062			
3.	Moulvi Abdul Ghani	JUI(F)	1,866			Invalid votes polled = 411
4.	Dr. Abdul Hayee	(BNM)	242			<u>Total votes polled = 15,880</u>
5.	Mr. Allah Dad	(Ind)	152			Registered votes = 67,584
6.	Pir Bakhsh Samit	(Ind)	137			Tendered votes = --
7.	Moulvi Mohammad Hassan	JUP(Noorani)	85			Percentage of votes polled to registered votes = 23.50%
8.	Mr. Abdul Sattar	(Ind)	84			
9.	Mr. Zehri Shah Sardar	(Ind)	46			
			<u>15,469</u>			

	1	2	3	4	5
PB-24 Kachhi-I					
1.	Mr. Mohammad Asim Gailo	(JWP)	7,571	44.95%	13.68%
2.	Mr. Mohammad Hashim Shahwani	(PNP)	4,322		
3.	Mr. Abdul Rehman Raisani	(Ind)	1,923		
4.	Maulvi Abdul Malik Shah	JUI(F)	980		
5.	Mr. Nauroze Khan Satazkai	(BNM)	941		
6.	Mr. Hidayatullah Bangulzai	(PAT)	687		
7.	Mr. Rahim Khan	(Ind)	208		
8.	Maulvi Mohammad Wazir Al-Qadri	JUP(Noorani)	106		
9.	Mr. Abdul Hayee Bangulzai	(Ind)	68		
10.	Mr. Mohammad Murad Abro	(Ind)	38		
			<u>16,844</u>		
					Valid votes polled including postal ballot papers = 16,844
					Invalid votes polled = 396
					<u>Total votes polled = 17,240</u>
					Registered votes = 55,332
					Tendered votes = —
					Percentage of votes polled to registered votes = 31.16%
PB-25 Kachhi-II					
1.	Sardar Chaker Khan	(Ind)	30,623	71.48%	31.88%
2.	Mr. Bijar Khan	(Ind)	8,778		
3.	Dr. Abdul Hayee	(BNM)	2,906		
4.	Sardar Mitha Khan Jatoi	(Ind)	218		
5.	Mr. Muhammad Aslam Mughari	(Ind)	176		
6.	Mir Yar Muhammad	(Ind)	138		
			<u>42,839</u>		
					Valid votes polled including postal ballot papers = 42,839
					Invalid votes polled = 494
					<u>Total votes polled = 43,333</u>
					Registered votes = 96,067
					Tendered votes = —
					Percentage of votes polled to registered votes = 45.11%

PB-26 Kachhi-III

1.	Mir Zulfiqar Ali Magasi	(Ind)	17,617	76.33%	24.35%	Valid votes polled including postal ballot papers = 23,079
2.	Mir Sohrab Khan	(Ind)	4,869			
3.	Hafiz Ali Muhammad	JUI(F)	520			Invalid votes polled = 132
4.	Mr. Karam Ilahi	(BNM)	73			
			<u>23,079</u>			<u>Total votes polled = 23,211</u>

Registered votes = 72,357
 Tendered votes = —
 Percentage of votes polled to registered votes = 32.08%

PB-27 Kalat-I

1.	Nawab Muhammad Aslam Raisani	(PNP)	8,237	36.89%	11.28%	Valid votes polled including postal ballot papers = 22,326
2.	Sardar Mir Abdul Rahim Jan	(JWP)	5,364			
3.	Maulvi Abdul Sattar	JUI(F)	3,121			
4.	Sardar Bahadur Khan	(LJI)	2,878			Invalid votes polled = 426
5.	Mr. Muhammad Amin	(BNM)	2,726			
			<u>22,326</u>			<u>Total votes polled = 22,752</u>

Registered votes = 72,993
 Tendered votes = 3
 Percentage of votes polled to registered votes = 31.17%

PB-28 Kalat-II

1.	Moulvi Abdul Ghafoor Haideri	JUI(F)	5,500	35.48%	8.30%	Valid votes polled including postal ballot papers = 15,500
2.	Mr. Abdul Khaliq.	(BNM)	4,312			
3.	Arbab Mohammad Siddique	(PDA)	2,265			Invalid votes polled = 393
4.	Mr. Noor-ud-Din	(PNP)	1,547			
5.	Malik Mohammad Akber	(JWP)	1,273			<u>Total votes polled = 15,893</u>
6.	Moulvi Ghulam Mohammad	JUP(Noorani)	520			Registered votes = 66,232
7.	Mr. Bahar Shah	(Ind)	83			Tendered votes = —
			<u>15,500</u>			Percentage of votes polled to registered votes = 24.00%

	1	2	3	4	5
PB-29 Kalat-III					
1.	Mir Israrullah	(Ind)	5,331	55.24%	Valid votes polled including postal ballot papers = 9,651
2.	Moulvi Ghulam Mustafa	JUI(F)	2,904	12.06%	Invalid votes polled = 210
3.	Mir Ahmed Khan	(BNM)	1,277		<u>Total votes polled = 9,861</u>
4.	Mr. Abdul Karim	(JWP)	139		Registered votes = 44,193
			<u>9,651</u>		Tendered votes = —
					Percentage of votes polled to registered votes = 22.31%
PB-30 Khuzdar-I					
1.	Sardar Sanaulah Zehri	(PNP)	10,074	46.18%	Valid votes polled including postal ballot papers = 21,815
2.	Molvi Qamar Din	JUI(F)	5,577	13.65%	Invalid votes polled = 634
3.	Mir Amanullah	(BNM)	5,371		<u>Total votes polled = 22,449</u>
4.	Mir Kalimullah	(Ind)	268		Registered votes = 73,789
5.	Mr. Saeed Ahmed Shah	(Ind)	175		Tendered votes = —
6.	Qari Abu Rashid Mohammad Akber	(JI)	129		Percentage of votes polled to registered votes = 30.42%
7.	Molvi Mohammad Waris	JUP(Noorani)	87		
8.	Mr. Mohammad Rahim	(Ind)	78		
9.	Sardar Ali Mohammad	(Ind)	56		
			<u>21,815</u>		

PB-31 Khuzdar-II

1. Mr. Mohammad Aslam
2. Mr. Khair Jan Baloch
3. Molvi Ghulam Mohy-ud-Din

(PNP)	8,195	46.89%	14.11%	Valid votes polled including = 17,477
(Ind)	7,156			postal ballot papers
JUI (F)	2,126			Invalid votes polled = 459
	<u>17,477</u>			<u>Total votes polled = 17,936</u>

				Registered votes = 58,062
				Tendered votes = —
				Percentage of votes polled to registered votes = 30.89%

PB-32 Khuzdar-III

1. Mir Abdul Majeed
2. Mr. Mohammad Aslam Gichki
3. Mr. Muhammad Hassan
4. Maulana Obedullah

(JJI)	5,893	35.41%	14.04%	Valid votes polled including = 16,643
(BNM)	5,557			postal ballot papers
(PNP)	5,066			Invalid votes polled = 600
JUI(F)	127			<u>Total votes polled = 17,243</u>
	<u>16,643</u>			Registered votes = 41,983

				Tendered votes = —
				Percentage of votes polled to registered votes = 41.07%

PB-33 Kharan

1. Mir Abdul Karim Noshervani
2. Mir Dost Muhammad Muhammad Hassani
3. Molvi Muhammad Ismail
4. Mr. Shaukat Ali

(JWP)	12,648	50.65%	18.81%	Valid votes polled including = 24,969
(Ind)	9,053			postal ballot papers
JUI(F)	2,944			Invalid votes polled = 734
(BNM)	324			<u>Total votes polled = 25,703</u>
	<u>24,969</u>			Registered votes = 67,234

				Tendered votes = 11
				Percentage of votes polled to registered votes = 38.23%

	1	2	3	4	5
--	---	---	---	---	---

Valid votes polled including postal ballot papers = 26,755
 Invalid votes polled = 618
Total votes polled = 27,373
 Registered votes = 60,761
 Tendered votes = 1
 Percentage of votes polled to registered votes = 45.05%

PB-34 Lasbela-I

1. Shahzada Mohammad Yousaf
2. Sheikh Ghulam Rasool
3. Sardar Mehrullah
4. Mr. Mohammad Ramzan Mengal
5. Mr. Ghulam Akbar
6. Mr. Fazal Bakhsh

(LJI) 15,755
 (PDA) 10,406
 (Ind) 242
 JUI(F) 149
 (Ind) 146
 (Ind) 57
26,755

25.93%

58.89%

Valid votes polled including postal ballot papers = 15,501
 Invalid votes polled = 314
Total votes polled = 15,815
 Registered votes = 49,101
 Tendered votes = -
 Percentage of votes polled to registered votes = 32.88%

PB-35 Lasbela-II

1. Mr. Mohammad Saleh Khan
2. Mr. Mohammad Hassan
3. Mr. Naseer Ahmed
4. Mr. Abdul Majeed
5. Mr. Zaufulqar Ali Khan
6. Haji Mohammad Ramzan
7. Mr. Wazeer Khan

(Ind) 8,945
 (PDA) 5,885
 (BNM) 187
 (Ind) 161
 (JWP) 158
 JUI(F) 93
 (PNP) 72
15,501

18.60%

57.71%

PB-36 Panjgur

1. Mr. Kachkol
2. Maulvi Rehmatalah
3. Mr. Sabir Ali
4. Mr. Habib-ur-Rehman
5. Mr. Muhammad Hanif
6. Mr. Muhammad Aslam
7. Mr. Manzoor Ahmed

(BNM)	4,108	26.90%	8.34%	Valid votes polled including postal ballot papers =	15,271
JUI(F)	3,897			Invalid votes polled =	309
(JWP)	3,514			<u>Total votes polled</u> =	<u>15,580</u>
(PNP)	3,341			Registered votes =	49,259
(Ind)	253			Tendered votes =	—
(Ind)	90			Percentage of votes polled to registered votes =	31.63%
(Ind)	68				
	<u>15,271</u>				

PB-37 Turbat-I

1. Dr. Abdul Malik
2. Mr. Shakeel Ahmed
3. Mr. Abdul Khaliq
4. Nawab Khalid Khan
5. Dr. Faqeer Mohammad
6. Mr. Amanullah Gichki

(BNM)	9,878	48.77%	23.15%	Valid votes polled including postal ballot papers =	20,256
(PNP)	9,662			Invalid votes polled =	367
JUI(F)	430			<u>Total votes polled</u> =	<u>20,623</u>
(JWP)	163			Registered votes =	42,670
(Ind)	93			Tendered votes =	—
(Ind)	30			Percentage of votes polled to registered votes =	48.33%
	<u>20,256</u>				

PB-38 Turbat-II

1. Mr. Munshi Mohammad
2. Mr. Muhammad Ayub
3. Mr. Muhammad Hayat
4. Mr. Manzoor Ahmed
5. Mr. Mohammad Ismail
6. Mr. Khuda Shahi
7. Mr. Abdul Ghani

(JWP)	6,711	40.03%	16.34%	Valid votes polled including postal ballot papers =	16,763
(BNM)	5,859			Invalid votes polled =	1,483
(PNP)	3,495			<u>Total votes polled</u> =	<u>18,246</u>
(Ind)	326			Registered votes =	41,081
JUI (F)	319			Tendered votes =	—
(Ind)	33			Percentage of votes polled to registered votes =	44.41%
(Ind)	20				
	<u>16,763</u>				

5

4

3

2

1

PB-39 Turbat-III

1.	Mir Mohammad Ali Rind	(PNP)	10,385	50.55%	20.32%	Valid votes polled including postal ballot papers = 20,542
2.	Mr. Mohammad Akram	(BNM)	8,047			Invalid votes polled = 259
3.	Mir Ghulam Nabi Gichki	(JWP)	1,083			Total votes polled = 20,801
4.	Haji Mohammad Khan	JUI(F)	1,027			Registered votes = 51,101
			<u>20,542</u>			Tendered votes = —
						Percentage of votes polled to registered votes = 40.71%

PB-40 Gwadar

1.	Mr. Hussain	(PNP)	12,815	57.30%	23.67%	Valid votes polled including postal ballot papers = 22,365
2.	Mr. Abid Rahim Sohrabi	(Ind)	5,413			Invalid votes polled = 308
3.	Mr. Abdul Rahim Zafar	(JWP)	2,665			Total votes polled = 22,673
4.	Mr. Mohammad Ashraf	JUI(F)	810			Registered votes = 54,136
5.	Mr. Muhammad Ismail	(BNM)	529			Tendered votes = —
6.	Mr. Abdul Hakim	(Ind)	133			Percentage of votes polled to registered votes = 41.88%
			<u>22,365</u>			

**NAMES OF THE ELECTED
CANDIDATES NOMINATED BY THE
POLITICAL PARTIES IN THE
PROVINCIAL ASSEMBLY, BALUCHISTAN**

**NAMES OF THE ELECTED CANDIDATES
NOMINATED BY
THE JAMHOORI WATTAN PARTY
(JWP)**

**NAMES OF THE ELECTED CANDIDATES NOMINATED BY
THE JAMHOORI WATTAN PARTY (JWP)**

Sl. No. and name of No. constituency	Names of the returned candidates
1. PB-5 Chagai	Mr. Ali Muhammad Notazai
2. PB-10 Loralai-I	Sardar Muhammad Tahir Luni
3. PB-16 Sibi	Haji Malik Karam Khan
4. PB-18 Kohlu	Sardar Mir Humayun Khan
5. PB-19 Dera Bugti	Nawab Muhammad Akbar Khan Bugti
6. PB-22 Jaffarabad-cum-Tamboo	Mr. Zahur Hussain Khan
7. PB-23 Tamboo	Sardar Fateh Ali
8. PB-24 Kachhi-I	Mr. Muhammad Asim Gailo
9. PB-33 Kharan	Mir Abdul Karim Noshervani
10. PB-38 Turbat-II	Mr. Munshi Muhammad

**NAMES OF THE ELECTED CANDIDATES
NOMINATED BY
THE ISLAMI JAMHOORI ITTEHAD
(IJI)**

**NAMES OF THE ELECTED CANDIDATES NOMINATED BY
THE ISLAMI JAMHOORI ITTEHAD (IJI)**

Sl. No. and name of No. constituency	Names of the returned candidates
1. PB-3 Quetta-III	Mr. Saeed Ahmed Hashmi
2. PB-8 Pishin-III	Mr. Mohammad Sarwar Khan
3. PB-13 Zhob-cum-Killa Saifullah	Haji Muhammad Shah
4. PB-14 Zhob	Mr. Jaffar Khan Mandokhel
5. PB-21 Jaffarabad-II	Mir Taj Muhammad
6. PB-32 Khuzdar-III	Mir Abdul Majeed
7. PB-34 Lasbela-I	Shahzada Muhammad Yousaf

**NAMES OF THE ELECTED CANDIDATES
NOMINATED BY THE
JAMIAT-UL-ULEMA-E-ISLAM (FAZALUR REHMAN GROUP)
JUI (F)**

**NAMES OF THE ELECTED CANDIDATES NOMINATED BY THE
JAMIAT-UL-ULEMA-E-ISLAM (FAZALUR REHMAN GROUP) JUI(F)**

Sl. No: and name of No. constituency	Names of the returned candidates
1. PB-4 Quetta-IV	Malik Sikandar Khan (Advocate)
2. PB-6 Pishin-I	Syed Abdul Bari
3. PB-11 Loralai-II	Maulvi Amir Zaman
4. PB-15 Killa Saifullah	Maulvi Asmatullah
5. PB-17 Ziarat-cum-Sibi	Maulvi Niaz Muhammad
6. PB-28 Kalat-II	Maulvi Abdul Ghafoor Haideri

**NAMES OF THE ELECTED
CANDIDATES NOMINATED BY THE
PAKISTAN NATIONAL PARTY
(PNP)**

**NAMES OF THE ELECTED CANDIDATES NOMINATED BY THE
PAKISTAN NATIONAL PARTY (PNP)**

Sl. No. and name of No. constituency	Names of the returned candidates
1. PB-27 Kalat-I	Nawab Muhammad Aslam Raisani
2. PB-30 Khuzdar-I	Sardar Sanauallah Zehri
3. PB-31 Khuzdar-II	Mr. Mohammad Aslam
4. PB-39 Turbat-III	Mir Mohammad Ali Rind
5. PB-40 Gawadar	Mr. Hussain

**NAMES OF THE ELECTED CANDIDATES
NOMINATED BY THE
PUKHTOON KHAWA MILLI AWAMY PARTY
(PKMAP)**

**NAMES OF THE ELECTED CANDIDATES NOMINATED BY THE
PUKHTOON KHAWA MILLI AWAMY PARTY (PKMAP)**

Sl. No.	No. and name of constituency	Names of the returned candidates
1.	PB-1 Quetta-I	Dr. Kaleemullah
2.	PB-7 Pishin-II	Mr. Abdul Qahar
3.	PB-9 Pishin-IV	Mr. Abdul Hameed Khan

**NAMES OF THE ELECTED CANDIDATES
NOMINATED BY
THE PEOPLES DEMOCRATIC ALLIANCE
(PDA)**

**NAMES OF THE ELECTED CANDIDATES NOMINATED BY
THE PEOPLES DEMOCRATIC ALLIANCE (PDA)**

Sl. No.	No. and name of constituency	Names of the returned candidates
1.	PB-2 Quetta-II	Mr. Noor Muhammad
2.	PB-12 Loralai-III	Mir Baz Muhammad Khan Khetran

**NAMES OF THE ELECTED CANDIDATES
NOMINATED BY THE
BALUCHISTAN NATIONAL MOVEMENT
(BNM)**

**NAMES OF THE ELECTED CANDIDATES NOMINATED BY THE
BALUCHISTAN NATIONAL MOVEMENT (BNM)**

Sl. No. and name of No. constituency	Names of the returned candidates
1. PB-36 Panjgur	Mr. Kachkol
2. PB-37 Turbat-I	Dr. Abdul Malik

**NAMES OF THE CANDIDATES
ELECTED AS INDEPENDENTS**

NAMES OF THE CANDIDATES ELECTED AS INDEPENDENTS

Sl. No. and name of No. constituency	Names of the returned candidates
1. PB-20 Jaffarabad-I	Mir Jan Mohammad Khan
2. PB-25 Kachhi-II	Sardar Chakar Khan
3. PB-26 Kachhi-III	Mir Zulfiqar Ali Magsi
4. PB-29 Kalat-III	Mir Israrullah
5. PB-35 Lasbela-II	Mr. Muhammad Saleh Khan

DETAILS OF —

1. NUMBER OF CANDIDATES NOMINATED,
2. SEATS WON,
3. VOTES POLLED, AND
4. PERCENTAGE OF VOTES POLLED BY EACH POLITICAL PARTY IN THE PROVINCIAL ASSEMBLY, BALUCHISTAN.

**PROVINCE-WISE SUMMARY OF THE NUMBER OF CANDIDATES
NOMINATED, SEATS WON AND VOTES POLLED WITH PERCENTAGE
OF VOTES POLLED BY EACH POLITICAL PARTY**

PROVINCIAL ASSEMBLY OF BALUCHISTAN

Party affiliation	No. of candidates nominated	Votes polled with percentage	No. of seats won
JWP	26	1,34,514 17.35%	10
IJI	16	67,197 8.67%	7
JUI(F)	38	1,05,784 13.64%	6
PNP	17	89,867 11.59%	5
PKMAP	13	57,749 7.45%	3
PDA	21	73,616 9.50%	2
BNM	24	65,256 8.42%	2
ANP	11	30,003 3.87%	—
JUP(Noorani)	8	1,356 0.18%	—
QIP	4	5,346 0.69%	—
PAT	5	819 0.11%	—
INDEPENDENTS	119	1,43,707 18.53%	5
TOTAL:	302	7,75,214	40

**LIST OF THE CANDIDATES, WITH PARTY AFFILIATION,
ELECTED TO THE PROVINCIAL ASSEMBLY OF
BALUCHISTAN AGAINST THE SEATS RESERVED
FOR MINORITY COMMUNITIES.**

LIST OF THE CANDIDATES, WITH PARTY AFFILIATION, ELECTED TO THE PROVINCIAL ASSEMBLY OF BALUCHISTAN AGAINST THE SEATS RESERVED FOR MINORITY COMMUNITIES.

Name of contesting candidates and their party affiliation. (The name of the elected candidate appears at serial number 1).	No. of valid votes polled including postal ballot papers	Percentage of votes polled by returned candidate to		Further detail
		Total valid votes	Registered votes	
	2	3	4	5

SEAT RESERVED FOR CHRISTIANS

1. Mr. Johnson Ashraf (APCM)	1,988	47.55%	28.57%	Valid votes polled including postal ballot papers = 4,181
2. Mr. Bashir Masih (Ind)	1,897			
3. Mr. Emanual Robin Pasgal (Ind)	261			Invalid votes polled = 46
4. Mr. Yunus Masih (Ind)	35			
	<u>4,181</u>			<u>Total votes polled = 4,227</u>
				Registered votes = 6,958
				Tendered votes = -
				Percentage of votes polled to registered votes = 60.75%

SEAT RESERVED FOR HINDUS AND SCHEDULED CASTES

1. Mr. Arjan Das (PHP)	3,998	46.92%	28.28%	Valid votes polled including postal ballot papers = 8,521
2. Mr. Kanwar Lal (Ind)	2,564			
3. Mr. Sarwan Kumar (PMIG)	1,665			Invalid votes polled = 67
4. Mr. Mehta Washeshair Nath Kohly (Ind)	140			<u>Total votes polled = 8,588</u>
5. Mr. Rajeev Kumar (Ind)	106			Registered votes = 14,136
6. Mr. Amer Chand (Ind)	16			
7. Mr. Mohan Lal (Ind)	15			Tendered votes = -
8. Mr. Bhuramal (Ind)	13			
9. Mr. Naiwand Ram (Ind)	4			Percentage of votes polled to registered votes = 60.75%
	<u>8,521</u>			

**LIST OF THE CANDIDATES, WITH PARTY AFFILIATION,
ELECTED TO THE PROVINCIAL ASSEMBLY OF
BALUCHISTAN AGAINST THE SEATS RESERVED
FOR MINORITY COMMUNITIES.**

**LIST OF THE CANDIDATES, WITH PARTY AFFILIATION, ELECTED TO
THE PROVINCIAL ASSEMBLY OF BALUCHISTAN AGAINST THE SEATS
RESERVED FOR MINORITY COMMUNITIES.**

Name of Community	Names of the Returned Candidates	Party Affiliation
Christian	Mr. Johnson Ashraf	(APCM)
Hindu and Scheduled Castes	Mr. Arjan Dass	(PHP)
Sikh, Budhist, Parsi and other non-Muslim communities	Mr. Sant Singh	Independent

BYE ELECTIONS

(NATIONAL ASSEMBLY)

Name of contesting candidates and their party affiliation. (The name of the elected candidate appears at serial number 1).	1	2	3	4	5	Further detail	
						Total valid votes	Registered votes
NORTH-WEST FRONTIER PROVINCE							
NA-7 Mardan-II							
1. Haji Sarfaraz Khan	(PDA)	19,707	35.27%	8.06%			Valid votes polled including postal ballot papers = 55,867
2. Maulana Haji Muhammad Ahmad Sahib	(Ind)	16,115					Invalid votes polled = 563
3. Syed Shahzad Gul Bacha	(Ind)	14,441					Total votes polled = 56,430
4. Haji Abdul Malik Khan	(IJI)	5,604					Registered votes = 2,44,354
		55,867					Tendered votes = —
							Percentage of votes polled to registered votes = 23.09%
PUNJAB PROVINCE							
NA-48 Sargodha-II							
1. Ch. Qadir Bakhsh Mela	(IJI)	41,771	53.74%	16.52%			Valid votes polled including postal ballot papers = 77,732
2. Mr. Liaqat Hayat	(PDA)	35,809					Invalid votes polled = 470
3. Mr. Mamoor Ahmad Bhatti	(Ind)	152					Total votes polled = 78,202
		77,732					Registered votes = 2,52,849
							Tendered votes = —
							Percentage of votes polled to registered votes = 30.93%
NA-52 Khushab							
1. Malik Ghulam Muhammad Khan	(IJI)	55,703	85.36%	22.43%			Valid votes polled including postal ballot papers = 65,257
2. Mr. Rab Nawaz	(PDA)	9,554					Invalid votes polled = 412
		65,257					Total votes polled = 65,669
							Registered votes = 2,48,271
							Tendered votes = —
							Percentage of votes polled to registered votes = 26.45%

BYE-ELECTIONS

(NATIONAL ASSEMBLY)

	1	2	3	4	5
NA-62 Faisalabad-VI					
1.	Raja Nadir Pervaiz (IJI)	33,808	43.95%	16.94%	Valid votes polled including postal ballot papers = 76,923
2.	Ch. Munawar Ahmad (Ind)	28,289			Invalid votes polled = 428
3.	Mr. Ghulam Mustafa Bajwa (PDA)	14,115			Total votes polled = 77,351
4.	Mr. Shahid Nazir (Ind)	711			Registered votes = 1,99,633
		<u>76,923</u>			Tendered votes = -
					Percentage of votes polled to registered votes = 38.75%
NA-72 Toba Tek Singh-II					
1.	Mian Abdul Waheed (IJI)	45,910	64.11%	20.78%	Valid votes polled including postal ballot papers = 71,611
2.	Mian Asad Masood (PDA)	23,432			Invalid votes polled = 465
3.	Mr. Abdul Sattar (Ind)	1,713			Total votes polled = 72,076
4.	Mr. Saajid-ur-Rehman (Ind)	218			Registered votes = 2,20,902
5.	Mr. Muhammad Junsaid Anwar (Ind)	206			Tendered votes = -
6.	Qazi Ghias-ud-Din Janbaz (Ind)	132			Percentage of votes polled to registered votes = 32.63%
		<u>71,611</u>			
NA-90 Sialkot-VI					
1.	Syed Ghaus Ali Shah (IJI)		Uncontested		
NA-112 Okara-III					
1.	Mr. Qaisar Ali Khan (IJI)	48,737	67.58%	20.57%	Valid votes polled including postal ballot papers = 72,118
2.	Syed Abbas Raza Rizvi (PDA)	22,836			Invalid votes polled = 415
3.	Mr. Shahid Sana Barki (Ind)	315			Total votes polled = 72,533
4.	Syed Akmal Hassan (Ind)	230			Registered votes = 2,36,912
		<u>72,118</u>			Tendered votes = -
					Percentage of votes polled to registered votes = 30.62%

NA-123 Khanewal-III

1.	Pir Shujaat Husnain Qureshi	(JI)	59,664	68.75%	23.63%	Valid votes polled including postal ballot papers = 86,785
2.	Pir Muhammad Aslam Bodla	(PDA)	22,235			
3.	Mr. Rab Nawaz	JUI(F)	4,034			Invalid votes polled = 304
4.	Ch. Munir Ahmad Noon	(Ind)	761			Total votes polled = 87,089
5.	Mr. Mahboob Yar Khan	(Ind)	91			Registered votes = 2,52,534
			<u>86,785</u>			Tendered votes = —
						Percentage of votes polled to registered votes = 34.49%

NA-137 Muzaffargarh-III

1.	Malik Ghulam Muhammad Noor Rabani Khar	(JI)	48,468	57.95%	22.27%	Valid votes polled including postal ballot papers = 83,631
2.	Nawabzada Nasrullah Khan	(Ind)	34,527			Invalid votes polled = 631
3.	Malik Ghulam Muhammad Fekhar-ur-Rusul Arbi	(Ind)	288			Total votes polled = 84,262
4.	Malik Ghulam Muhammad Murtaza	(Ind)	142			Registered votes = 2,17,599
5.	Malik Ghulam Muhammad Sultan Meladi-ur-Rusul	(Ind)	87			Tendered votes = —
6.	Sardar Muhammad Akbar Khan	(Ind)	65			Percentage of votes polled to registered votes = 38.72%
7.	Mr. Mubarak Ali Tariq Qureshi (Retired)	(Ind)	54			
			<u>83,631</u>			

BALUCHISTAN

NA-205 Khuzdar						
1.	Mr. Hasil Khan	(Ind)	21,783	67.11%	12.53%	Valid votes polled including postal ballot papers = 32,459
2.	Moulvi Qammar-ud-Din	(Ind)	8,352			Invalid votes polled = 686
3.	Mr. Abdul Majeed Bizarjo	(Ind)	2,324			Total votes polled = 33,145
			<u>32,459</u>			Registered votes = 1,73,834
						Tendered votes = —
						Percentage of votes polled to registered votes = 19.07%

**BYE-ELECTIONS
(PROVINCIAL ASSEMBLIES)**

BYE ELECTIONS (PROVINCIAL ASSEMBLIES)

Name of contesting candidates and their party affiliation: (The name of the elected candidate appears at serial number 1).	1	2	3	4	5	Percentage of votes polled by returned candidate to	
						Total valid votes	Registered votes
		No. of valid votes polled including postal ballot papers				Further detail	
PUNJAB							
PP-6 Rawalpindi-VI							
1. Ch. Waqar Ali Khan	(LJI)	30,467	73.95%	30.17%		Valid votes polled including postal ballot papers =	41,198
2. Ch. Azhar Ali Khan	(PDA)	10,731				Invalid votes polled =	345
		<u>41,198</u>				Total votes polled =	41,543
						Registered votes =	1,00,987
						Tendered votes =	—
						Percentage of votes polled to registered votes =	41.14%
PP-38 Mianwali-III						Valid votes polled including postal ballot papers =	47,455
1. Mian Riaz Ahmed Shah	(LJI)	24,364	51.34%	20.46%		Invalid votes polled =	454
2. Haji Amir Abdullah Khan Punnu Khel	(Ind)	11,780				Total votes polled =	47,909
3. Mr. Muhammad Nasim Khan	(Ind)	9,927				Registered votes =	1,19,053
4. Mr. Sadagat Ullah Khan	(PDA)	1,215				Tendered votes =	—
5. Malik Muhammad Muzaffar Bhachar	(Ind)	169				Percentage of votes polled to registered votes =	40.24%
		<u>47,455</u>					
PP-58 Faisalabad-XVI						Valid votes polled including postal ballot papers =	47,730
1. Mr. Shahid Nazceer	(LJI)	27,580	57.78%	21.30%		Invalid votes polled =	416
2. Mr. Bader-ud-Din Chaudhry	(PDA)	19,342				Total votes polled =	48,146
3. Rana Muhammad Anwar Khan	(Ind)	683				Registered votes =	1,29,455
4. Mr. Ghulam Nabi	(Ind)	72				Tendered votes =	—
5. Mr. Amjad Ali	(Ind)	41				Percentage of votes polled to registered votes =	37.19%
6. Mr. Muhammad Bakhsh	(Ind)	12					
		<u>47,730</u>					

	1	2	3	4	5
PP-59 Faisalabad-XVII					
1. Rana Sanaulah Khan	(PDA)	17,492	49.85%	16.28%	Valid votes polled including postal ballot papers = 35,086
2. Mr. Abdul Qayyum Awan	(LJI)	14,834			Invalid votes polled = 207
3. Haji Muhammad Shafi	(Ind)	2,625			<u>Total votes polled = 35,293</u>
4. Mr. Abdul Qayyum Nasir	(Ind)	81			Registered votes = 1,07,416
5. Mr. Javid Maqsood	(Ind)	41			Tendered votes = —
6. Mian Gulzar Ahmed	(Ind)	13			Percentage of votes polled to registered votes = 32.86%
		<u>35,086</u>			
PP-65 Jhang-V					
					Bye-election not held due to disturbances
PP-78 Gujranwala-II					
1. Mr. Nawazish Ali	(LJI)		Uncontested		
PP-103 Sialkot-II					
1. Khawaja Muhammad Mansha Ullah	(LJI)	19,554	61.79%	16.85%	Valid votes polled including postal ballot papers = 31,645
2. Mian Ali Hussain	(PDA)	12,091			Invalid votes polled = 286
		<u>31,645</u>			<u>Total votes polled = 31,931</u>
					Registered votes = 1,16,018
					Tendered votes = —
					Percentage of votes polled to registered votes = 27.52%
PP-113 Sialkot-XII					
1. Mr. Akhlaq Ahmad Khan	(LJI)	38,125	88.42%	36.73%	Valid votes polled including postal ballot papers = 43,119
2. Mr. Altaf Ahmad Khan	(Ind)	4,438			Invalid votes polled = 289
3. Mr. Muhammad Yaqoob Khan	(Ind)	272			<u>Total votes polled = 43,408</u>
4. Mr. Arif Khan (Retired)	(PDA)	145			Registered votes = 1,03,811
5. Mr. Jabbar Khan	(Ind)	91			Tendered votes = —
6. Mr. Fazal Ellahi	(Ind)	48			Percentage of votes polled to registered votes = 41.81%
		<u>43,119</u>			

PP-123 Lahore-VIII

1.	Mr. Farid Ahmad Paracha	(JJI)	15,099	75.48%	13.35%	Valid votes polled including postal ballot papers = 20,003
2.	Malik Zafar Ali	(PDA)	4,431			Invalid votes polled = 14
3.	Syed Farman Nabi	(Ind)	408			
4.	Shahzada Farrukh	(Ind)	65			
			<u>20,003</u>			<u>Total votes polled = 20,017</u>
						Registered votes = 1,13,059
						Tendered votes = 88
						Percentage of votes polled to registered votes = 17.70%

PP-124 Lahore-IX

1.	Mr. Abdul Sattar	(JJI)	12,866	63.55%	13.08%	Valid votes polled including postal ballot papers = 20,245
2.	Malik Abdul Ahad	(PDA)	7,283			Invalid votes polled = 68
3.	Mr. Jahangir Shuja	(Ind)	65			<u>Total votes polled = 20,313</u>
4.	Mr. Waqar Ahmed Sheikh	(Ind)	31			Registered votes = 98,349
			<u>20,245</u>			Tendered votes = —
						Percentage of votes polled to registered votes = 20.65%

PP-205 Rajanpur-II

1.	Sardar Haji Ghulam Muftab Khan Dreshak	(JJI)	32,416	78.08%	23.02%	Valid votes polled including postal ballot papers = 41,516
2.	Mr. Muhammad Sarwar Abbas	(PDA)	9,100			Invalid votes polled = 318
			<u>41,516</u>			<u>Total votes polled = 41,834</u>
						Registered votes = 1,40,791
						Tendered votes = —
						Percentage of votes polled to registered votes = 29.71%

PP-214 Muzaffargarh-VIII

1. Malik Muhammad Rafiq (IJI)	24,910	59.90%	21.35%	Valid votes polled including postal ballot papers =	41,587
2. Mr. Tahir Milladi Khar (Ind)	16,455			Invalid votes polled =	315
3. Rana Muhammad Ashraf (Ind)	63			<u>Total votes polled</u> =	<u>41,902</u>
4. Malik Muhammad Ajmal (Ind)	51			Registered votes =	1,16,655
5. Mr. Abdullah Sulfi (PDA)	42			Tendered votes =	—
6. Sardar Abdull Haq Khan (Ind)	40			Percentage of votes polled to registered votes =	35.92%
7. Syed Muhammad Iqbal Shah (Ind)	26				
	<u>41,587</u>				

PP-229 Bahawalnagar-V

1. Ch. Zafar Iqbal (IJI)	29,541	51.61%	24.26%	Valid votes polled including postal ballot papers =	57,244
2. Mr. Ali Akbar Mazhar Wains (Ind)	27,708			Invalid votes polled =	465
	<u>57,244</u>			<u>Total votes polled</u> =	<u>57,709</u>
				Registered votes =	1,21,752
				Tendered votes =	—
				Percentage of votes polled to registered votes =	47.40%

SIND**PS-14 Jacobabad-V**

1. Agha Ghulam Ali (PNP)	16,561	71.68%	18.23%	Valid votes polled including postal ballot papers =	23,104
2. Mr. Abdul Hafeez (Ind)	6,191			Invalid votes polled =	275
3. Sardar Muhammad Muqeeem Khan	119			<u>Total votes polled</u> =	<u>23,379</u>
4. Mr. Anwar Ali Shah (Ind)	71			Registered votes =	90,842
5. Baboo Mir Ahmad Nawaz (Ind)	29			Tendered votes =	—
6. Sardar Hamidullah Khan (Ind)	28			Percentage of votes polled to registered votes =	25.74%
7. Mr. Fazal Haque (Ind)	27				
8. Mr. Ghulam Muhammad (Ind)	25				
9. Mr. Gul Hassan alias Baboo (Ind)	20				
10. Mr. Anwar Ali (Ind)	4				
11. Mir. Dad Muhammad Khan (Ind)	<u>23,104</u>				

PS-18 Naushero Feroze-IV

1. Mr. Ghulam Rasool Khan Jatoi.
2. Mr. Ghulam Abbas Chandio
3. Mr. Inayat Ali Rind
4. Mr. Ghulam Mujtaba Khan Jatoi
5. Mr. Abdul Ghaflar Khan Jatoi.

56,847	97.66%	Valid votes polled including postal ballot papers =	58,209
1,115		Invalid votes polled =	3
102		Total votes polled =	58,212
85		Registered votes =	86,039
60		Tendered votes =	—
58,209		Percentage of votes polled to registered votes =	67.66%

PS-64 Saanghar-I

1. Haji Khuda Bakhsh Nizamani

(IND) Uncontested

PS-71 Thatta-III

1. Syed Shafique Ahmed
2. Mr. Abdul Wahid
3. Syed Ghulam Mustafa Shah Sheerazi
4. Syed Ghulam Akram Shah Sheerazi
5. Mr. Abdul Sattar Soomro
6. Mr. Abdul Sattar
7. Mr. Muhammad Siddik Soho

21,066	67.93%	Valid votes polled including postal ballot papers =	31,011
9,050		Invalid votes polled =	214
750		Total votes polled =	31,225
104		Registered votes =	94,630
18		Tendered votes =	—
15		Percentage of votes polled to registered votes =	33.00%
8			
31,011			

N.W.F.P.**PF-20 Mardan-III**

1. Mr. Abdul Akbar Khan
2. Mr. Abdul Subhan
3. Mr. Zarshad Khan
4. Mr. Sher Aman Shah

11,317	47.58%	Valid votes polled including postal ballot papers =	23,783
7,968		Invalid votes polled =	466
4,326		Total votes polled =	24,249
172		Registered votes =	79,738
23,783		Tendered votes =	—
		Percentage of votes polled to registered votes =	30.41%

1	2	3	4	5
PF-35 Abbottabad-II				
1. Sardar Fida Muhammad Khan	12295	53.34%	14.95%	Valid votes polled including = 23050 postal ballot papers
2. Mr. S. Muhammad Gulzar Abbasi	10066			Invalid votes polled = 345
3. Mr. Safdar Khan	511			Total votes polled = 23395
4. Sardar Hafiz-u-Rehman	178			Registered votes = 82261
	23050			Tendered votes = —
				Percentage of votes polled = 28.44% to registered votes
PF-45 Mansehra-IV				
1. Mr. Faiz Muhammad Khan	13961	55.46%	16.97%	Valid votes polled including = 25175 postal ballot papers
2. Mr. Haq Nawaz Khan	8207			Invalid votes polled = 474
3. Mr. Malik Jan	1495			Total votes polled = 25649
4. Sardar Abdur Rehman Gujjar	690			Registered votes = 82273
5. Dr. Dilawar Khan	370			Tendered votes = —
6. Syed Kabir Shah	358			Percentage of votes polled = 31.18% to registered votes
7. Mr. Muhammad Sadiq	94			
	25175			
BALUCHISTAN				
PB-34 Lasbela-1				
1. Shahzada Ali Akbar	13,635	64.61%	22.44%	Valid votes polled including = 21,105 postal ballot papers
2. Mr. Ghulam Akbar	7,470			Invalid votes polled = 637
	21,105			Total votes polled = 21,742
				Registered votes = 60,761
				Tendered votes = —
				Percentage of votes polled = 35.78% to registered votes

ERRATA

Sl. No.	Page No.	Column No.	Against	Printed matter	Correct matter
1.	17	1	9. Mr. Inayatullah	—	Add the word and the figure "(IND) 49"
2.	151	2	Sind	—	1
3.	270	No. and name of constituency	Serial No. 63 and Serial No. 64	276	May be treated as deleted.
4.	381	3	PPI(MHK)	0.83%	0.03%

